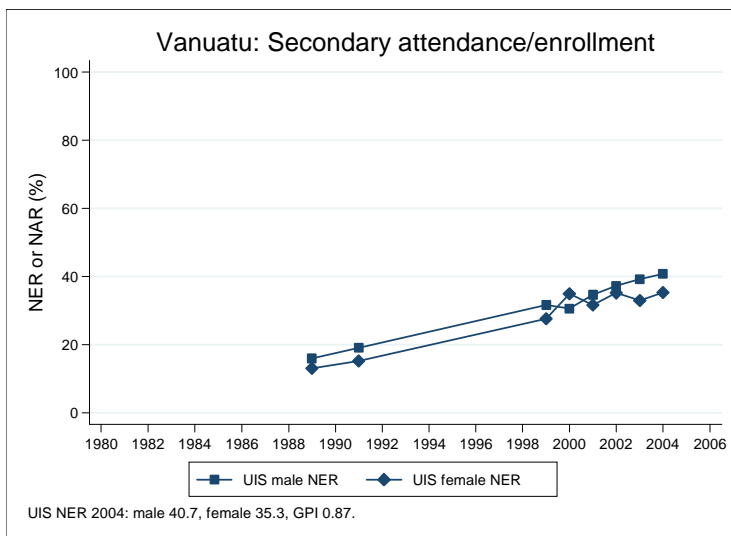
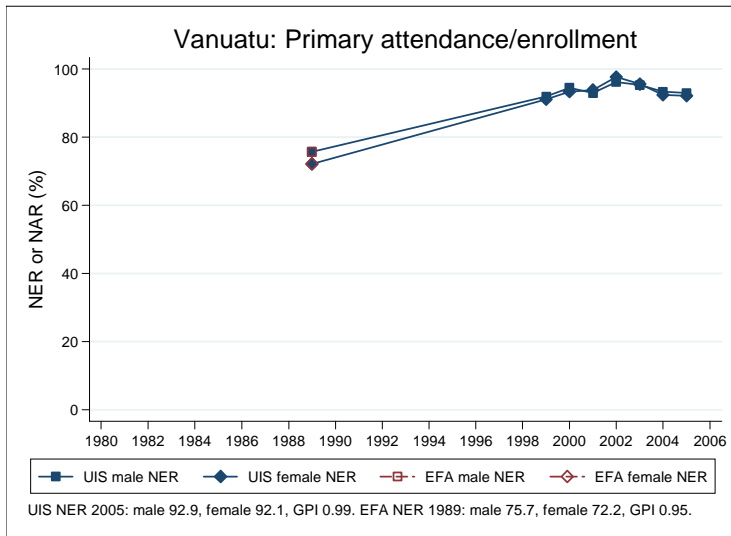
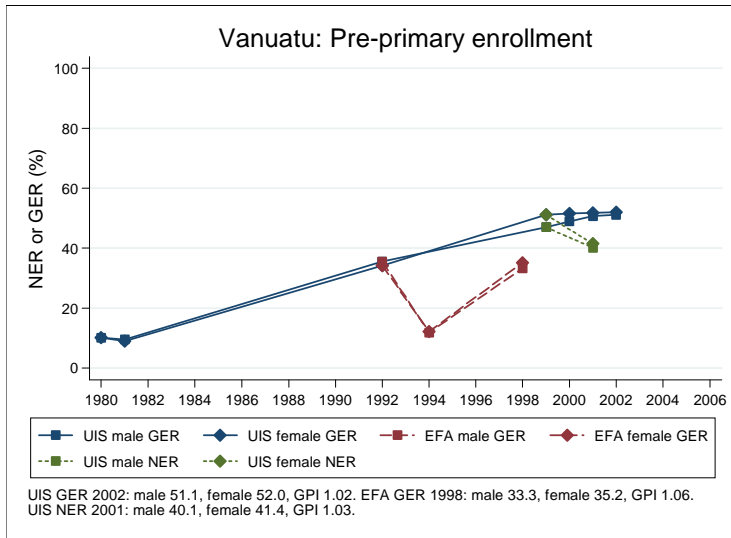
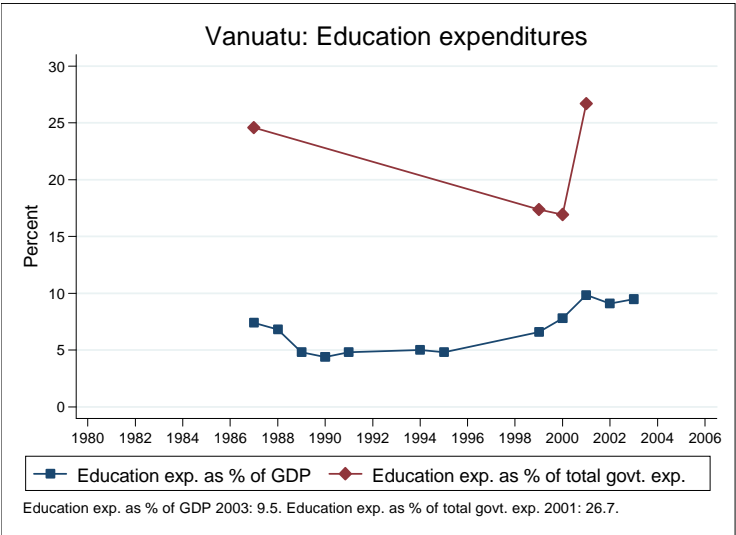
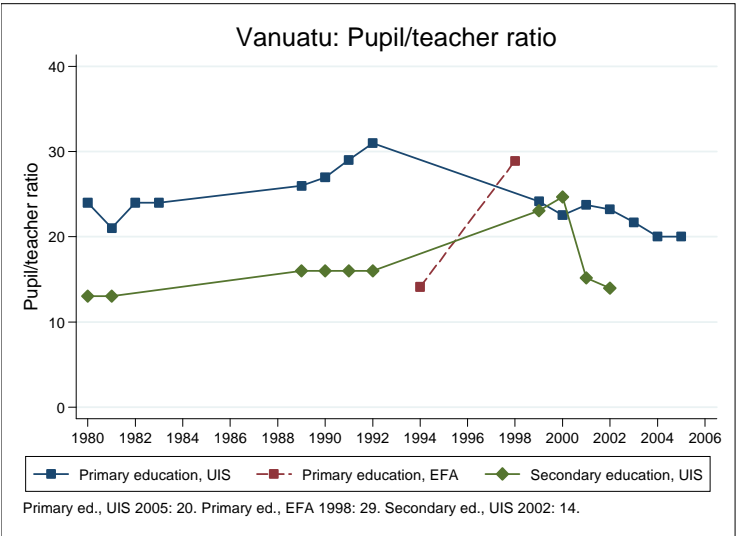
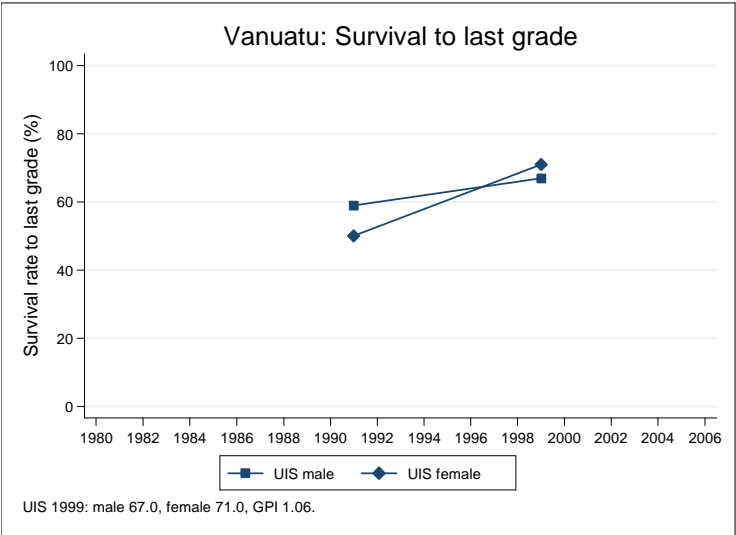


Education statistics: Vanuatu

UNICEF, Division of Policy and Practice, Statistics and Monitoring Section, www.childinfo.org, May 2008





Administrative data: UNESCO Institute for Statistics

Vanuatu

| Population (1,000) | Total | Male | Female |
|--|----------------------------|---------------------------|--------------------------|
| Preschool age, 2006 | 18 | 9 | 9 |
| Primary school age, 2006 | 34 | 18 | 17 |
| Secondary school age, 2006 | 36 | 19 | 17 |
| Total population, all ages, 2007 | 226 | 115 | 111 |
| Official school age (years) | Entrance age | Graduation age | Duration |
| Preschool, 2005 | 3 | 5 | 3 |
| Primary school, 2005 | 6 | 11 | 6 |
| Secondary school, 2005 | 12 | 18 | 7 |
| Compulsory education, 2005 | 6 | 12 | 7 |
| Net enrolment ratio (%) | Total | Male | Female |
| Preschool NER, 2001 | 40.7 | 40.1 | 41.4 |
| Primary school NER, 2005 | 92.5 | 92.9 | 92.1 |
| Secondary school NER, 2004 | 38.1 | 40.7 | 35.3 |
| Gross enrolment ratio (%) | Total | Male | Female |
| Preschool GER, 2002 | 51.5 | 51.1 | 52.0 |
| Primary school GER, 2005 | 116.4 | 117.5 | 115.1 |
| Secondary school GER, 2004 | 40.1 | 42.9 | 37.1 |
| Entrance and transition (%) | Total | Male | Female |
| Primary net intake rate, 2004 | 55.0 | 55.8 | 54.2 |
| Primary gross intake rate, 2005 | 119.4 | 121.7 | 116.9 |
| Primary entrants with ECCE | | | |
| Transition rate primary-secondary, 2004 | 52.5 | 50.3 | 55.0 |
| Repetition and completion | Total | Male | Female |
| Primary repetition rate (%), 2005 | 10.7 | 11.5 | 9.7 |
| Secondary repetition rate (%) | | | |
| Survival rate to grade 5 (%), 2004 | 77.7 | 72.4 | 71.8 |
| Survival rate to last primary grade (%), 2004 | 70.6 | 67.0 | 71.0 |
| Primary completion rate (%), 2005 | 85.9 | 87.0 | 85.9 |
| School life expectancy (years), 2004 | 9.9 | 10.2 | 9.6 |
| Teaching staff | Pupil/teacher ratio | % trained teachers | % female teachers |
| Preschool, 2002 | 10.5 | | 98.6 |
| Primary school, 2005 | 20.0 | | 53.8 |
| Secondary school, 2002 | 13.9 | | 35.6 |
| Public expenditure per student as % of GDP per capita | | | |
| Primary school, 2001 | 14.7 | | |
| Secondary school, 2001 | 100.9 | | |
| Total public expenditure on education | | | |
| As % of GDP, 2003 | 9.5 | | |
| As % of total government expenditure, 2001 | 26.7 | | |

Data sources:

Population: United Nations Population Division, *World Population Prospects: The 2006 Revision*, March 2007.

Education: UNESCO Institute for Statistics, Data Centre, <http://stats.uis.unesco.org/unesco/ReportFolders/ReportFolders.aspx>, January 2008.