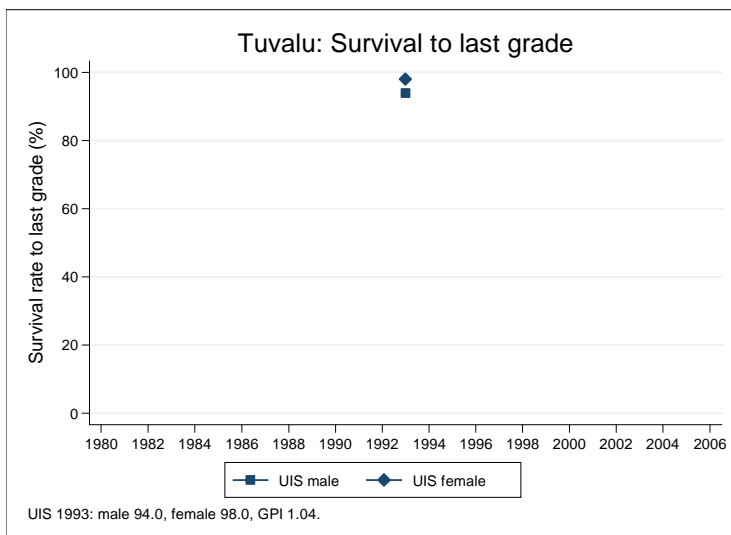
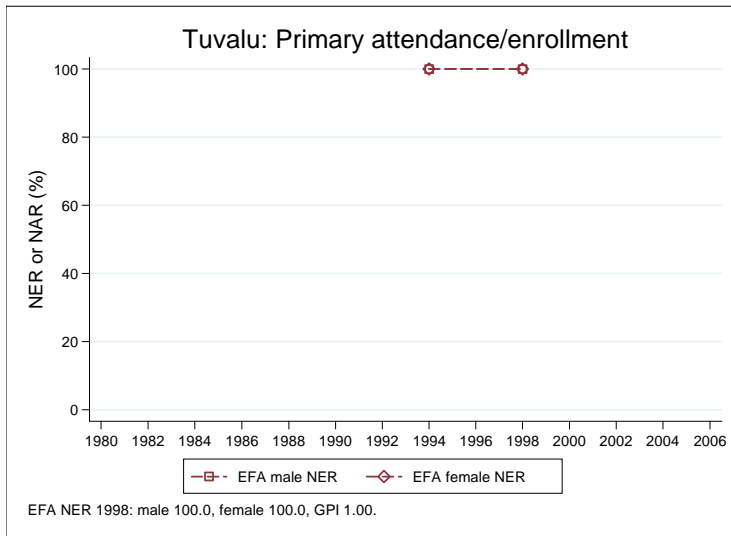
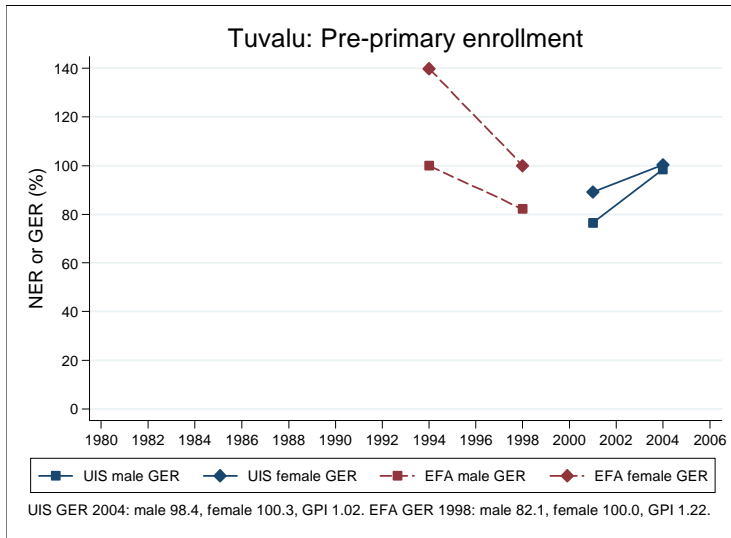
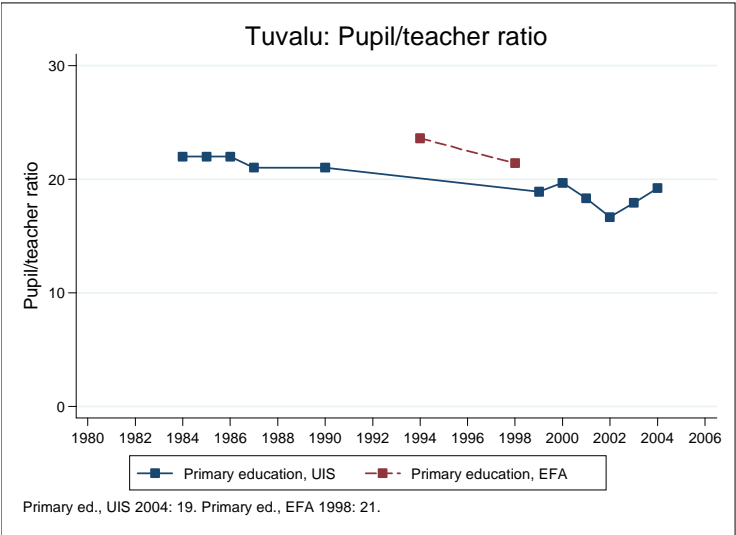


Education statistics: Tuvalu

UNICEF, Division of Policy and Practice, Statistics and Monitoring Section, www.childinfo.org, May 2008





Administrative data: UNESCO Institute for Statistics

Tuvalu

Population (1,000)	Total	Male	Female
Preschool age, 2004	1	0	0
Primary school age, 2004	1	1	1
Secondary school age, 2004	1	1	0
Total population, all ages			
Official school age (years)	Entrance age	Graduation age	Duration
Preschool, 2005	3	5	3
Primary school, 2005	6	11	6
Secondary school, 2005	12	17	6
Compulsory education, 2005	7	14	8
Net enrolment ratio (%)	Total	Male	Female
Preschool NER			
Primary school NER			
Secondary school NER			
Gross enrolment ratio (%)	Total	Male	Female
Preschool GER, 2004	99.3	98.4	100.3
Primary school GER, 2004	98.5	95.1	102.2
Secondary school GER, 2001	84.4	87.2	81.3
Entrance and transition (%)	Total	Male	Female
Primary net intake rate			
Primary gross intake rate, 2004	93.5	91.1	95.9
Primary entrants with ECCE			
Transition rate primary-secondary, 2001	69.3	84.6	53.4
Repetition and completion	Total	Male	Female
Primary repetition rate (%)			
Secondary repetition rate (%)			
Survival rate to grade 5 (%), 2001	69.9		
Survival rate to last primary grade (%), 2001	62.6		
Primary completion rate (%), 2004	103.1	94.3	113.3
School life expectancy (years), 2001	11.2	11.0	11.4
Teaching staff	Pupil/teacher ratio	% trained teachers	% female teachers
Preschool, 2001	17.7		100.0
Primary school, 2004	19.2		80.0
Secondary school			
Public expenditure per student as % of GDP per capita			
Primary school			
Secondary school			
Total public expenditure on education			
As % of GDP			
As % of total government expenditure			

Data sources:

Population: United Nations Population Division, *World Population Prospects: The 2006 Revision*, March 2007.

Education: UNESCO Institute for Statistics, Data Centre, <http://stats.uis.unesco.org/unesco/ReportFolders/ReportFolders.aspx>, January 2008.