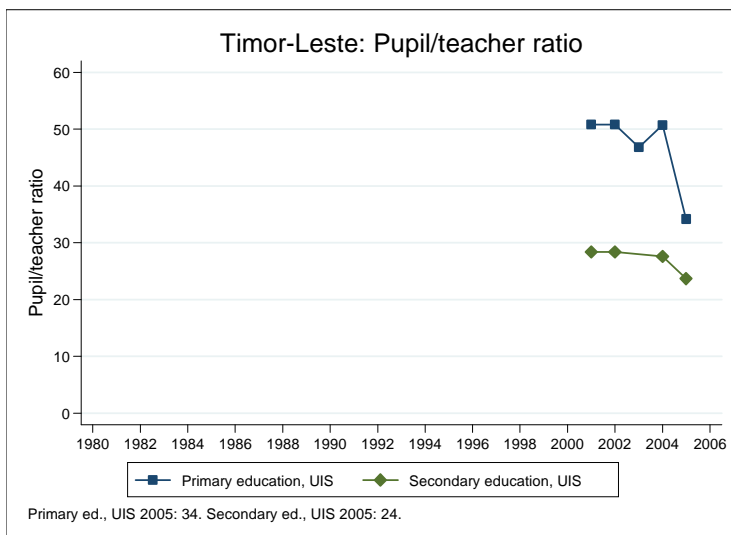
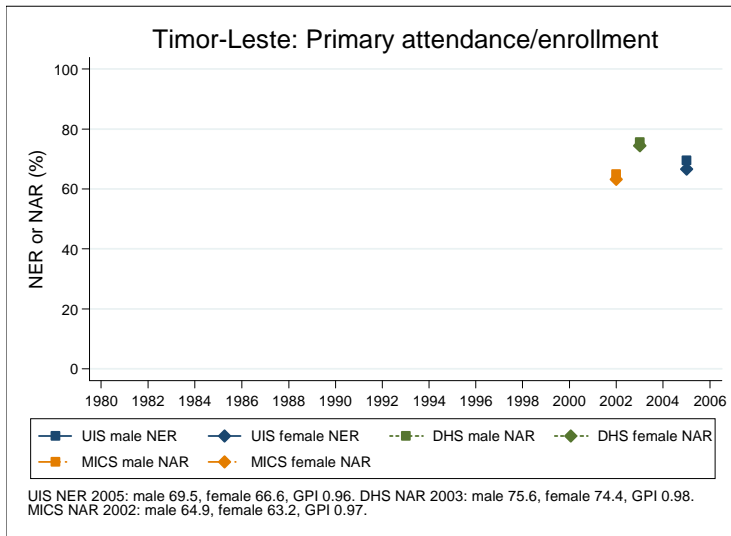
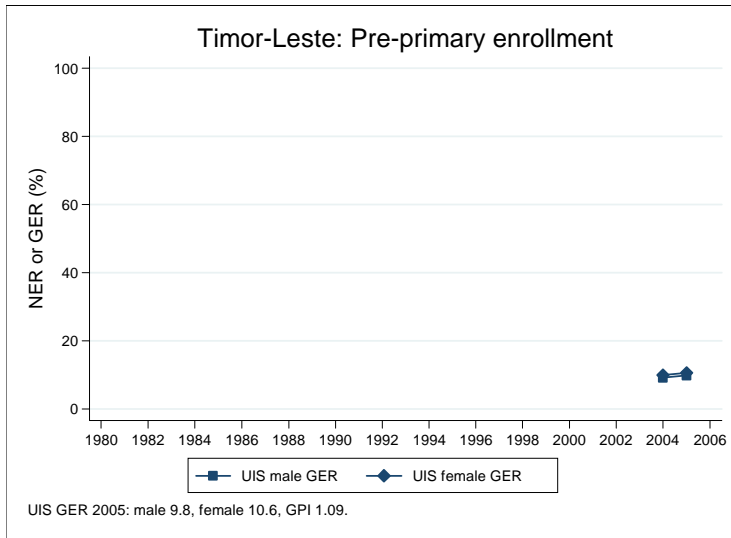


Education statistics: Timor-Leste

UNICEF, Division of Policy and Practice, Statistics and Monitoring Section, www.childinfo.org, May 2008



Administrative data: UNESCO Institute for Statistics

Timor-Leste

Population (1,000)	Total	Male	Female
Preschool age, 2006	71	36	35
Primary school age, 2006	186	95	91
Secondary school age, 2006	147	75	72
Total population, all ages, 2007	1155	586	569
Official school age (years)	Entrance age	Graduation age	Duration
Preschool, 2005	4	5	2
Primary school, 2005	6	11	6
Secondary school, 2005	12	17	6
Compulsory education, 2005	7	15	9
Net enrolment ratio (%)	Total	Male	Female
Preschool NER			
Primary school NER, 2005	68.1	69.5	66.6
Secondary school NER, 2001	22.8		
Gross enrolment ratio (%)	Total	Male	Female
Preschool GER, 2005	10.2	9.8	10.6
Primary school GER, 2005	98.9	102.8	94.8
Secondary school GER, 2005	53.4	53.4	53.5
Entrance and transition (%)	Total	Male	Female
Primary net intake rate, 2005	38.5	39.1	37.9
Primary gross intake rate, 2005	111.9	118.0	105.5
Primary entrants with ECCE			
Transition rate primary-secondary			
Repetition and completion	Total	Male	Female
Primary repetition rate (%)			
Secondary repetition rate (%)			
Survival rate to grade 5 (%)			
Survival rate to last primary grade (%)			
Primary completion rate (%)			
School life expectancy (years), 2005	9.8	10.0	9.6
Teaching staff	Pupil/teacher ratio	% trained teachers	% female teachers
Preschool, 2005	29.5		97.0
Primary school, 2005	34.2		31.3
Secondary school, 2005	23.7		25.1
Public expenditure per student as % of GDP per capita			
Primary school			
Secondary school			
Total public expenditure on education			
As % of GDP			
As % of total government expenditure			

Data sources:

Population: United Nations Population Division, *World Population Prospects: The 2006 Revision*, March 2007.

Education: UNESCO Institute for Statistics, Data Centre, <http://stats.uis.unesco.org/unesco/ReportFolders/ReportFolders.aspx>, January 2008.