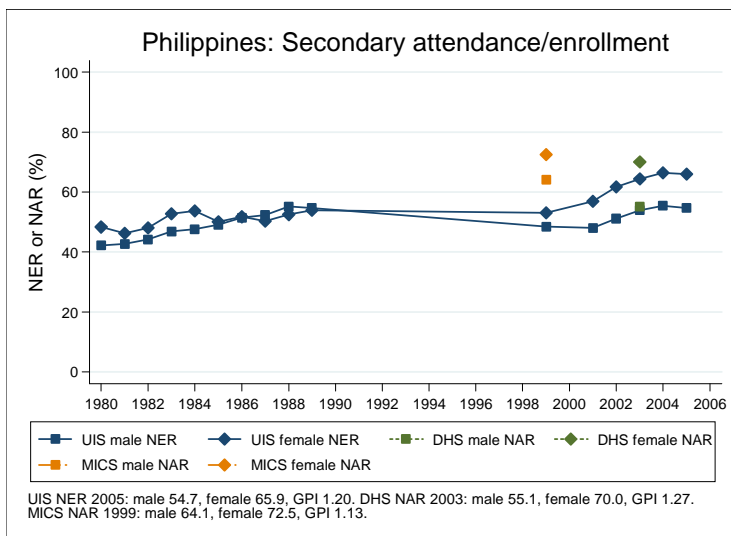
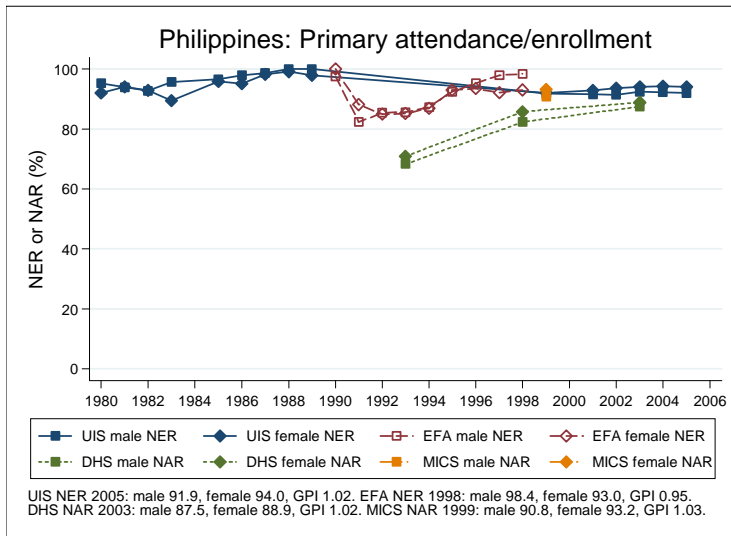
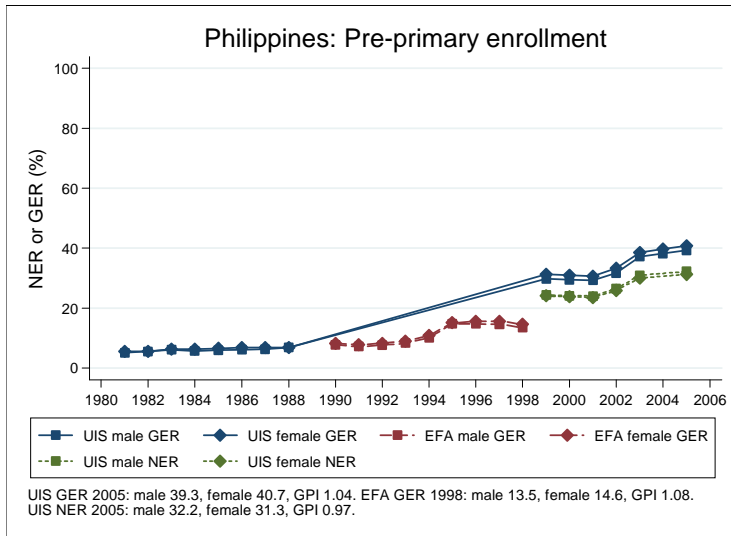
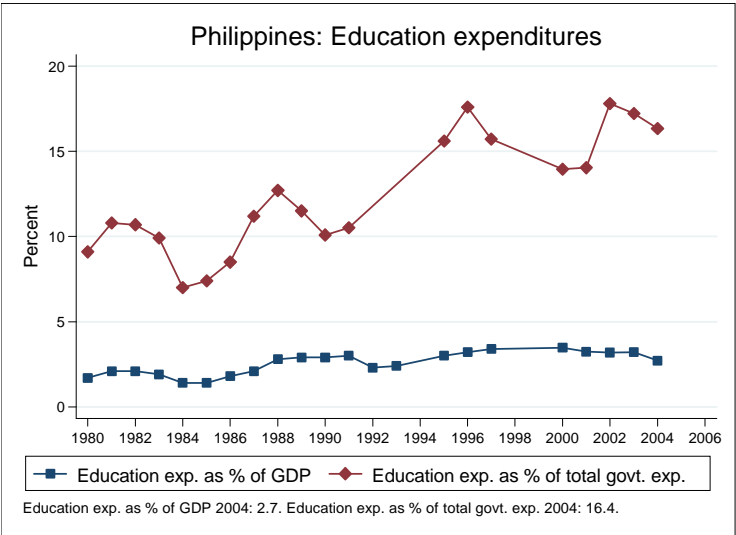
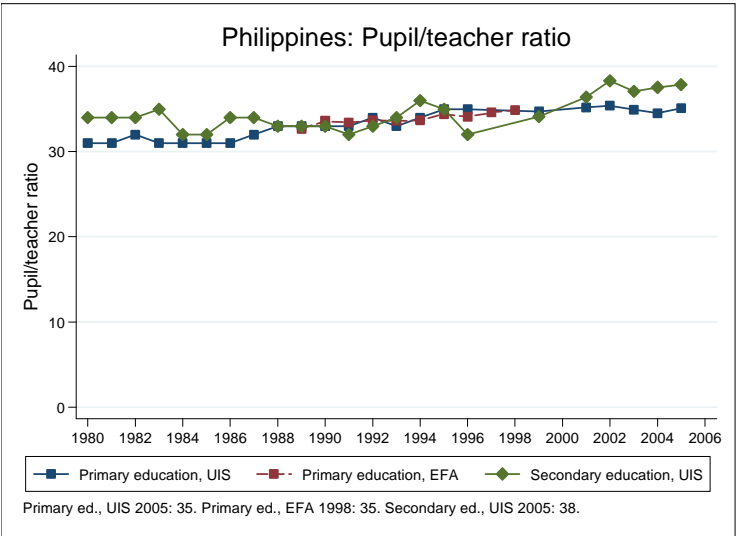
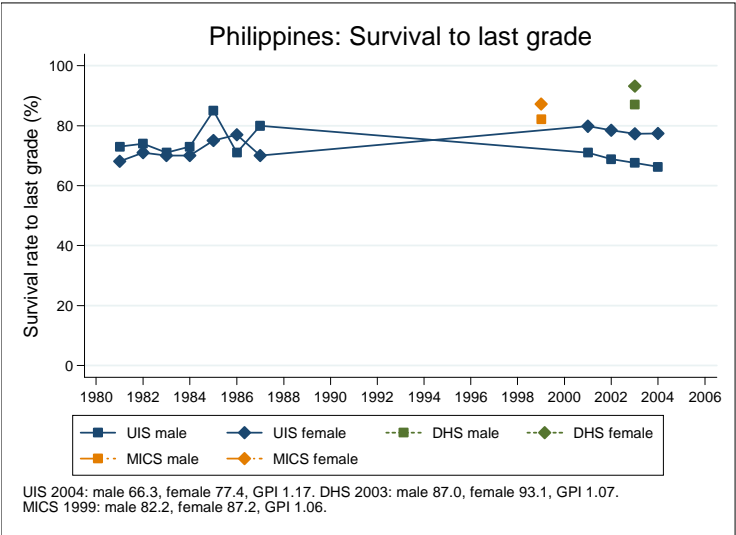


Education statistics: Philippines

UNICEF, Division of Policy and Practice, Statistics and Monitoring Section, www.childinfo.org, May 2008





Administrative data: UNESCO Institute for Statistics

Philippines

Population (1,000)	Total	Male	Female
Preschool age, 2006	2045	1046	999
Primary school age, 2006	11877	6069	5808
Secondary school age, 2006	7582	3868	3714
Total population, all ages, 2007	87960	44292	43668
Official school age (years)	Entrance age	Graduation age	Duration
Preschool, 2005	5	5	1
Primary school, 2005	6	11	6
Secondary school, 2005	12	15	4
Compulsory education, 2005	6	12	7
Net enrolment ratio (%)	Total	Male	Female
Preschool NER, 2005	31.8	32.2	31.3
Primary school NER, 2005	92.9	91.9	94.0
Secondary school NER, 2005	60.2	54.7	65.9
Gross enrolment ratio (%)	Total	Male	Female
Preschool GER, 2005	40.0	39.3	40.7
Primary school GER, 2005	111.2	111.9	110.5
Secondary school GER, 2005	84.8	80.3	89.5
Entrance and transition (%)	Total	Male	Female
Primary net intake rate, 2005	48.6	45.8	51.6
Primary gross intake rate, 2005	132.3	136.6	127.8
Primary entrants with ECCE, 2005	62.9	62.6	63.2
Transition rate primary-secondary, 2004	91.8	91.3	92.4
Repetition and completion	Total	Male	Female
Primary repetition rate (%), 2005	2.2	2.9	1.6
Secondary repetition rate (%), 2005	1.8	2.7	0.9
Survival rate to grade 5 (%), 2004	74.9	70.6	79.8
Survival rate to last primary grade (%), 2004	71.5	66.3	77.4
Primary completion rate (%), 2005	95.9	92.3	99.7
School life expectancy (years), 2005	10.2	10.0	10.3
Teaching staff	Pupil/teacher ratio	% trained teachers	% female teachers
Preschool, 2005	33.6	100.0	97.0
Primary school, 2005	35.1	100.0	87.3
Secondary school, 2005	37.9	100.0	76.4
Public expenditure per student as % of GDP per capita			
Primary school, 2004	9.2		
Secondary school, 2004	9.0		
Total public expenditure on education			
As % of GDP, 2004	2.7		
As % of total government expenditure, 2004	16.4		

Data sources:

Population: United Nations Population Division, *World Population Prospects: The 2006 Revision*, March 2007.

Education: UNESCO Institute for Statistics, Data Centre, <http://stats.uis.unesco.org/unesco/ReportFolders/ReportFolders.aspx>, January 2008.

Survey data: Philippines 2003 DHS

Philippines

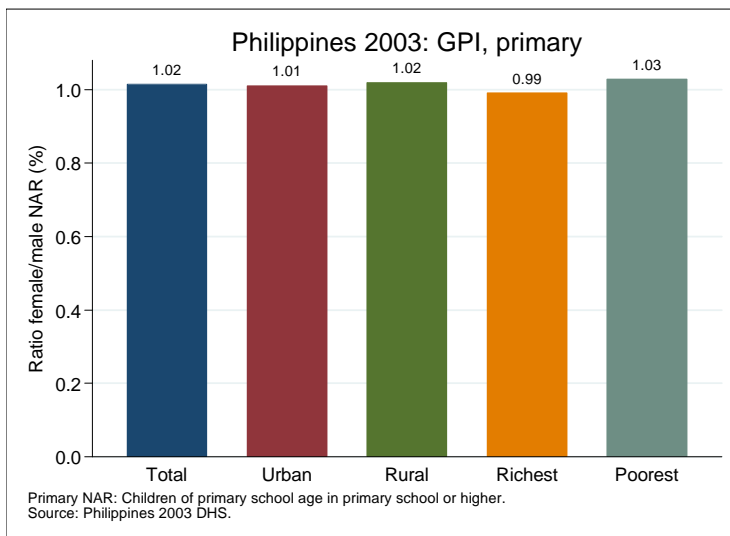
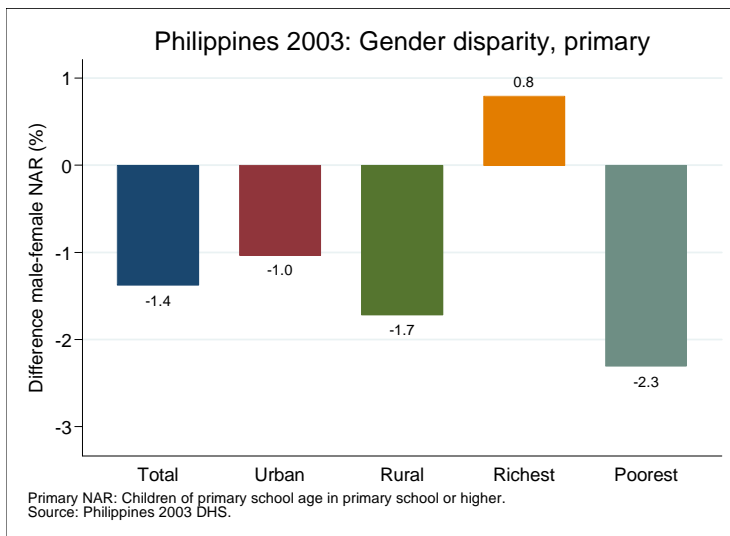
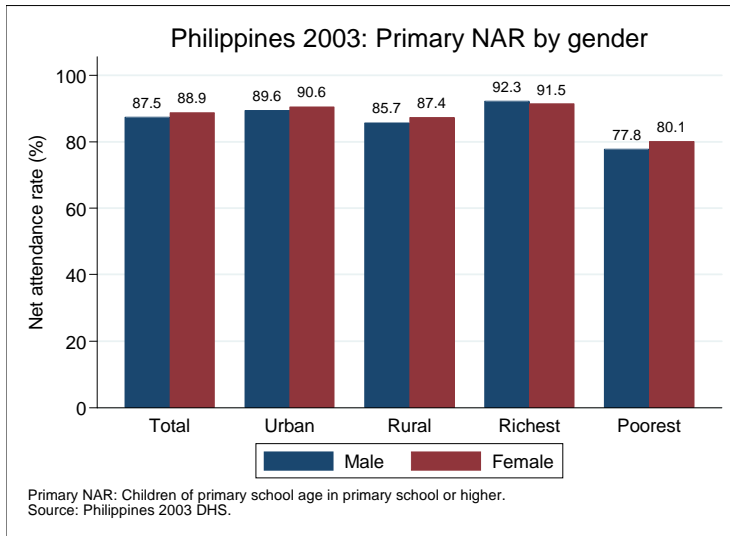
Net attendance rate (%)	Total	Male	Female	Urban	Rural	Richest	Poorest
Primary school NAR	88.1	87.5	88.9	90.1	86.5	91.9	79.0
Secondary school NAR	62.6	55.1	70.0	71.2	54.6	80.8	32.9
Gross attendance rate (%)	Total	Male	Female	Urban	Rural	Richest	Poorest
Primary school GAR	104.4	106.1	102.5	103.2	105.4	101.5	103.3
Secondary school GAR	86.2	81.7	90.8	95.4	77.8	107.2	49.9
Primary age in school (%)	Total	Male	Female	Urban	Rural	Richest	Poorest
Primary school	87.2	86.8	87.5	89.0	85.6	90.4	78.5
Secondary school	1.0	0.7	1.3	1.0	0.9	1.5	0.4
Preschool	3.9	3.8	4.0	4.3	3.5	6.0	3.7
Non-formal education							
Secondary age in school (%)	Total	Male	Female	Urban	Rural	Richest	Poorest
Secondary school	62.2	54.9	69.4	70.7	54.4	80.0	32.9
Higher education	0.4	0.2	0.5	0.5	0.2	0.8	0.0
Primary school	23.6	27.4	19.9	18.6	28.3	13.0	40.4
Preschool	0.1	0.1	0.1	0.0	0.2	0.0	0.4
Non-formal education							
Entrance and transition (%)	Total	Male	Female	Urban	Rural	Richest	Poorest
Primary net intake rate	54.7	54.8	54.5	57.9	51.7	58.6	37.9
Primary gross intake rate	111.6	120.8	102.2	110.3	112.9	99.6	114.9
Primary entrants with ECCE	77.7	76.2	79.5	85.6	70.6	98.0	59.7
Transition rate prim.-sec.	89.8	88.8	90.7	92.3	87.1	94.2	80.4
Repetition and completion (%)	Total	Male	Female	Urban	Rural	Richest	Poorest
Primary repetition rate	2.9	3.7	2.1	2.2	3.5	1.0	4.2
Primary dropout rate	3.0	3.5	2.4	2.1	3.7	1.0	5.7
Secondary repetition rate	1.6	1.7	1.5	1.6	1.6	1.3	1.4
Secondary dropout rate	11.0	13.0	9.1	10.3	11.8	6.1	15.6
Survival rate to grade 5	92.5	91.1	94.1	94.8	90.7	99.6	84.5
Survival rate to last prim. grade	90.0	87.0	93.1	93.6	87.0	98.5	78.9

Primary school NAR: children of primary school age in primary school or higher.

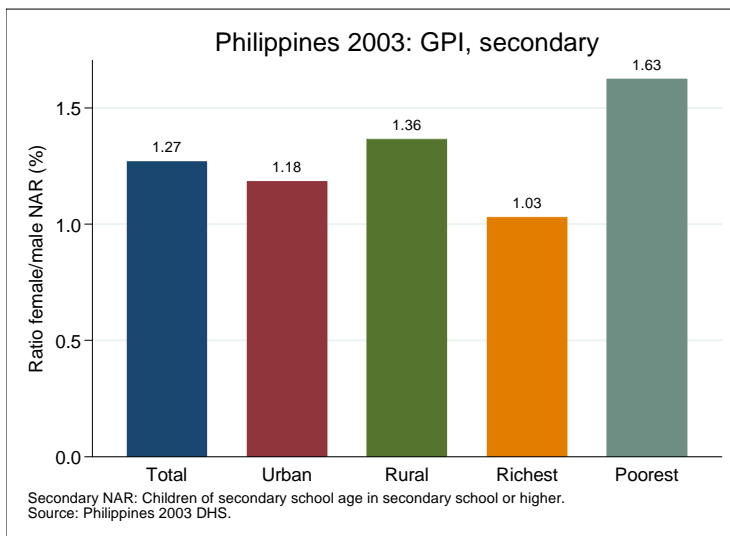
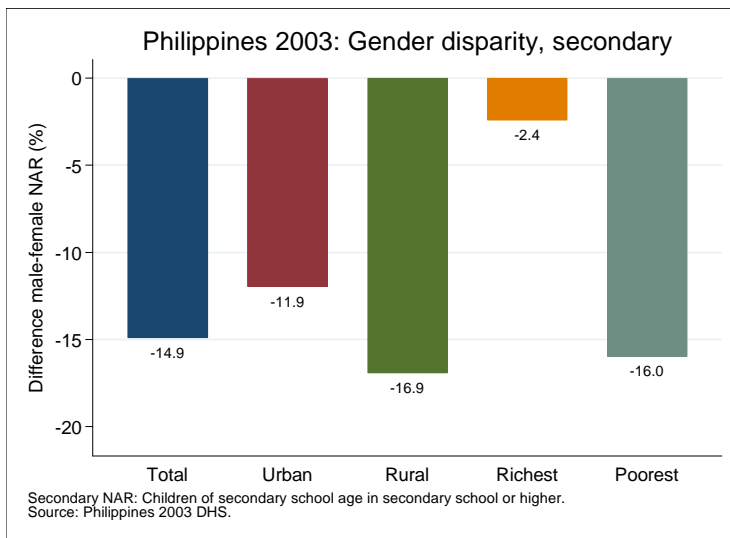
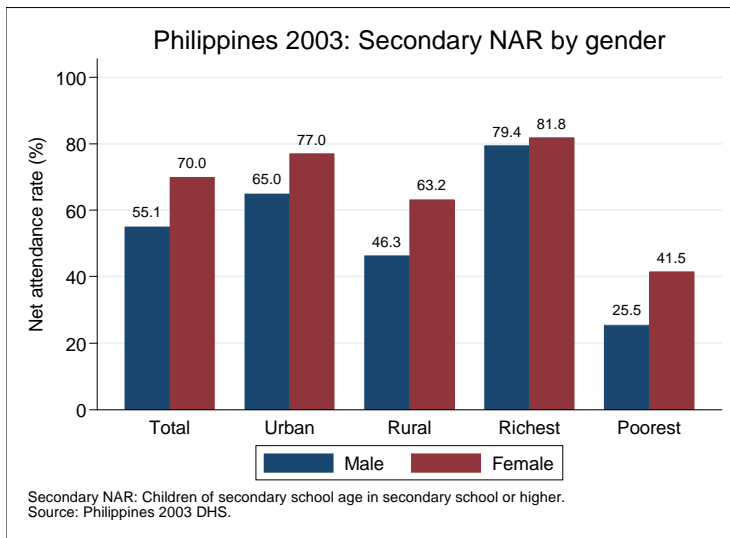
Secondary school NAR: children of secondary school age in secondary school or higher.

Data source: Philippines 2003 DHS.

Gender disparity in primary school (survey data)



Gender disparity in secondary school (survey data)



Projections to 2015

