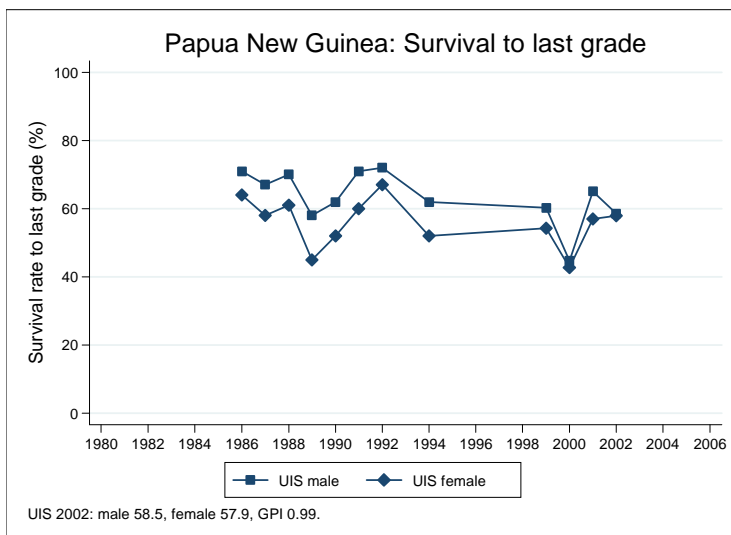
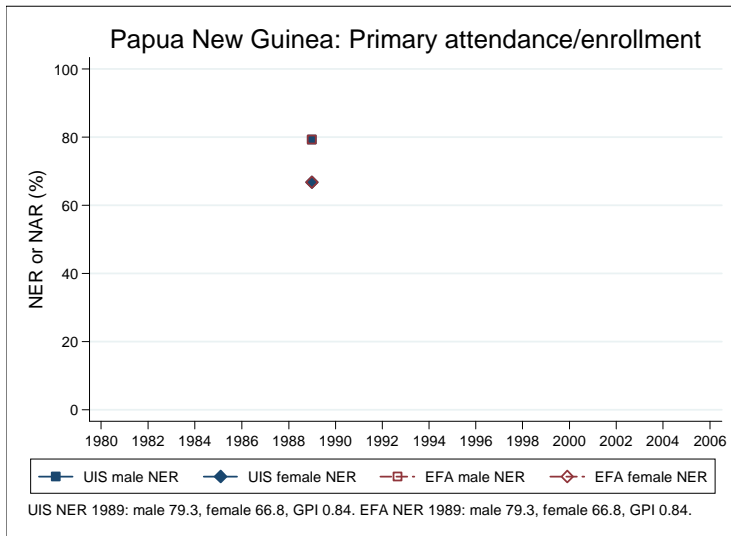
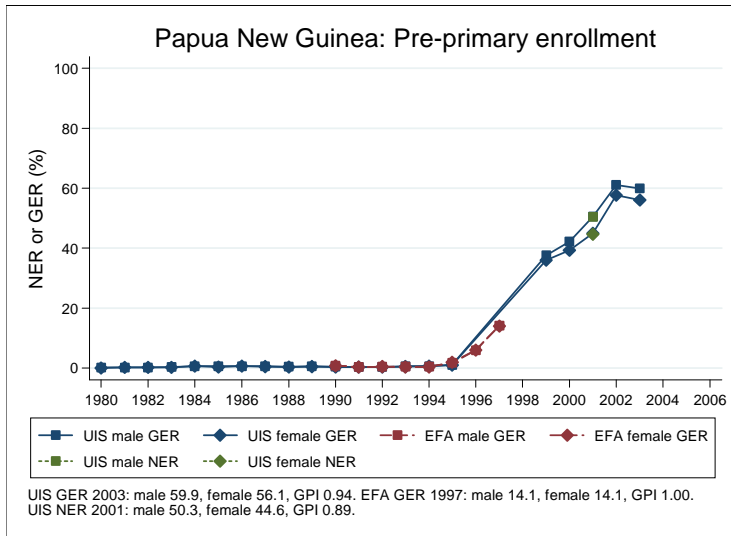
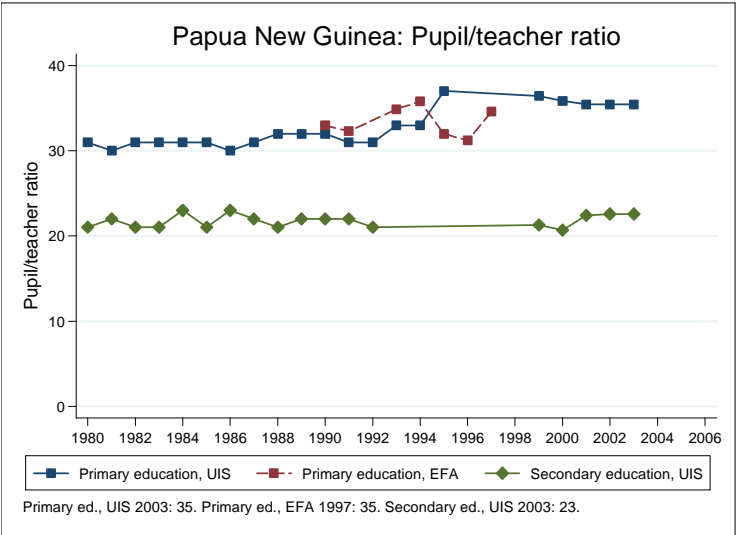


## Education statistics: Papua New Guinea

UNICEF, Division of Policy and Practice, Statistics and Monitoring Section, www.childinfo.org, May 2008





## Administrative data: UNESCO Institute for Statistics

### Papua New Guinea

<b>Population (1,000)</b>	<b>Total</b>	<b>Male</b>	<b>Female</b>
Preschool age, 2006	175	90	85
Primary school age, 2006	965	496	469
Secondary school age, 2006	808	414	394
Total population, all ages, 2007	6331	3211	3120
<b>Official school age (years)</b>	<b>Entrance age</b>	<b>Graduation age</b>	<b>Duration</b>
Preschool, 2005	6	6	1
Primary school, 2005	7	12	6
Secondary school, 2005	13	18	6
Compulsory education, 2005	6	14	9
<b>Net enrolment ratio (%)</b>	<b>Total</b>	<b>Male</b>	<b>Female</b>
Preschool NER, 2001	47.5	50.3	44.6
Primary school NER			
Secondary school NER			
<b>Gross enrolment ratio (%)</b>	<b>Total</b>	<b>Male</b>	<b>Female</b>
Preschool GER, 2003	58.0	59.9	56.1
Primary school GER, 2003	76.5	81.8	70.9
Secondary school GER, 2003	25.5	29.3	21.4
<b>Entrance and transition (%)</b>	<b>Total</b>	<b>Male</b>	<b>Female</b>
Primary net intake rate			
Primary gross intake rate, 2003	95.1	100.6	89.3
Primary entrants with ECCE, 2001	43.8	42.8	45.1
Transition rate primary-secondary, 2002	76.8	77.0	76.5
<b>Repetition and completion</b>	<b>Total</b>	<b>Male</b>	<b>Female</b>
Primary repetition rate (%)			
Secondary repetition rate (%)			
Survival rate to grade 5 (%), 2002	67.8	68.1	67.6
Survival rate to last primary grade (%), 2002	58.2	58.5	57.9
Primary completion rate (%), 2003	55.2	60.2	50.0
School life expectancy (years), 2003	6.0	6.6	5.5
<b>Teaching staff</b>	<b>Pupil/teacher ratio</b>	<b>% trained teachers</b>	<b>% female teachers</b>
Preschool, 2003	35.3	100.0	37.0
Primary school, 2003	35.5	100.0	39.0
Secondary school, 2003	22.6	100.0	36.5
<b>Public expenditure per student as % of GDP per capita</b>			
Primary school			
Secondary school			
<b>Total public expenditure on education</b>			
As % of GDP			
As % of total government expenditure			

#### Data sources:

*Population:* United Nations Population Division, *World Population Prospects: The 2006 Revision*, March 2007.

*Education:* UNESCO Institute for Statistics, Data Centre, <http://stats.uis.unesco.org/unesco/ReportFolders/ReportFolders.aspx>, January 2008.