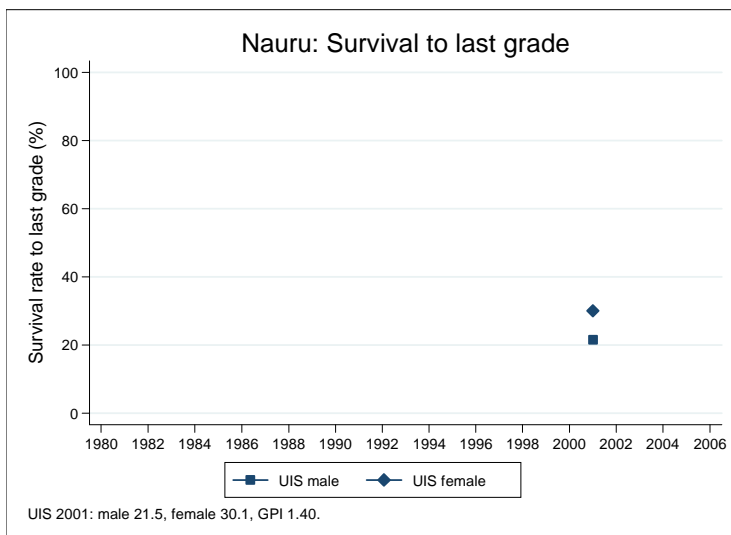
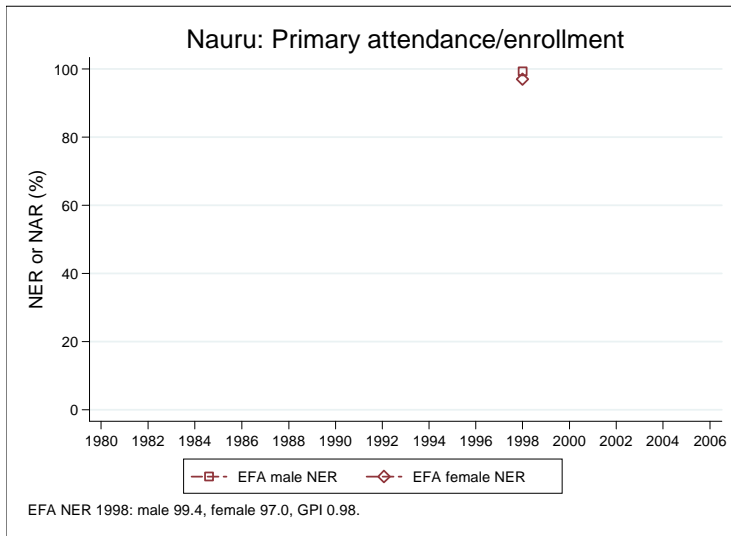
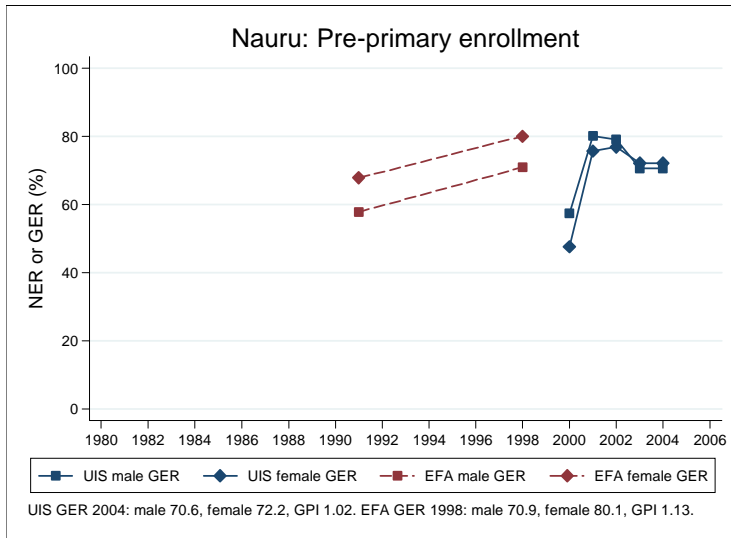
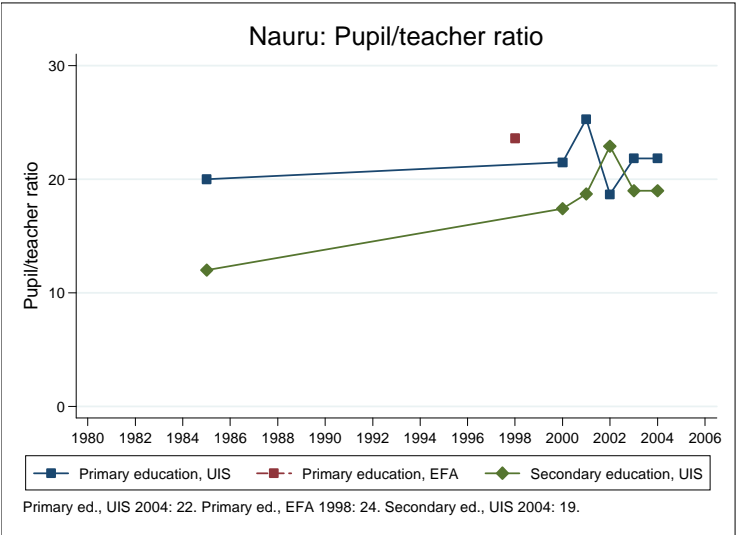


Education statistics: Nauru

UNICEF, Division of Policy and Practice, Statistics and Monitoring Section, www.childinfo.org, May 2008





Administrative data: UNESCO Institute for Statistics

Nauru

Population (1,000)	Total	Male	Female
Preschool age, 2004	1	0	0
Primary school age, 2004	2	1	1
Secondary school age, 2004	1	1	1
Total population, all ages			
Official school age (years)	Entrance age	Graduation age	Duration
Preschool, 2005	3	5	3
Primary school, 2005	6	11	6
Secondary school, 2005	12	17	6
Compulsory education, 2005	6	16	11
Net enrolment ratio (%)	Total	Male	Female
Preschool NER			
Primary school NER			
Secondary school NER			
Gross enrolment ratio (%)	Total	Male	Female
Preschool GER, 2004	71.4	70.6	72.2
Primary school GER, 2004	83.7	83.9	83.4
Secondary school GER, 2004	47.8	46.2	49.5
Entrance and transition (%)	Total	Male	Female
Primary net intake rate			
Primary gross intake rate, 2002	97.1	98.6	95.4
Primary entrants with ECCE			
Transition rate primary-secondary, 2001	81.9	75.4	89.0
Repetition and completion	Total	Male	Female
Primary repetition rate (%)			
Secondary repetition rate (%)			
Survival rate to grade 5 (%), 2001	30.8	26.1	36.3
Survival rate to last primary grade (%), 2001	25.4	21.5	30.1
Primary completion rate (%), 2003	74.8	75.9	73.6
School life expectancy (years), 2004	7.9	7.8	8.0
Teaching staff	Pupil/teacher ratio	% trained teachers	% female teachers
Preschool, 2004	13.4		100.0
Primary school, 2004	21.8		95.2
Secondary school, 2004	19.0		52.9
Public expenditure per student as % of GDP per capita			
Primary school			
Secondary school			
Total public expenditure on education			
As % of GDP			
As % of total government expenditure			

Data sources:

Population: United Nations Population Division, *World Population Prospects: The 2006 Revision*, March 2007.

Education: UNESCO Institute for Statistics, Data Centre, <http://stats.uis.unesco.org/unesco/ReportFolders/ReportFolders.aspx>, January 2008.