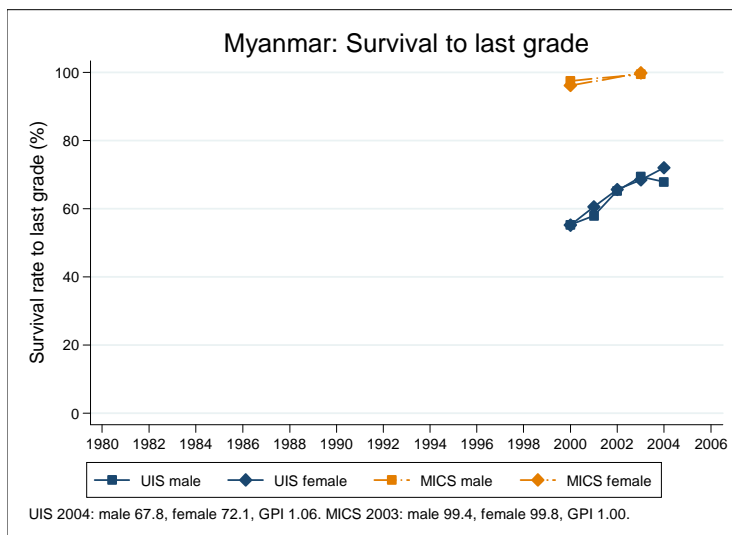
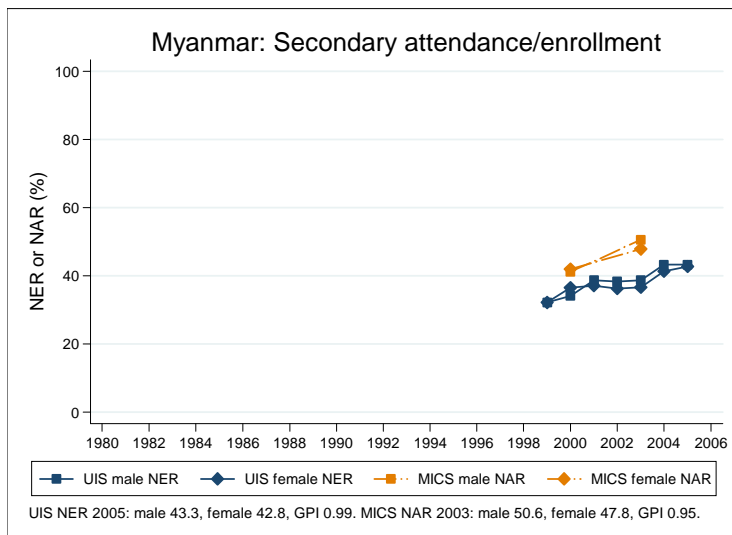
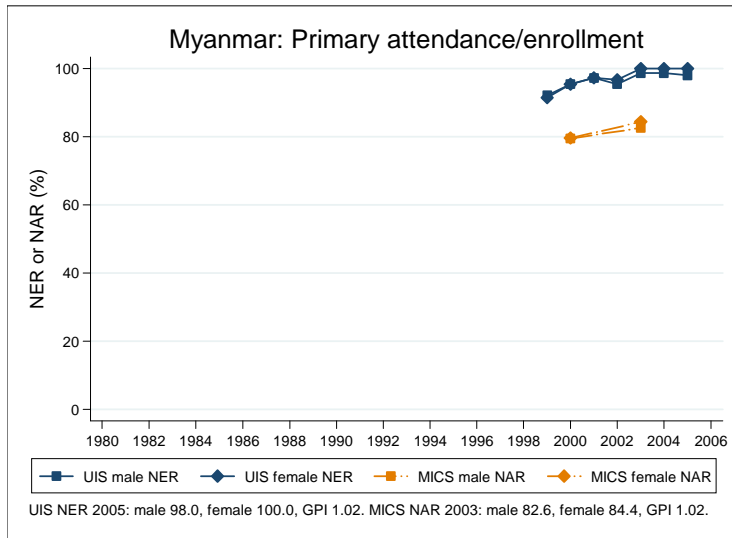
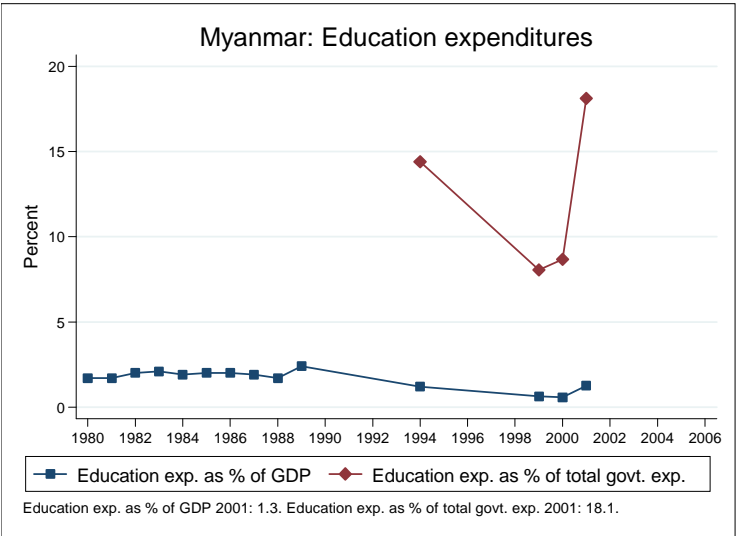
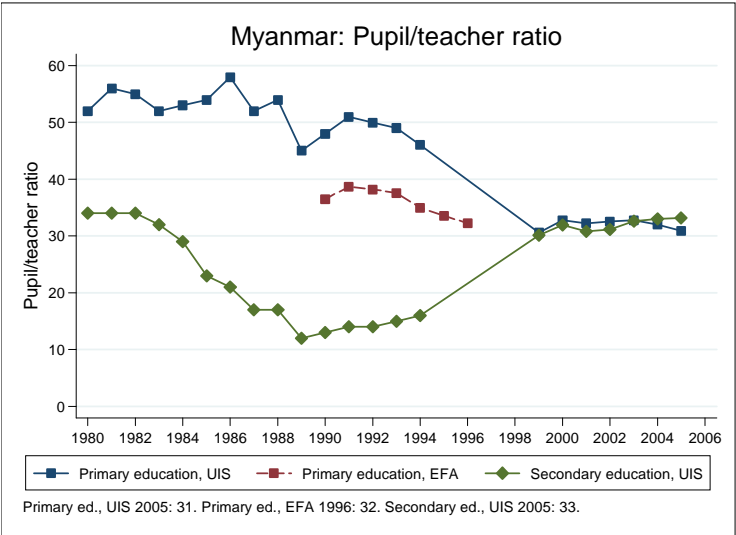


Education statistics: Myanmar

UNICEF, Division of Policy and Practice, Statistics and Monitoring Section, www.childinfo.org, May 2008





Administrative data: UNESCO Institute for Statistics

Myanmar

Population (1,000)	Total	Male	Female
Preschool age, 2006	1685	855	830
Primary school age, 2006	4342	2200	2142
Secondary school age, 2006	5503	2785	2717
Total population, all ages, 2007	48798	24141	24658
Official school age (years)	Entrance age	Graduation age	Duration
Preschool, 2005	3	4	2
Primary school, 2005	5	9	5
Secondary school, 2005	10	15	6
Compulsory education, 2005	5	9	5
Net enrolment ratio (%)	Total	Male	Female
Preschool NER			
Primary school NER, 2005	99.0	98.0	100.0
Secondary school NER, 2005	43.0	43.3	42.8
Gross enrolment ratio (%)	Total	Male	Female
Preschool GER, 2000	2.3		
Primary school GER, 2005	112.6	111.4	113.8
Secondary school GER, 2005	46.5	46.8	46.3
Entrance and transition (%)	Total	Male	Female
Primary net intake rate, 2000	96.7	94.8	98.7
Primary gross intake rate, 2005	135.4	135.8	134.9
Primary entrants with ECCE			
Transition rate primary-secondary, 2004	71.7	72.3	71.0
Repetition and completion	Total	Male	Female
Primary repetition rate (%), 2004	0.6	0.6	0.6
Secondary repetition rate (%), 2005	2.2	2.2	2.3
Survival rate to grade 5 (%), 2004	69.9	67.8	72.1
Survival rate to last primary grade (%), 2004	69.9	67.8	72.1
Primary completion rate (%), 2005	91.2	89.5	92.8
School life expectancy (years), 2005	8.4	8.4	8.5
Teaching staff	Pupil/teacher ratio	% trained teachers	% female teachers
Preschool, 2000	21.6		
Primary school, 2005	30.9	76.0	80.9
Secondary school, 2005	33.1	83.8	82.2
Public expenditure per student as % of GDP per capita			
Primary school, 2003	2.7		
Secondary school, 2003	2.9		
Total public expenditure on education			
As % of GDP, 2001	1.3		
As % of total government expenditure, 2001	18.1		

Data sources:

Population: United Nations Population Division, *World Population Prospects: The 2006 Revision*, March 2007.

Education: UNESCO Institute for Statistics, Data Centre, <http://stats.uis.unesco.org/unesco/ReportFolders/ReportFolders.aspx>, January 2008.

Survey data: Myanmar 2003 MICS

Myanmar

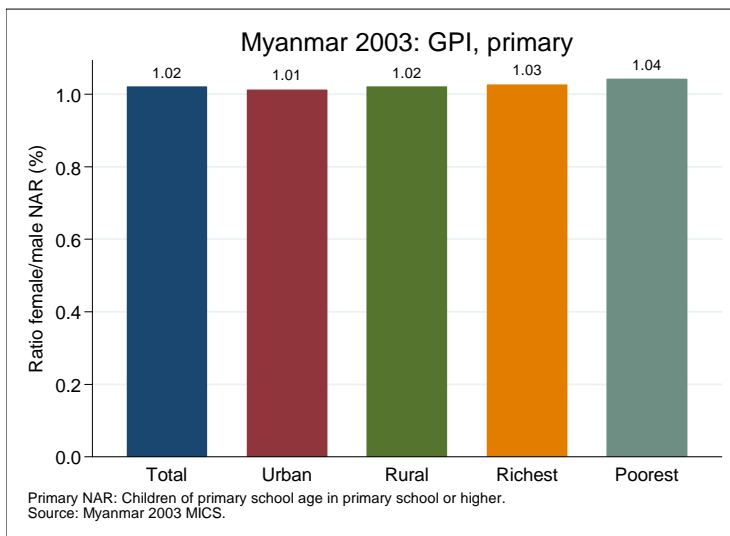
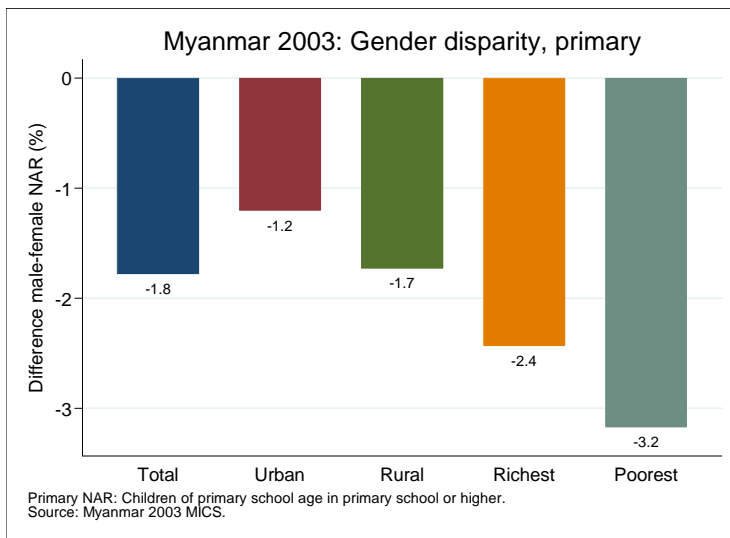
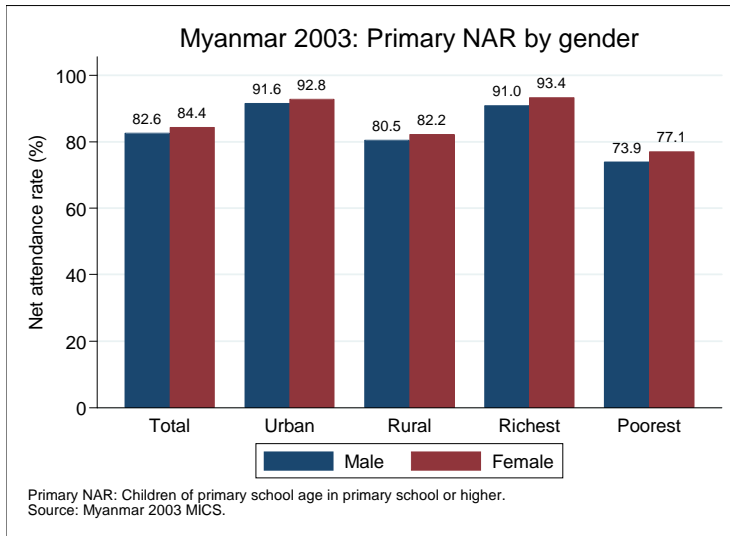
Net attendance rate (%)	Total	Male	Female	Urban	Rural	Richest	Poorest
Primary school NAR	83.5	82.6	84.4	92.2	81.4	92.2	75.4
Secondary school NAR	49.2	50.6	47.8	67.4	44.2	70.5	33.1
Gross attendance rate (%)	Total	Male	Female	Urban	Rural	Richest	Poorest
Primary school GAR	100.4	99.9	101.0	99.8	100.6	99.8	96.1
Secondary school GAR	53.9	55.3	52.5	74.0	48.4	78.1	36.1
Primary age in school (%)	Total	Male	Female	Urban	Rural	Richest	Poorest
Primary school	80.5	79.8	81.3	87.8	78.7	87.2	73.7
Secondary school	3.0	2.9	3.2	4.4	2.7	5.1	1.7
Preschool	0.3	0.3	0.2	0.1	0.3	0.4	0.2
Non-formal education	0.3	0.3	0.3	0.1	0.3	0.4	0.3
Secondary age in school (%)	Total	Male	Female	Urban	Rural	Richest	Poorest
Secondary school	49.2	50.6	47.8	67.4	44.2	70.5	33.1
Higher education							
Primary school	16.2	16.9	15.4	8.3	18.3	8.1	20.7
Preschool	0.0	0.0	0.0	0.0	0.0	0.0	0.0
Non-formal education	0.1	0.1	0.1	0.0	0.1	0.0	0.1
Entrance and transition (%)	Total	Male	Female	Urban	Rural	Richest	Poorest
Primary net intake rate	1.0	1.0	1.1	1.9	0.8	1.8	0.4
Primary gross intake rate	2.3	2.2	2.5	3.3	2.1	3.4	1.3
Primary entrants with ECCE	11.3	13.6	9.2	9.6	11.9	4.6	4.2
Transition rate prim.-sec.							
Repetition and completion (%)	Total	Male	Female	Urban	Rural	Richest	Poorest
Primary repetition rate	3.2	3.3	3.0	1.2	3.7	2.6	2.8
Primary dropout rate	0.1	0.1	0.0	0.0	0.1	0.0	0.1
Secondary repetition rate	1.5	1.3	1.8	1.8	1.4	1.5	2.4
Secondary dropout rate	0.3	0.3	0.3	0.2	0.4	0.2	0.5
Survival rate to grade 5	99.6	99.4	99.8	99.9	99.6	99.8	99.6
Survival rate to last prim. grade	99.6	99.4	99.8	99.9	99.6	99.8	99.6

Primary school NAR: children of primary school age in primary school or higher.

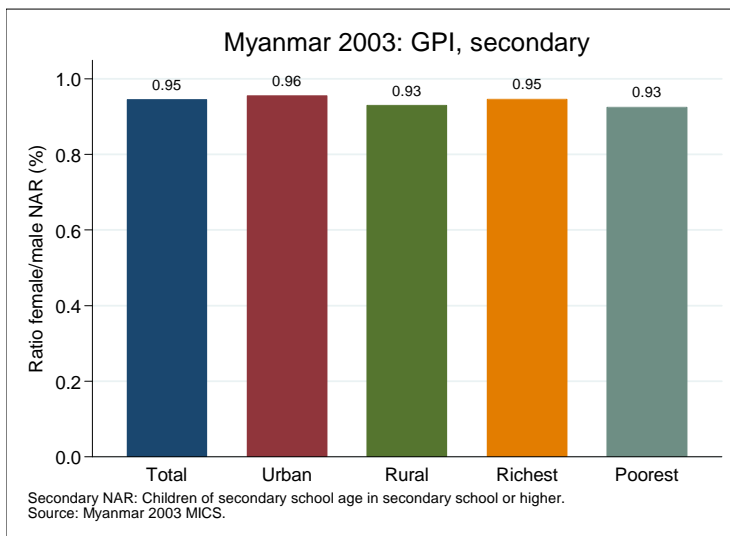
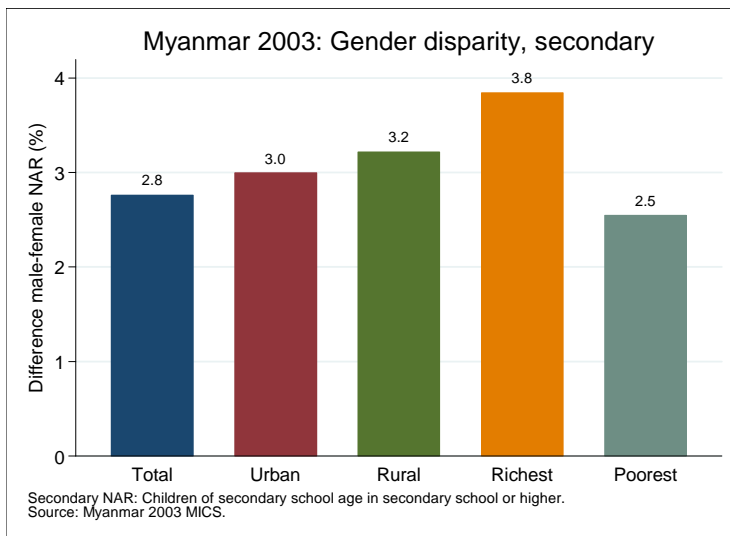
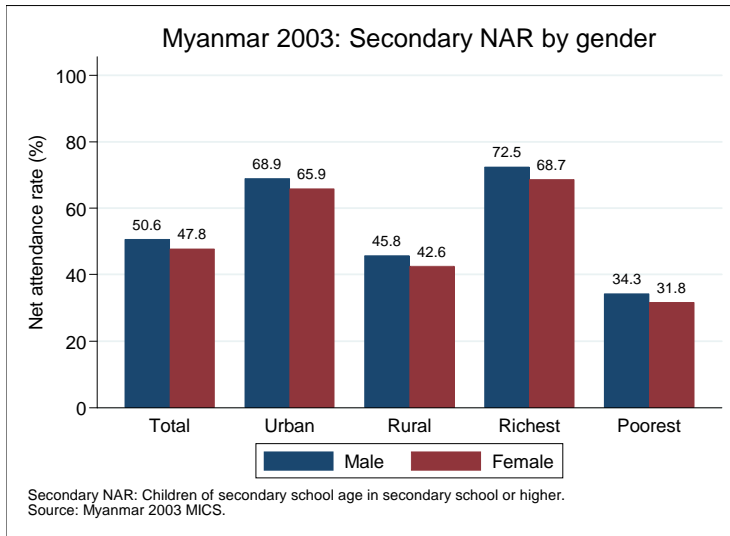
Secondary school NAR: children of secondary school age in secondary school or higher.

Data source: Myanmar 2003 MICS.

Gender disparity in primary school (survey data)



Gender disparity in secondary school (survey data)



Projections to 2015

