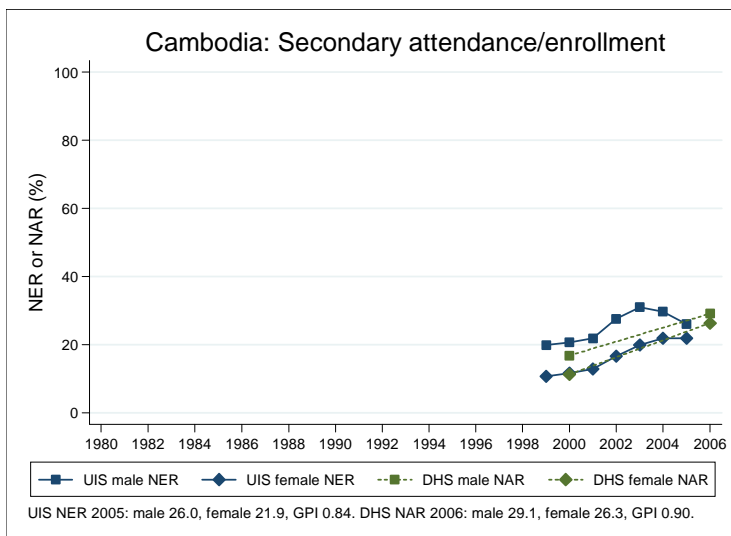
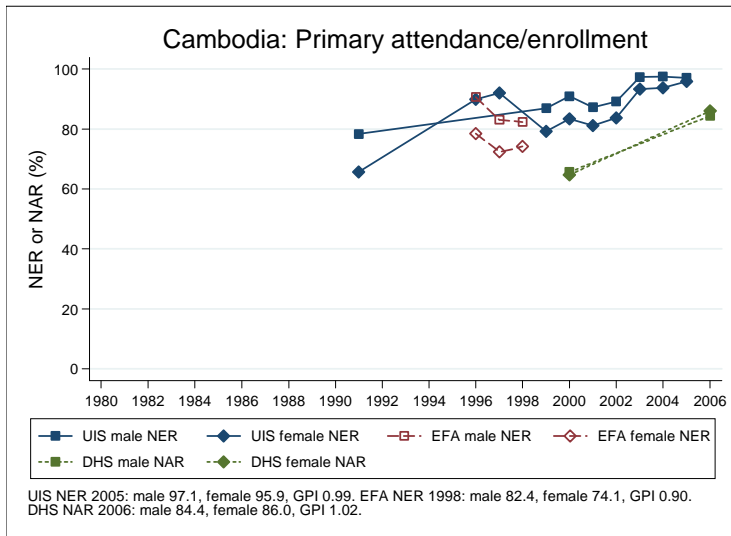
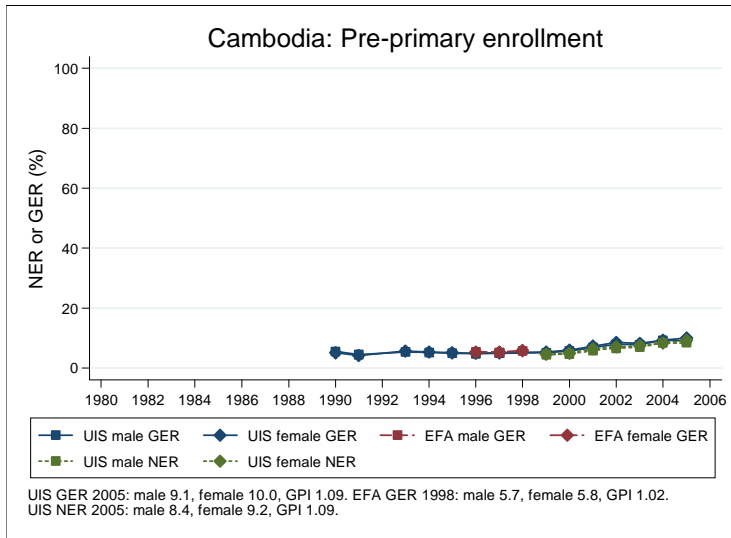
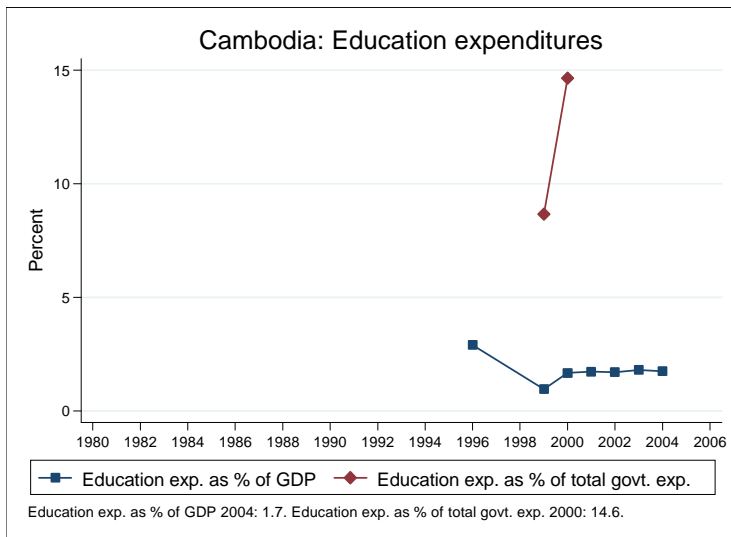
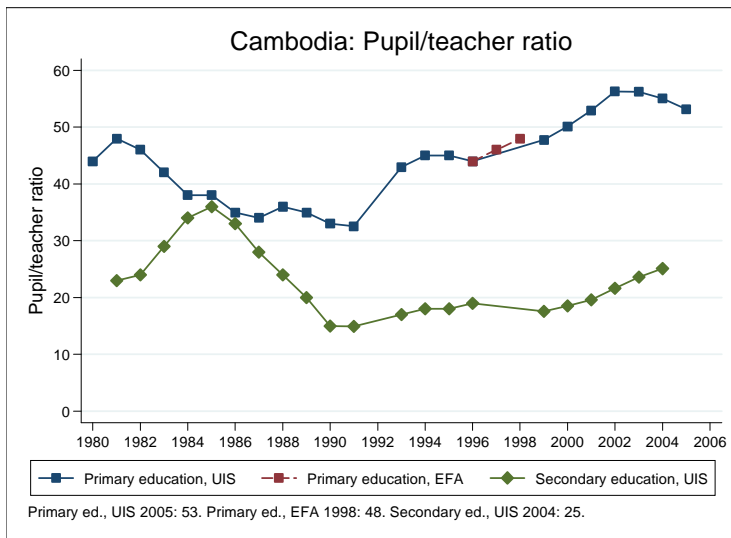
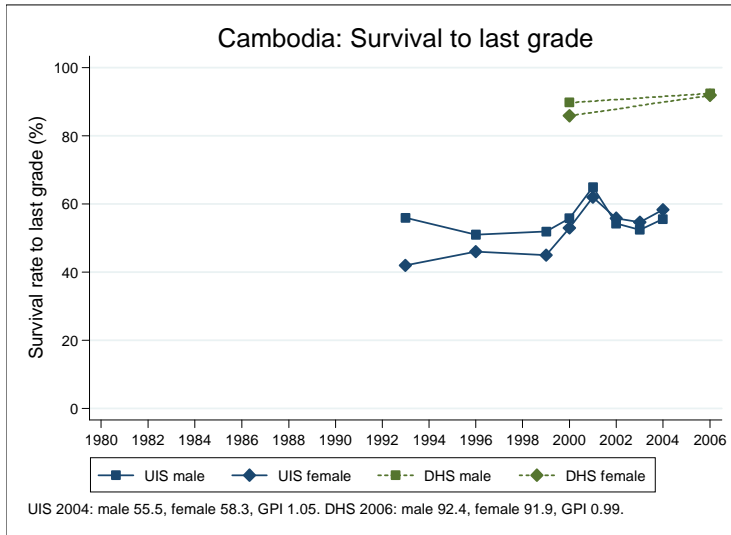


Education statistics: Cambodia

UNICEF, Division of Policy and Practice, Statistics and Monitoring Section, www.childinfo.org, May 2008





Administrative data: UNESCO Institute for Statistics

Cambodia

Population (1,000)	Total	Male	Female
Preschool age, 2006	979	499	479
Primary school age, 2006	2113	1076	1037
Secondary school age, 2006	2162	1097	1065
Total population, all ages, 2007	14444	7041	7403
Official school age (years)	Entrance age	Graduation age	Duration
Preschool, 2005	3	5	3
Primary school, 2005	6	11	6
Secondary school, 2005	12	17	6
Compulsory education			
Net enrolment ratio (%)	Total	Male	Female
Preschool NER, 2005	8.8	8.4	9.2
Primary school NER, 2005	96.5	97.1	95.9
Secondary school NER, 2005	23.9	26.0	21.9
Gross enrolment ratio (%)	Total	Male	Female
Preschool GER, 2005	9.5	9.1	10.0
Primary school GER, 2005	125.8	130.4	121.0
Secondary school GER, 2004	29.4	34.7	24.0
Entrance and transition (%)	Total	Male	Female
Primary net intake rate, 2005	86.0	85.4	86.6
Primary gross intake rate, 2005	127.9	131.7	124.1
Primary entrants with ECCE, 2005	15.3	14.9	15.7
Transition rate primary-secondary, 2004	82.2	84.0	80.2
Repetition and completion	Total	Male	Female
Primary repetition rate (%), 2005	13.8	15.1	12.4
Secondary repetition rate (%), 2005	4.2	5.2	2.9
Survival rate to grade 5 (%), 2004	63.1	61.5	64.8
Survival rate to last primary grade (%), 2004	56.8	55.5	58.3
Primary completion rate (%), 2005	85.1	86.8	83.4
School life expectancy (years), 2004	9.4	10.1	8.7
Teaching staff	Pupil/teacher ratio	% trained teachers	% female teachers
Preschool, 2005	24.7	93.8	99.3
Primary school, 2005	53.2	97.7	41.4
Secondary school, 2004	25.1	99.0	31.3
Public expenditure per student as % of GDP per capita			
Primary school, 2004	5.6		
Secondary school, 2001	6.4		
Total public expenditure on education			
As % of GDP, 2004	1.7		
As % of total government expenditure, 2000	14.6		

Data sources:

Population: United Nations Population Division, *World Population Prospects: The 2006 Revision*, March 2007.

Education: UNESCO Institute for Statistics, Data Centre, <http://stats.uis.unesco.org/unesco/ReportFolders/ReportFolders.aspx>, January 2008.

Survey data: Cambodia 2005-06 DHS

Cambodia

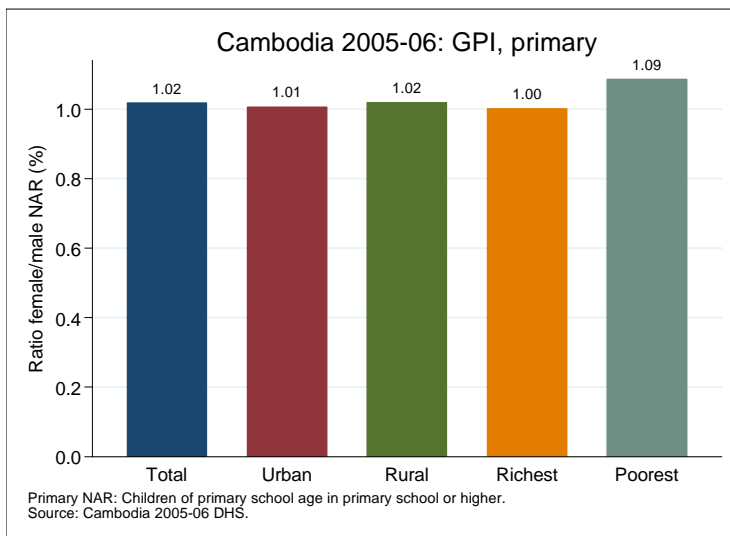
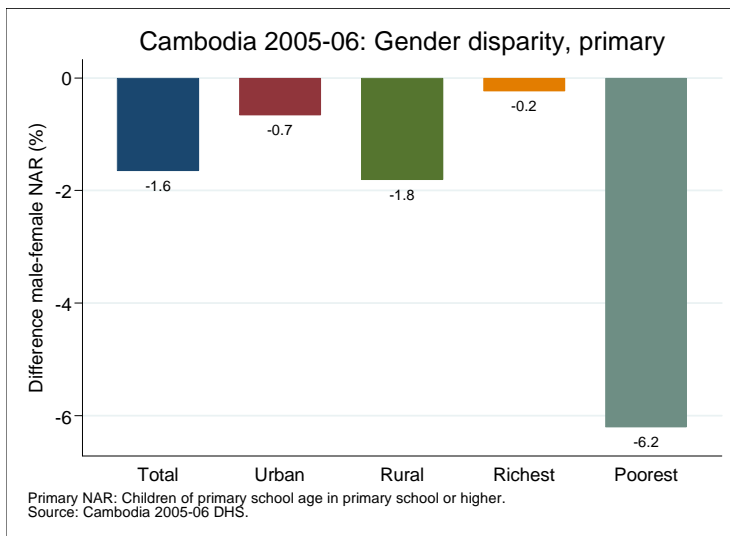
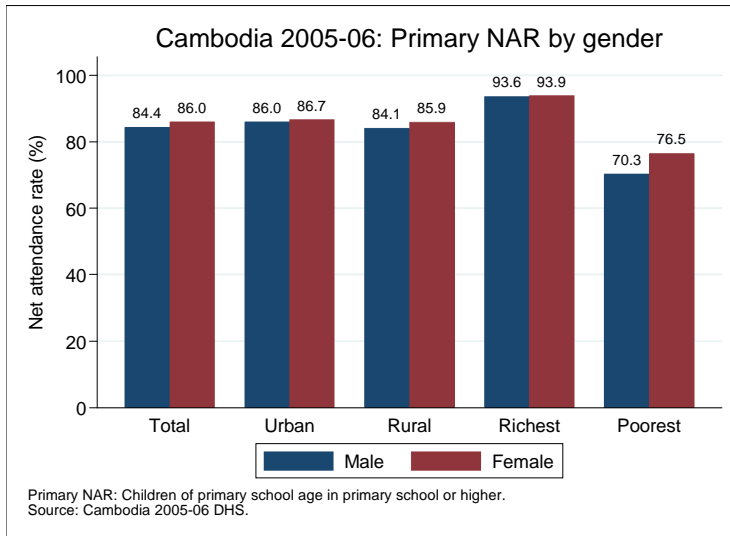
Net attendance rate (%)	Total	Male	Female	Urban	Rural	Richest	Poorest
Primary school NAR	85.2	84.4	86.0	86.3	85.0	93.7	73.5
Secondary school NAR	27.7	29.1	26.3	44.8	24.6	54.2	8.7
Gross attendance rate (%)	Total	Male	Female	Urban	Rural	Richest	Poorest
Primary school GAR	127.0	129.8	124.2	119.7	128.1	127.3	111.9
Secondary school GAR	34.7	39.0	30.2	55.8	30.8	68.2	10.5
Primary age in school (%)	Total	Male	Female	Urban	Rural	Richest	Poorest
Primary school	84.6	83.7	85.6	84.1	84.7	91.1	73.4
Secondary school	0.6	0.7	0.5	2.2	0.3	2.7	0.1
Preschool	1.0	1.1	1.0	0.8	1.1	0.6	1.6
Non-formal education							
Secondary age in school (%)	Total	Male	Female	Urban	Rural	Richest	Poorest
Secondary school	27.6	29.0	26.2	44.3	24.6	53.8	8.7
Higher education	0.1	0.0	0.1	0.5	0.0	0.4	0.0
Primary school	39.5	42.7	36.1	26.0	41.9	21.9	46.6
Preschool	0.0	0.0	0.0	0.0	0.0	0.0	0.1
Non-formal education							
Entrance and transition (%)	Total	Male	Female	Urban	Rural	Richest	Poorest
Primary net intake rate	33.9	31.3	36.7	33.3	34.0	42.1	24.1
Primary gross intake rate	135.1	135.4	134.9	125.7	136.5	126.4	132.4
Primary entrants with ECCE	21.7	21.1	22.3	35.4	19.9	33.7	17.3
Transition rate prim.-sec.	93.2	93.8	92.2	95.4	92.7	96.4	87.9
Repetition and completion (%)	Total	Male	Female	Urban	Rural	Richest	Poorest
Primary repetition rate	9.8	10.7	8.9	6.9	10.3	5.6	15.1
Primary dropout rate	1.7	1.5	1.8	1.5	1.7	0.9	1.7
Secondary repetition rate	2.4	3.0	1.5	2.3	2.4	2.1	0.8
Secondary dropout rate	4.7	4.8	4.5	2.9	5.4	3.5	9.8
Survival rate to grade 5	95.0	95.1	95.0	94.9	95.1	97.6	93.1
Survival rate to last prim. grade	92.2	92.4	91.9	93.4	91.9	96.4	89.8

Primary school NAR: children of primary school age in primary school or higher.

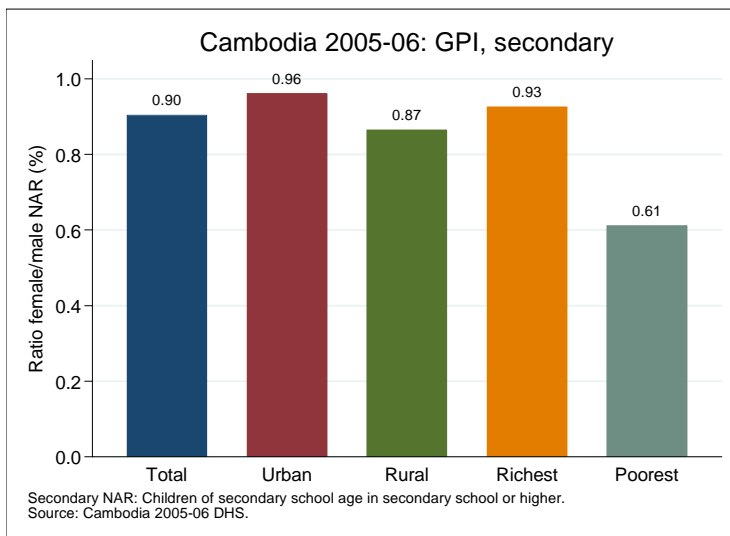
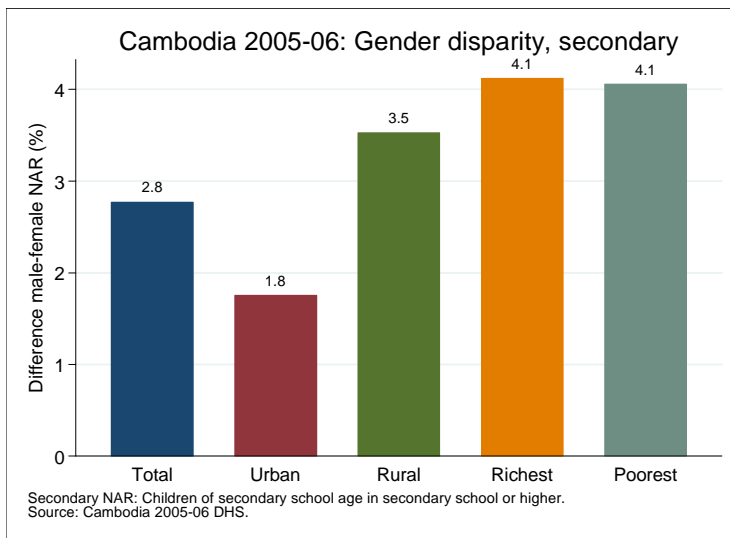
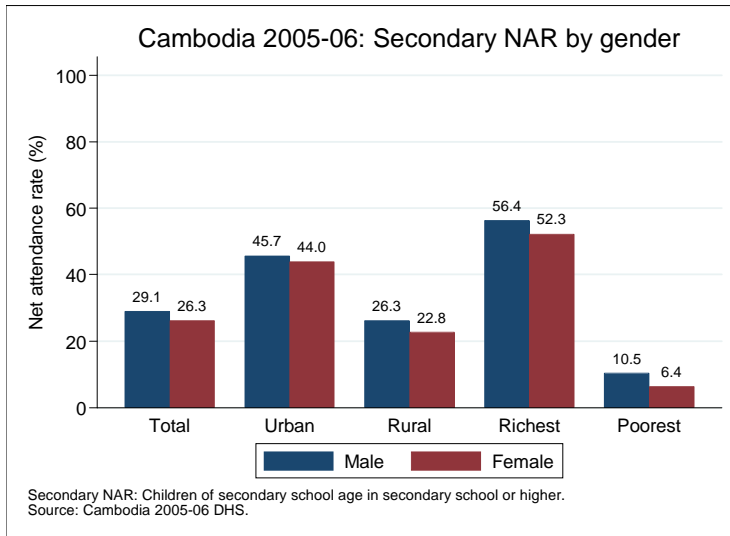
Secondary school NAR: children of secondary school age in secondary school or higher.

Data source: Cambodia 2005-06 DHS.

Gender disparity in primary school (survey data)



Gender disparity in secondary school (survey data)



Projections to 2015

