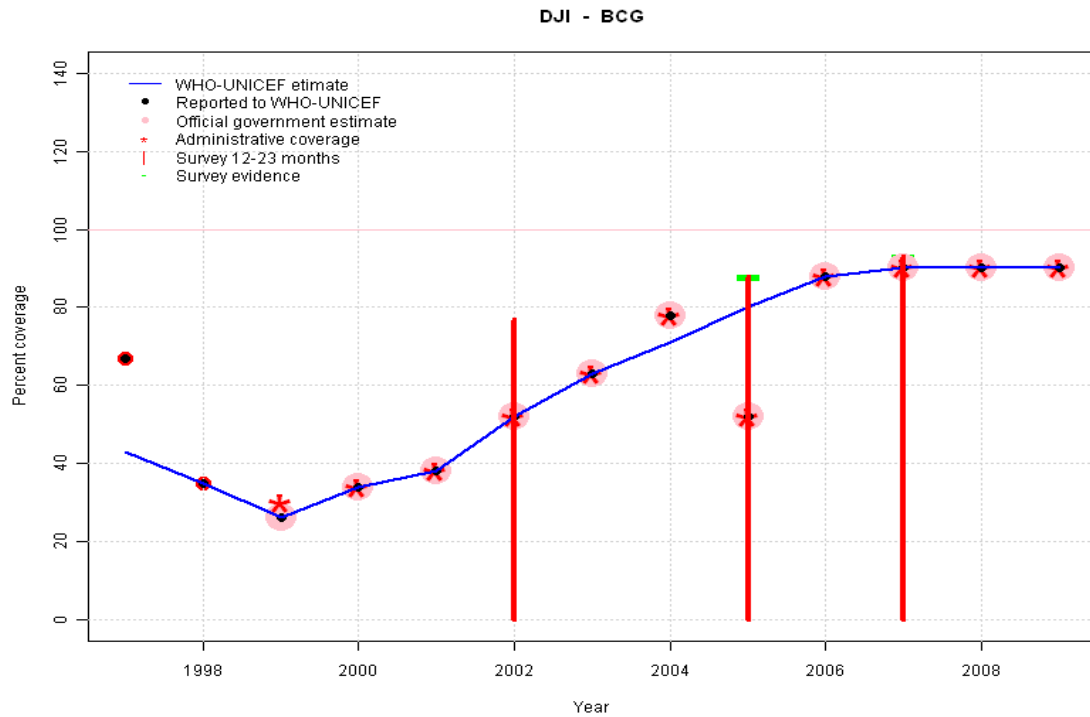


Djibouti - BCG



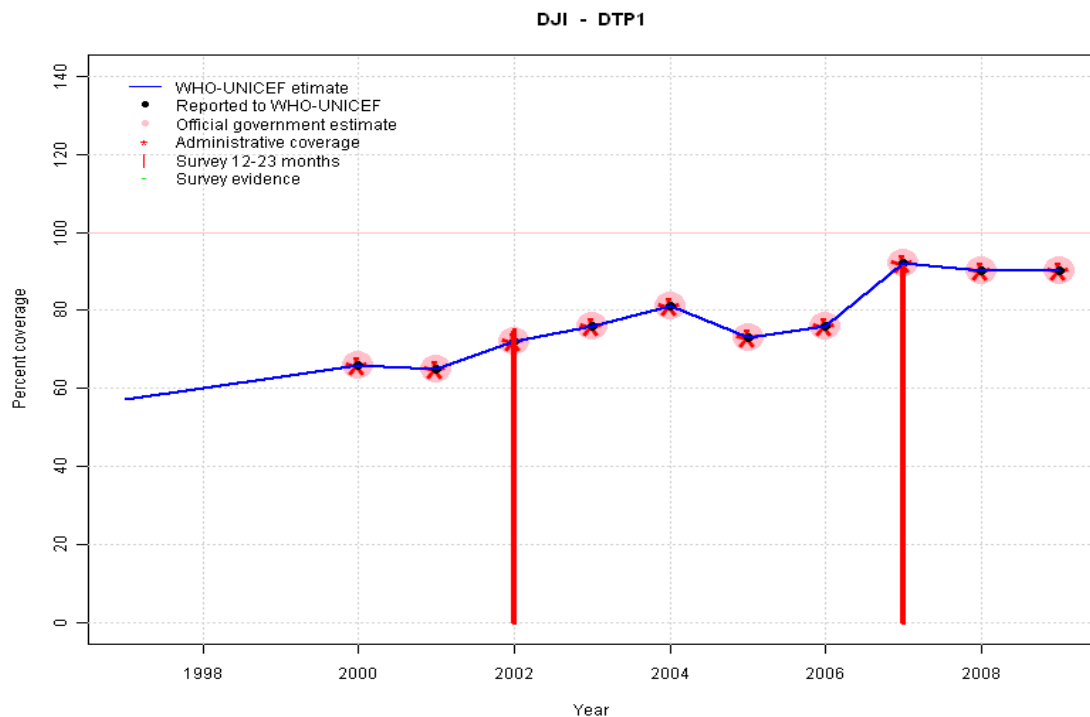
Description:

- 1997: Legacy estimate.
- 1998: Estimate based on reported data.
- 1999: Estimate based on reported data.
- 2000: Estimate based on reported data.
- 2001: Estimate based on reported data.
- 2002: Estimate based on reported data. Survey results of 77 percent with sample size 0 ignored; sample size less than 300.
- 2003: Estimate based on reported data.
- 2004: Estimate based on trend in reported data. Missing or ignored reported value estimated by interpolation between reported values of 63 percent in 2003 and 88 percent in 2006. 2004 reported data (78 percent) inconsistent with data from other years.
- 2005: Estimate based on interpolated value between reported data. Survey (88 percent) confirms trend in reported data. 2005 reported data (52 percent) inconsistent with data from other years.
- 2006: Estimate based on reported data.
- 2007: Estimate based on reported data (90 percent) confirmed by survey (93 percent).
- 2008: Estimate based on reported data.
- 2009: Estimate based on reported data.

	1997	1998	1999	2000	2001	2002	2003	2004	2005	2006	2007	2008	2009
Estimate	43	35	26	34	38	52	63	71	80	88	90	90	90
Reported	67	35	26	34	38	52	63	78	52	88	90	90	90
Official	NA	NA	26	34	38	52	63	78	52	88	90	90	90
Administrative	NA	NA	30	34	38	52	63	78	52	88	90	90	90
Survey	NA	NA	NA	NA	NA	NA	NA	NA	88	NA	93	NA	NA

Djibouti - DTP1

Description:

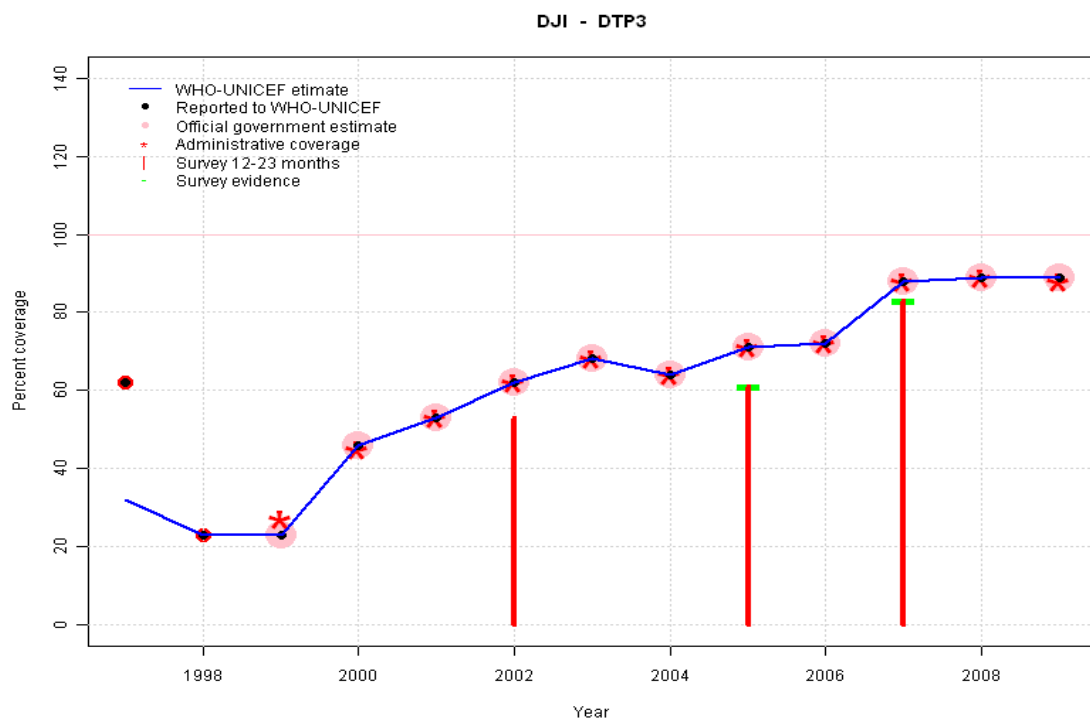


- 1997: Legacy estimate.
- 1998: Estimate interpolated between 1997 and 2000 estimates.
- 1999: Estimate interpolated between 1997 and 2000 estimates.
- 2000: Estimate based on reported data.
- 2001: Estimate based on reported data.
- 2002: Estimate based on reported data. Survey results of 75 percent with sample size 0 ignored; sample size less than 300.
- 2003: Estimate based on reported data.
- 2004: Estimate based on reported data.
- 2005: Estimate based on reported data.
- 2006: Estimate based on reported data.
- 2007: Estimate based on reported data (92 percent) confirmed by survey (91 percent).
- 2008: Estimate based on reported data.
- 2009: Estimate based on reported data.

	1997	1998	1999	2000	2001	2002	2003	2004	2005	2006	2007	2008	2009
Estimate	57	60	63	66	65	72	76	81	73	76	92	90	90
Reported	NA	NA	NA	66	65	72	76	81	73	76	92	90	90
Official	NA	NA	NA	66	65	72	76	81	73	76	92	90	90
Administrative	NA	NA	NA	66	65	72	76	81	73	76	92	90	90
Survey	NA	NA	NA	NA	NA	NA	NA	NA	NA	NA	91	NA	NA

Djibouti - DTP3

Description:

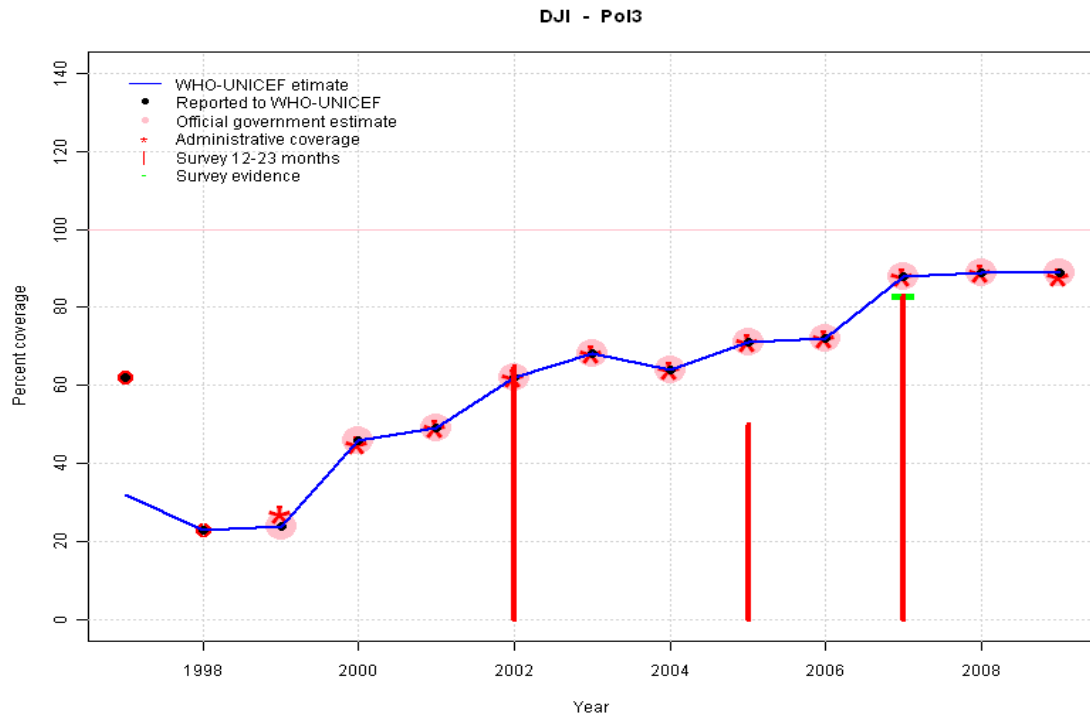


- 1997: Legacy estimate.
- 1998: Estimate based on reported data.
- 1999: Estimate based on reported data.
- 2000: Estimate based on reported data.
- 2001: Estimate based on reported data.
- 2002: Estimate based on reported data. Survey results of 53 percent with sample size 0 ignored; sample size less than 300.
- 2003: Estimate based on reported data.
- 2004: Estimate based on reported data.
- 2005: Estimate based on reported data (71 percent) confirmed by survey (61 percent).
- 2006: Estimate based on reported data.
- 2007: Estimate based on reported data (88 percent) confirmed by survey (83 percent).
- 2008: Estimate based on reported data.
- 2009: Estimate based on reported data.

	1997	1998	1999	2000	2001	2002	2003	2004	2005	2006	2007	2008	2009
Estimate	32	23	23	46	53	62	68	64	71	72	88	89	89
Reported	62	23	23	46	53	62	68	64	71	72	88	89	89
Official	NA	NA	23	46	53	62	68	64	71	72	88	89	89
Administrative	NA	NA	27	45	53	62	68	64	71	72	88	89	88
Survey	NA	NA	NA	NA	NA	NA	NA	NA	61	NA	83	NA	NA

Djibouti - Pol3

Description:

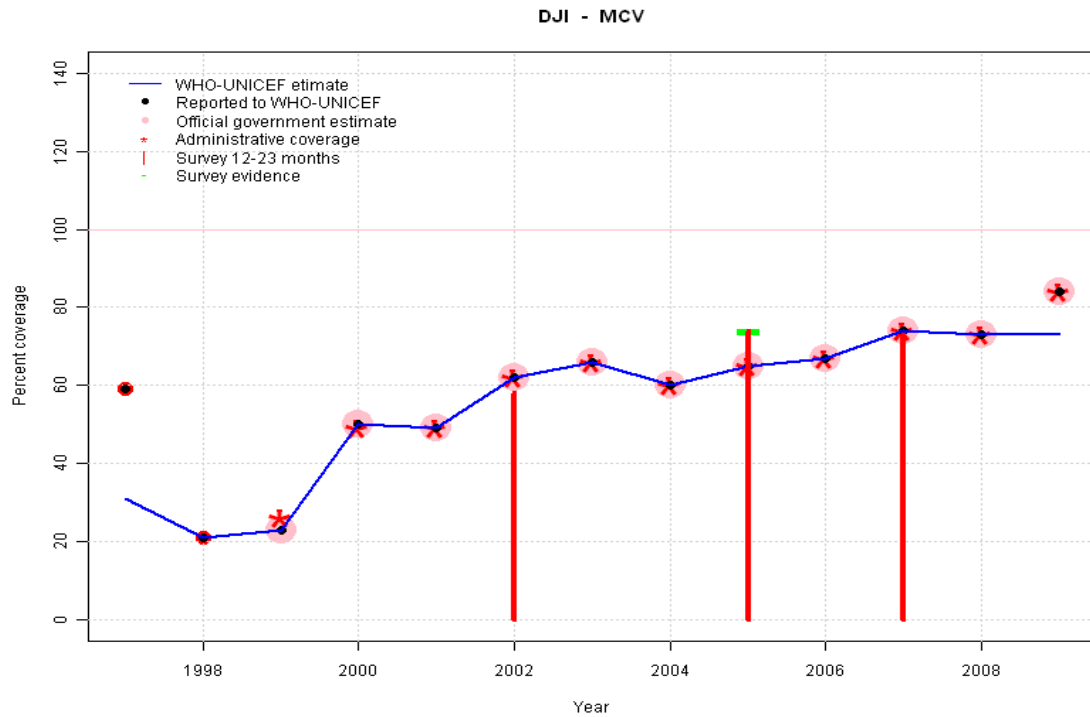


- 1997: Legacy estimate.
- 1998: Estimate based on reported data.
- 1999: Estimate based on reported data.
- 2000: Estimate based on reported data.
- 2001: Estimate based on reported data.
- 2002: Estimate based on reported data. Survey results of 65 percent with sample size 0 ignored; sample size less than 300.
- 2003: Estimate based on reported data.
- 2004: Estimate based on reported data.
- 2005: Estimate based on reported data. Survey results of 50 percent ignored by working group. Polio results inconsistent with other vaccines. Survey results most likely reflect 4 doses of polio vaccine (birth,1,2,3,4).
- 2006: Estimate based on reported data.
- 2007: Estimate based on reported data (88 percent) confirmed by survey (83 percent).
- 2008: Estimate based on reported data.
- 2009: Estimate based on reported data.

	1997	1998	1999	2000	2001	2002	2003	2004	2005	2006	2007	2008	2009
Estimate	32	23	24	46	49	62	68	64	71	72	88	89	89
Reported	62	23	24	46	49	62	68	64	71	72	88	89	89
Official	NA	NA	24	46	49	62	68	64	71	72	88	89	89
Administrative	NA	NA	27	45	49	62	68	64	71	72	88	89	88
Survey	NA	NA	NA	NA	NA	NA	NA	NA	NA	NA	83	NA	NA

Djibouti - MCV

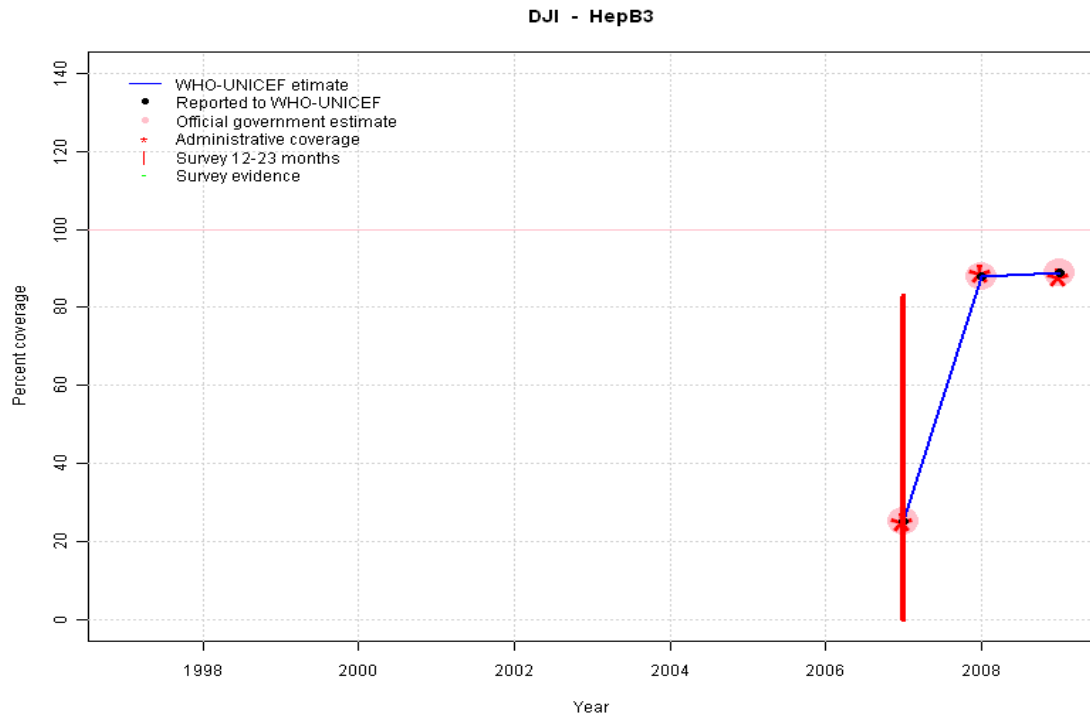
Description:



- 1997: Legacy estimate.
- 1998: Estimate based on reported data.
- 1999: Estimate based on reported data.
- 2000: Estimate based on reported data.
- 2001: Estimate based on reported data.
- 2002: Estimate based on reported data. Survey results of 58 percent with sample size 0 ignored; sample size less than 300.
- 2003: Estimate based on reported data.
- 2004: Estimate based on reported data.
- 2005: Estimate based on reported data (65 percent) confirmed by survey (74 percent).
- 2006: Estimate based on reported data.
- 2007: Estimate based on reported data (74 percent) confirmed by survey (73 percent).
- 2008: Estimate based on reported data.
- 2009: Estimate based on trend in reported data. Missing or ignored reported value estimated by extrapolation from 2008 reported value of 73 percent. 2009 reported data (84 percent) inconsistent with data from other years.

	1997	1998	1999	2000	2001	2002	2003	2004	2005	2006	2007	2008	2009
Estimate	31	21	23	50	49	62	66	60	65	67	74	73	73
Reported	59	21	23	50	49	62	66	60	65	67	74	73	84
Official	NA	NA	23	50	49	62	66	60	65	67	74	73	84
Administrative	NA	NA	26	49	49	62	66	60	65	67	74	73	84
Survey	NA	NA	NA	NA	NA	NA	NA	NA	74	NA	73	NA	NA

Djibouti - HepB3



Description:

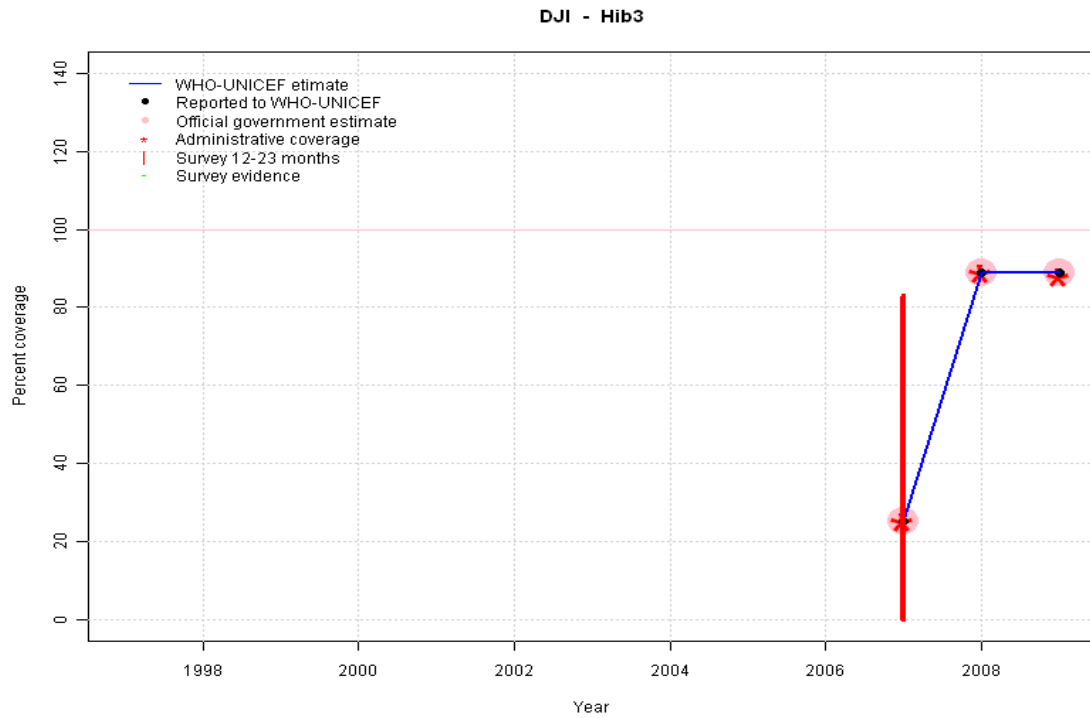
2007: Estimate based on reported data. Survey results of 83 percent ignored by working group. Survey results likely to include vaccination with DTP only doses administered prior to introduction of DTP-HepB-Hib. HepB introduced in July 2007 Vaccine presentation is DTP-HepB-Hib.

2008: Estimate based on reported data.

2009: Estimate based on reported data.

	1997	1998	1999	2000	2001	2002	2003	2004	2005	2006	2007	2008	2009
Estimate	NA	NA	NA	NA	NA	NA	NA	NA	NA	NA	25	88	89
Reported	NA	NA	NA	NA	NA	NA	NA	NA	NA	NA	25	88	89
Official	NA	NA	NA	NA	NA	NA	NA	NA	NA	NA	25	88	89
Administrative	NA	NA	NA	NA	NA	NA	NA	NA	NA	NA	25	89	88
Survey	NA	NA	NA	NA	NA	NA	NA	NA	NA	NA	NA	NA	NA

Djibouti - Hib3



Description:

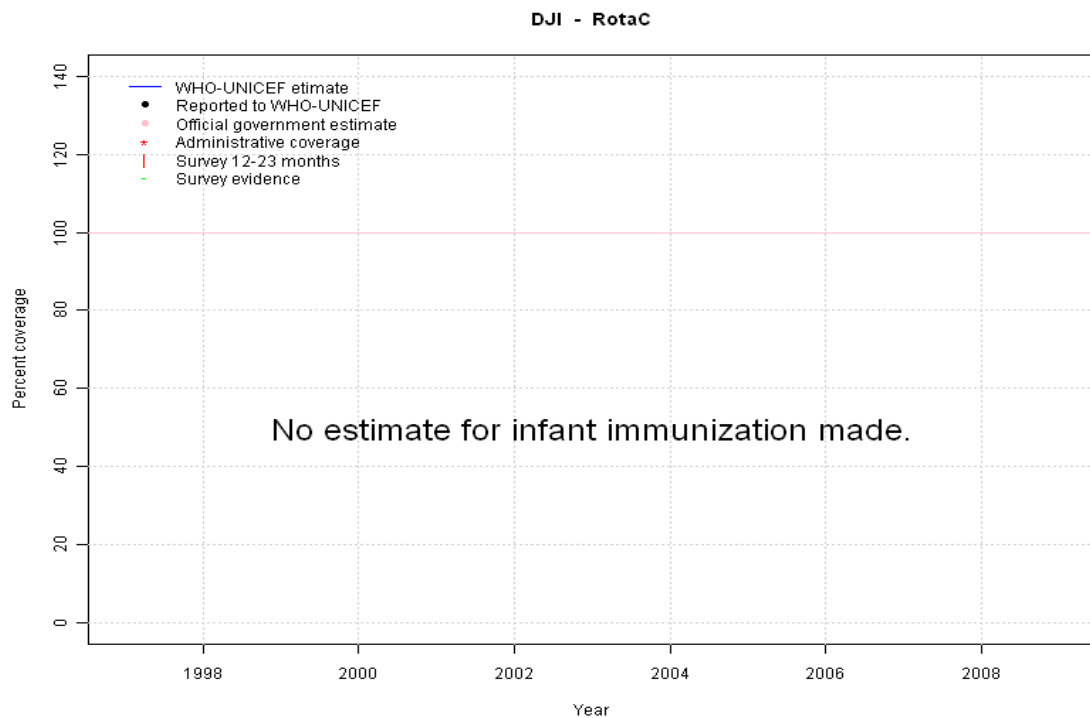
2007: Estimate based on reported data. Survey results of 83 percent ignored by working group. Survey results likely to include vaccination with DTP only doses administered prior to introduction of DTP-HepB-Hib. Hib introduced in July 2007 Vaccine presentation is DTP-HepB-Hib.

2008: Estimate based on reported data.

2009: Estimate based on reported data.

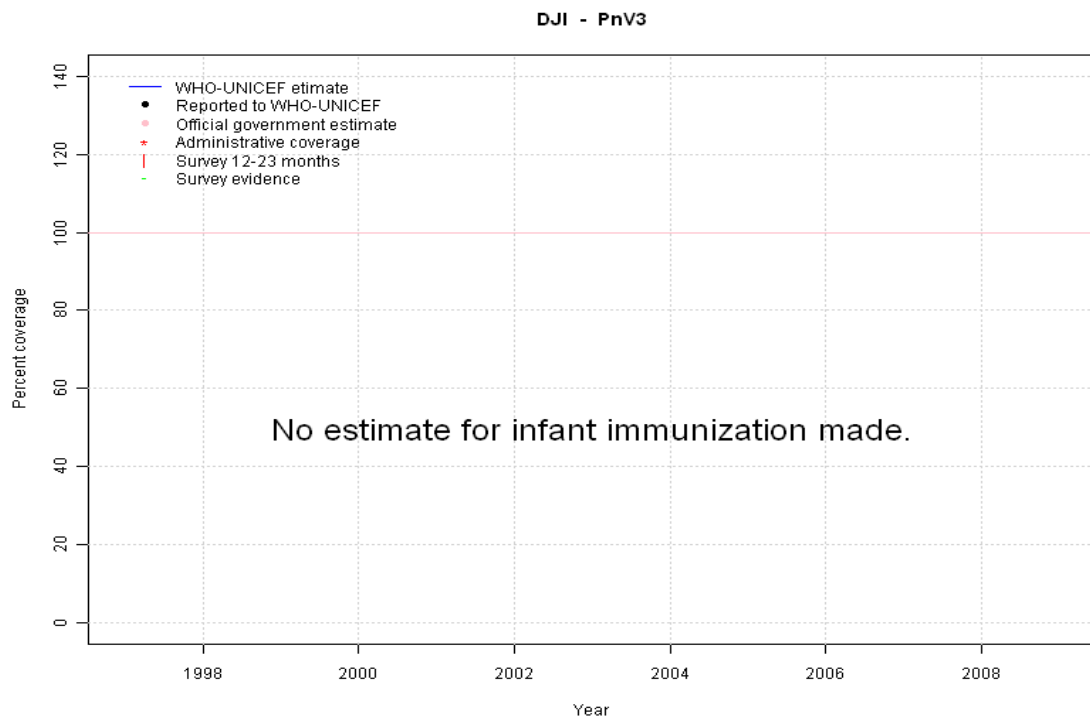
	1997	1998	1999	2000	2001	2002	2003	2004	2005	2006	2007	2008	2009
Estimate	NA	NA	NA	NA	NA	NA	NA	NA	NA	NA	25	89	89
Reported	NA	NA	NA	NA	NA	NA	NA	NA	NA	NA	25	89	89
Official	NA	NA	NA	NA	NA	NA	NA	NA	NA	NA	25	89	89
Administrative	NA	NA	NA	NA	NA	NA	NA	NA	NA	NA	25	89	88
Survey	NA	NA	NA	NA	NA	NA	NA	NA	NA	NA	NA	NA	NA

Djibouti - RotaC



	1997	1998	1999	2000	2001	2002	2003	2004	2005	2006	2007	2008	2009
Estimate	NA	NA	NA	NA	NA	NA	NA	NA	NA	NA	NA	NA	NA
Reported	NA	NA	NA	NA	NA	NA	NA	NA	NA	NA	NA	NA	NA
Official	NA	NA	NA	NA	NA	NA	NA	NA	NA	NA	NA	NA	NA
Administrative	NA	NA	NA	NA	NA	NA	NA	NA	NA	NA	NA	NA	NA
Survey	NA	NA	NA	NA	NA	NA	NA	NA	NA	NA	NA	NA	NA

Djibouti - PnV3



	1997	1998	1999	2000	2001	2002	2003	2004	2005	2006	2007	2008	2009
Estimate	NA	NA	NA	NA	NA	NA	NA	NA	NA	NA	NA	NA	NA
Reported	NA	NA	NA	NA	NA	NA	NA	NA	NA	NA	NA	NA	NA
Official	NA	NA	NA	NA	NA	NA	NA	NA	NA	NA	NA	NA	NA
Administrative	NA	NA	NA	NA	NA	NA	NA	NA	NA	NA	NA	NA	NA
Survey	NA	NA	NA	NA	NA	NA	NA	NA	NA	NA	NA	NA	NA

Djibouti - survey details

2007 Rapport de l'enquête de couverture vaccinale Djibouti, 2008

Vaccine	Confirmation method	Coverage	Age cohort	Sample	Cards seen
BCG	Card or History	93	12-23 m	1227	0
DTP1	Card or History	91	12-23 m	1227	0
DTP3	Card or History	83	12-23 m	1227	0
HepB1	Card or History	91	12-23 m	1227	0
HepB3	Card or History	83	12-23 m	1227	0
Hib1	Card or History	91	12-23 m	1227	0
Hib3	Card or History	83	12-23 m	1227	0
MCV	Card or History	73	12-23 m	1227	0
Pol1	Card or History	91	12-23 m	1227	0
Pol3	Card or History	83	12-23 m	1227	0

2005 L'Enquête Djiboutienne à Indicateurs Multiple (EDIM 2006)

Vaccine	Confirmation method	Coverage	Age cohort	Sample	Cards seen
BCG	History	41	12-23 m	450	46
BCG	Card or History	88	12-23 m	450	46
BCG	C or H <12 months	88	12-23 m	450	46
BCG	Card	46	12-23 m	450	46
DTP3	C or H <12 months	57	12-23 m	450	46

DTP3	Card	44	12-23 m	450	46
DTP3	Card or History	61	12-23 m	450	46
DTP3	History	17	12-23 m	450	46
MCV	Card or History	74	12-23 m	450	46
MCV	Card	37	12-23 m	450	46
MCV	History	37	12-23 m	450	46
MCV	C or H <12 months	65	12-23 m	450	46
Pol3	C or H <12 months	46	12-23 m	450	46
Pol3	Card	44	12-23 m	450	46
Pol3	Card or History	50	12-23 m	450	46
Pol3	History	6	12-23 m	450	46

2002 Enquête Djiboutienne sur la Sante de la Famille, Rapport Preliminaire

Vaccine	Confirmation method	Coverage	Age cohort	Sample	Cards seen
BCG	Card or History	77	12-23 m	0	0
DTP1	Card or History	75	12-23 m	0	0
DTP3	Card or History	53	12-23 m	0	0
MCV	Card or History	58	12-23 m	0	0
Pol1	Card or History	74	12-23 m	0	0
Pol3	Card or History	65	12-23 m	0	0

Further information and estimates for 1980-1996 are available at:

http://www.childinfo.org/immunization_countryreports.html

http://www.who.int/immunization_monitoring/routine/immunization_coverage/en/index4.html

Djibouti

WHO/UNICEF Estimates of Protection at Birth (PAB) against tetanus

In countries where tetanus is recommended for girls and women coverage is usually reported as "TT2+", i.e. the proportion of (pregnant) women who have received their second or superior TT dose in a given year. TT2 + coverage, however, can under-represent the actual proportion of births that are protected against tetanus as it does not include women who have previously received protective doses, women who received one dose without documentation of previous doses, and women who received doses in TT (or Td) supplemental immunization activities (SIA). In addition, girls who have received DTP in their childhood and are entering childbearing age, may be protected with TT booster doses.

WHO and UNICEF have developed a model that takes into account the above scenarios, and calculates the proportion of births in a given year that can be considered as having been protected against tetanus - "Protection at Birth".

In this model, annual cohorts of women are followed from infancy through their life. A proportion receive DTP in infancy (estimated based on the WHO-UNICEF estimates of DTP3 coverage). In addition some of these women also receive TT through routine services when they are pregnant and may also receive TT during SIAs. The model also adjusts reported data, taking into account coverage patterns in other years, and/or results available through surveys. The duration of protection is then calculated, based on WHO estimates of the duration of protection by doses ever received. The proportion of births that are protected against tetanus as a result of maternal immunization reflects the tetanus immunization received by the mother throughout her life rather than simply the TT immunizations received during the current pregnancy.

Year	PAB coverage estimate (%)
1997	69
1998	53
1999	48
2000	46
2001	54
2002	57
2003	59
2004	65
2005	71
2006	77
2007	79
2008	79
2009	77

¹ This model is described in: Griffiths U., Wolfson L., Quddus A., Younus M., Hafiz R.. Incremental cost-effectiveness of supplementary immunization activities to prevent neo-natal tetanus in Pakistan. Bulletin of the World Health Organization 2004; 82:643-651.