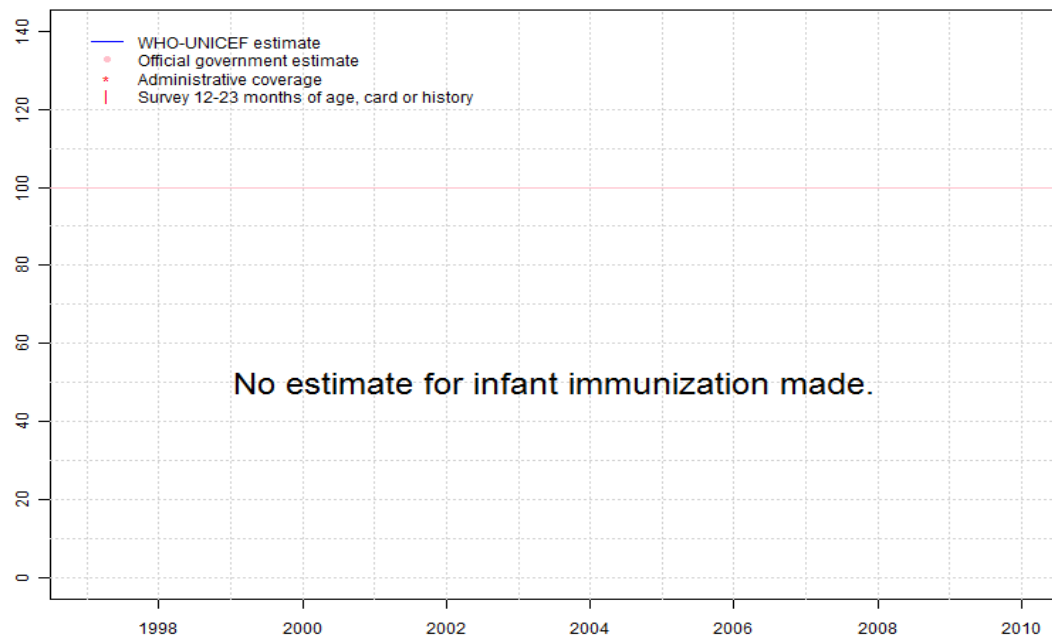


Denmark - BCG

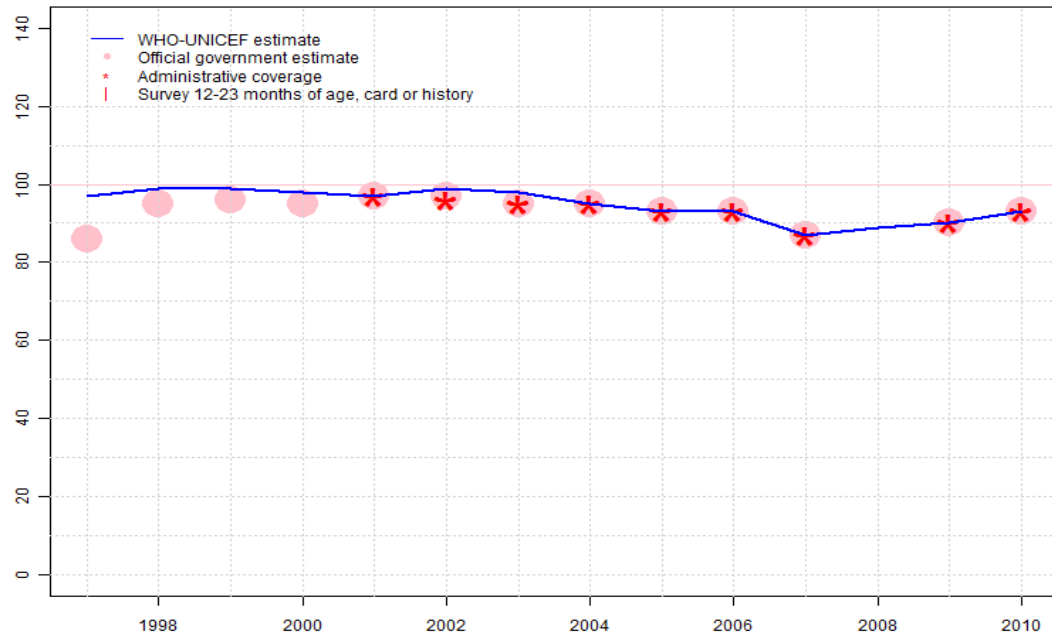
DNK - BCG



	1997	1998	1999	2000	2001	2002	2003	2004	2005	2006	2007	2008	2009	2010
Estimate	NA	NA	NA	NA	NA	NA	NA	NA	NA	NA	NA	NA	NA	NA
Official	NA	NA	NA	NA	NA	NA	NA	NA	NA	NA	NA	NA	NA	NA
Administrative	NA	NA	NA	NA	NA	NA	NA	NA	NA	NA	NA	NA	NA	NA
Survey	NA	NA	NA	NA	NA	NA	NA	NA	NA	NA	NA	NA	NA	NA

Denmark - DTP1

DNK - DTP1



Description:

1997: Legacy estimate.

1998: Reported data calibrated to 1997 and 2001 levels. Current estimate of 99 percent changed from previous revision value of 98 percent.

1999: Reported data calibrated to 1997 and 2001 levels. Current estimate of 99 percent changed from previous revision value of 98 percent.

2000: Reported data calibrated to 1997 and 2001 levels. Current estimate of 98 percent changed from previous revision value of 97 percent.

2001: Estimate is based on the reported data.

2002: DTP1 coverage estimated based on DTP3 coverage of 98. Current estimate of 99 percent changed from previous revision value of 98 percent.

2003: DTP1 coverage estimated based on DTP3 coverage of 96.

2004: Estimate based on reported data.

2005: Estimate based on reported data.

2006: Estimate based on reported data.

2007: Estimate based on reported data.

2008: Estimate based on interpolation between 2007 and 2009.

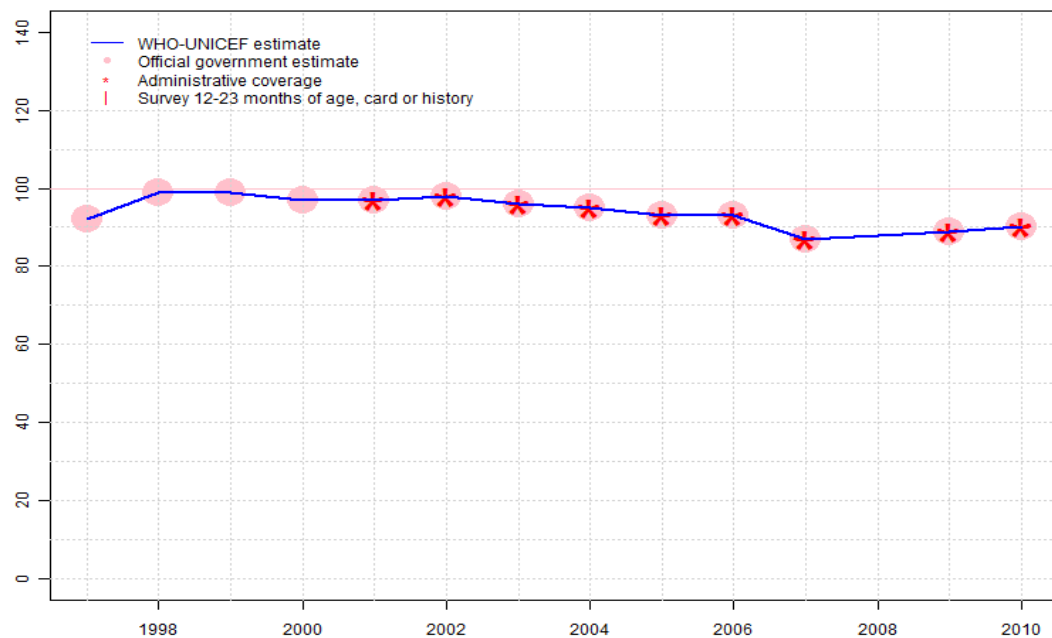
2009: Estimate based on reported data.

2010: Estimate based on reported data.

	1997	1998	1999	2000	2001	2002	2003	2004	2005	2006	2007	2008	2009	2010
Estimate	97	99	99	98	97	99	98	95	93	93	87	89	90	93
Official	86	95	96	95	97	97	95	95	93	93	87	NA	90	93
Administrative	NA	NA	NA	NA	97	96	95	95	93	93	87	NA	90	93
Survey	NA	NA	NA	NA	NA	NA	NA	NA	NA	NA	NA	NA	NA	NA

Denmark - DTP3

DNK - DTP3



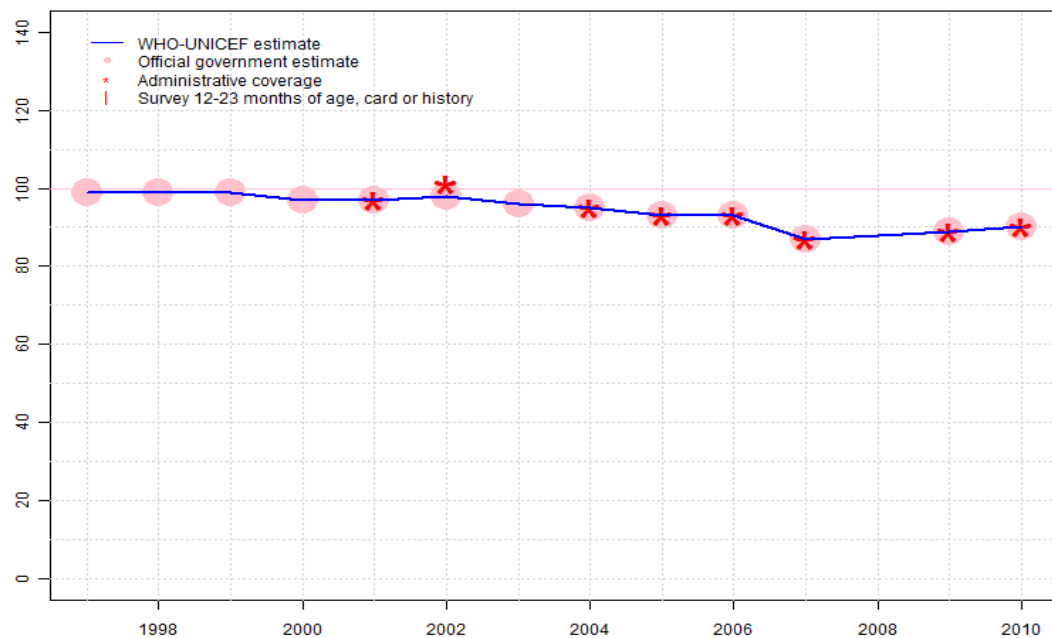
Description:

- 1997: Legacy estimate.
- 1998: Estimate based on reported data.
- 1999: Estimate based on reported data.
- 2000: Estimate based on reported data.
- 2001: Estimate based on reported data.
- 2002: Estimate based on reported data.
- 2003: Estimate based on reported data.
- 2004: Estimate based on reported data.
- 2005: Estimate based on reported data.
- 2006: Estimate based on reported data.
- 2007: Estimate based on reported data.
- 2008: Estimate based on interpolation between 2007 and 2009.
- 2009: Estimate based on reported data.
- 2010: Estimate based on reported data.

	1997	1998	1999	2000	2001	2002	2003	2004	2005	2006	2007	2008	2009	2010
Estimate	92	99	99	97	97	98	96	95	93	93	87	88	89	90
Official	92	99	99	97	97	98	96	95	93	93	87	NA	89	90
Administrative	NA	NA	NA	NA	97	98	96	95	93	93	87	NA	89	90
Survey	NA	NA	NA	NA	NA	NA	NA	NA	NA	NA	NA	NA	NA	NA

Denmark - Pol3

DNK - Pol3



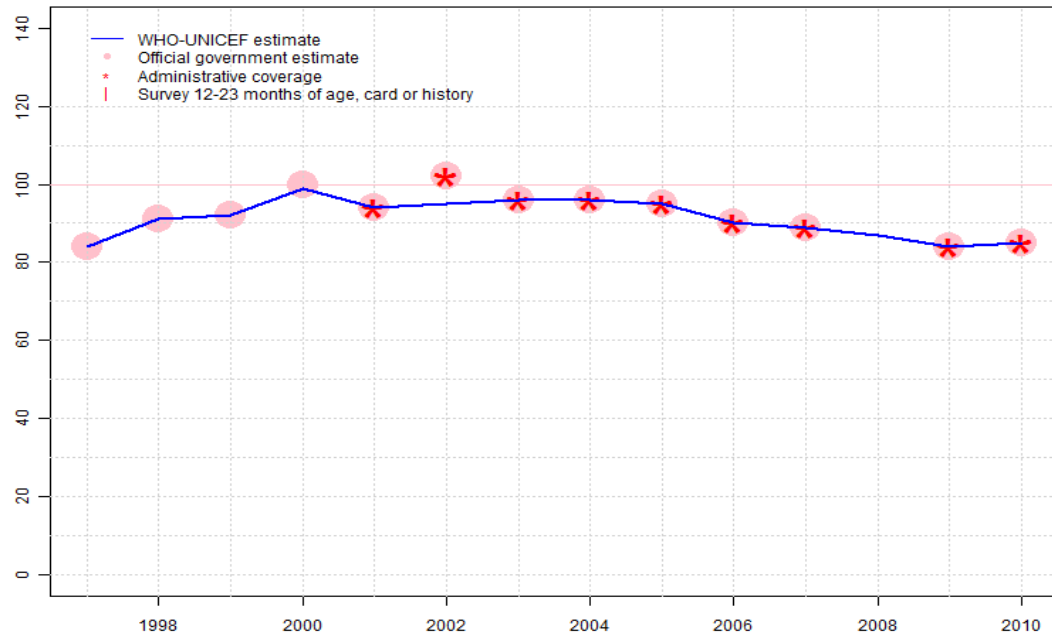
Description:

- 1997: Legacy estimate.
- 1998: Estimate based on reported data.
- 1999: Estimate based on reported data.
- 2000: Estimate based on reported data.
- 2001: Estimate based on reported data.
- 2002: Estimate based on reported data.
- 2003: Estimate based on reported data.
- 2004: Estimate based on reported data.
- 2005: Estimate based on reported data.
- 2006: Estimate based on reported data.
- 2007: Estimate based on reported data.
- 2008: Estimate based on interpolation between 2007 and 2009.
- 2009: Estimate based on reported data.
- 2010: Estimate based on reported data.

	1997	1998	1999	2000	2001	2002	2003	2004	2005	2006	2007	2008	2009	2010
Estimate	99	99	99	97	97	98	96	95	93	93	87	88	89	90
Official	99	99	99	97	97	98	96	95	93	93	87	NA	89	90
Administrative	NA	NA	NA	NA	97	101	NA	95	93	93	87	NA	89	90
Survey	NA	NA	NA	NA	NA	NA	NA	NA	NA	NA	NA	NA	NA	NA

Denmark - MCV

DNK - MCV



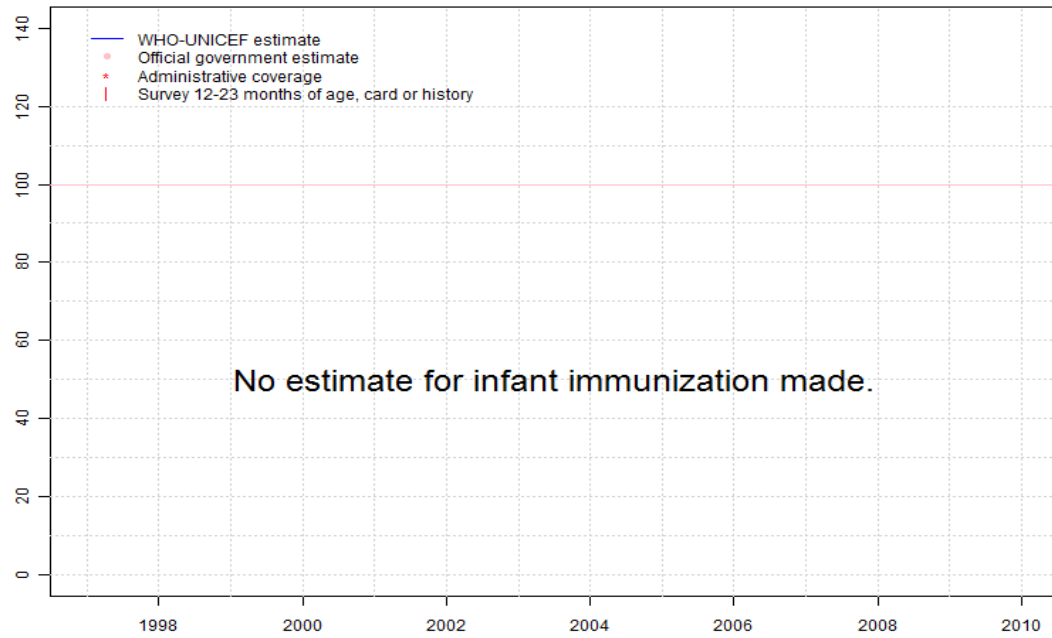
Description:

- 1997: Legacy estimate.
- 1998: Estimate based on reported data.
- 1999: Estimate based on reported data.
- 2000: Estimate based on reported data.
- 2001: Estimate based on reported data.
- 2002: Estimate based on interpolation between 2001 and 2003. Reported data of 102 percent greater than 100 percent.
- 2003: Estimate based on reported data.
- 2004: Estimate based on reported data.
- 2005: Estimate based on reported data.
- 2006: Estimate based on reported data.
- 2007: Estimate based on reported data.
- 2008: Estimate based on interpolation between 2007 and 2009.
- 2009: Estimate based on reported data.
- 2010: Estimate based on reported data.

	1997	1998	1999	2000	2001	2002	2003	2004	2005	2006	2007	2008	2009	2010
Estimate	84	91	92	99	94	95	96	96	95	90	89	87	84	85
Official	84	91	92	100	94	102	96	96	95	90	89	NA	84	85
Administrative	NA	NA	NA	NA	94	102	96	96	95	90	89	NA	84	85
Survey	NA	NA	NA	NA	NA	NA	NA	NA	NA	NA	NA	NA	NA	NA

Denmark - HepB3

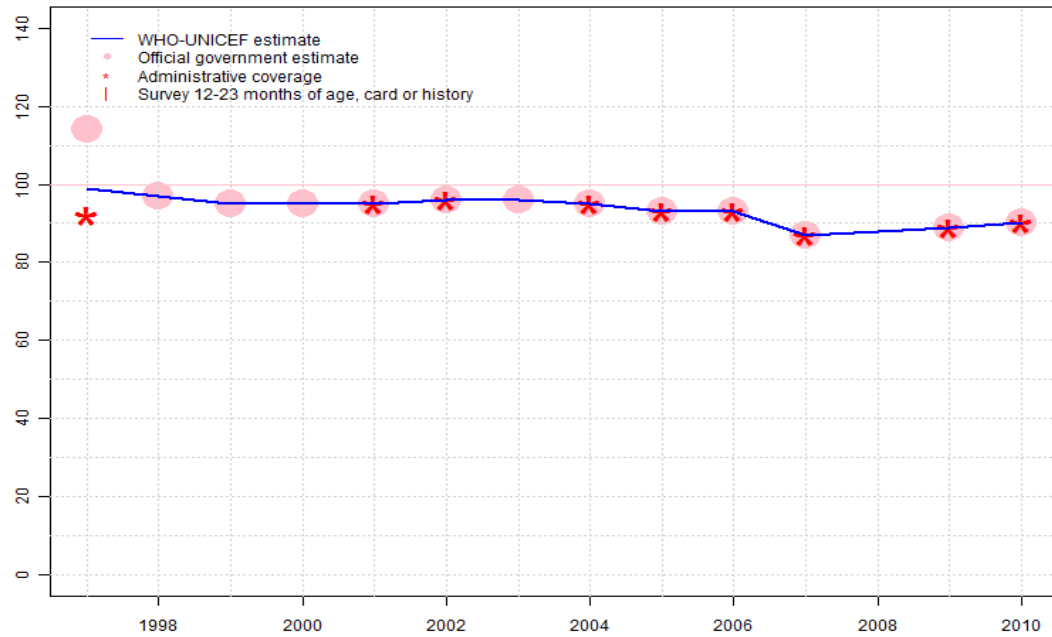
DNK - HepB3



	1997	1998	1999	2000	2001	2002	2003	2004	2005	2006	2007	2008	2009	2010
Estimate	NA	NA	NA	NA	NA	NA	NA	NA	NA	NA	NA	NA	NA	NA
Official	NA	NA	NA	NA	NA	NA	NA	NA	NA	NA	NA	NA	NA	NA
Administrative	NA	NA	NA	NA	NA	NA	NA	NA	NA	NA	NA	NA	NA	NA
Survey	NA	NA	NA	NA	NA	NA	NA	NA	NA	NA	NA	NA	NA	NA

Denmark - Hib3

DNK - Hib3

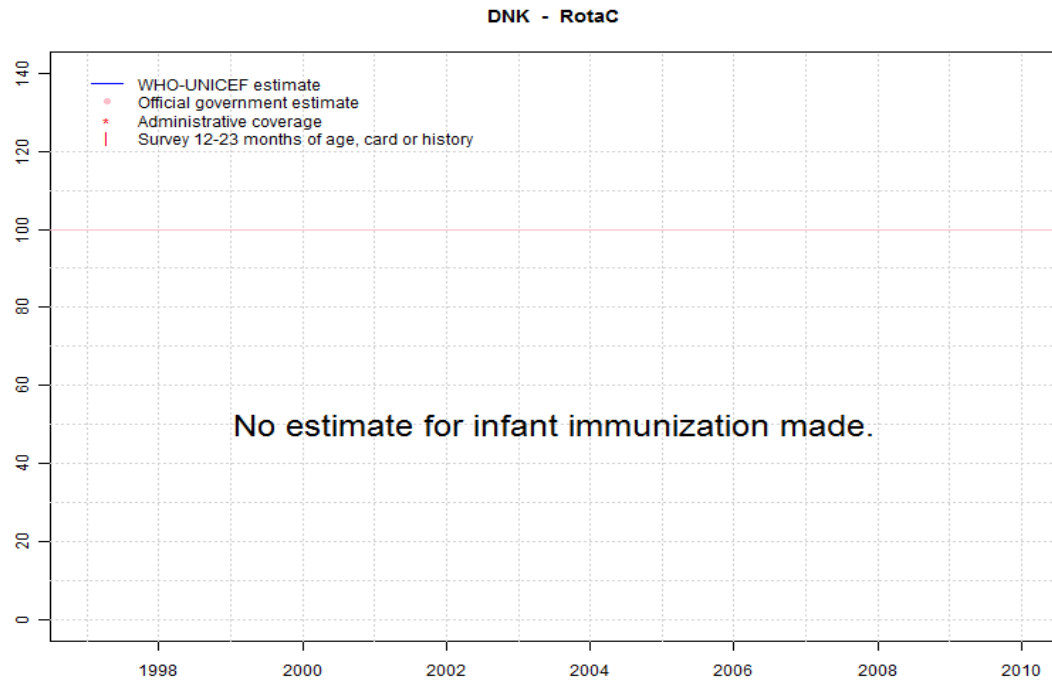


Description:

1997: Legacy estimate. Reported data of 114 percent greater than 100 percent.
 1998: Estimate is based on the reported data.
 1999: Estimate based on reported data.
 2000: Estimate based on reported data.
 2001: Estimate based on reported data.
 2002: Estimate based on reported data.
 2003: Estimate based on reported data.
 2004: Estimate based on reported data.
 2005: Estimate based on reported data.
 2006: Estimate based on reported data.
 2007: Estimate based on reported data.
 2008: Estimate based on interpolation between 2007 and 2009.
 2009: Estimate based on reported data.
 2010: Estimate based on reported data.

	1997	1998	1999	2000	2001	2002	2003	2004	2005	2006	2007	2008	2009	2010
Estimate	99	97	95	95	95	96	96	95	93	93	87	88	89	90
Official	114	97	95	95	95	96	96	95	93	93	87	NA	89	90
Administrative	92	NA	NA	NA	95	96	NA	95	93	93	87	NA	89	90
Survey	NA	NA	NA	NA	NA	NA	NA	NA	NA	NA	NA	NA	NA	NA

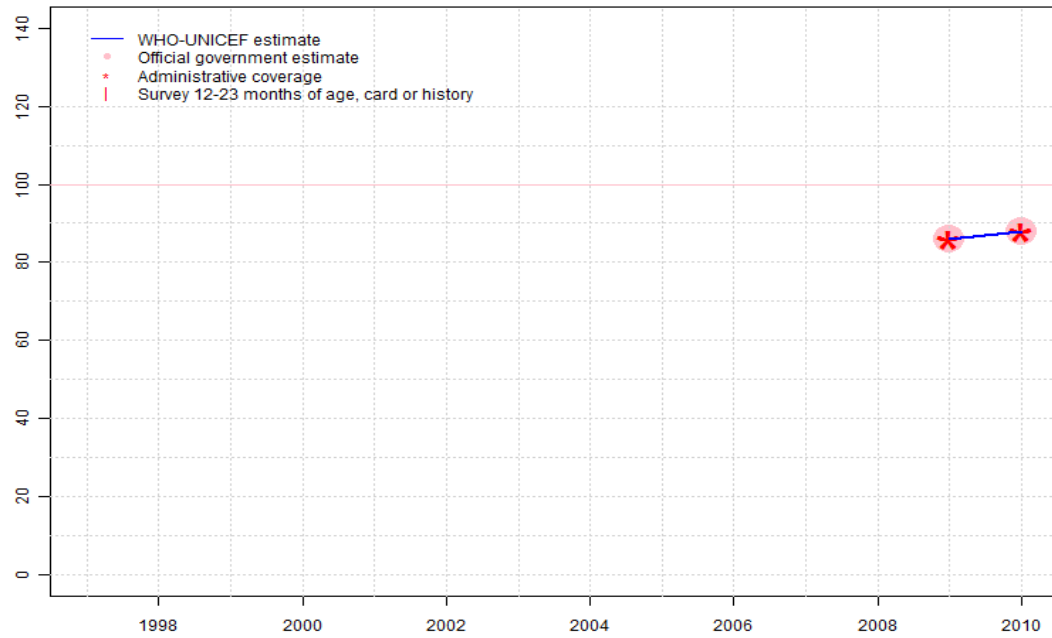
Denmark - RotaC



	1997	1998	1999	2000	2001	2002	2003	2004	2005	2006	2007	2008	2009	2010
Estimate	NA	NA	NA	NA	NA	NA	NA	NA	NA	NA	NA	NA	NA	NA
Official	NA	NA	NA	NA	NA	NA	NA	NA	NA	NA	NA	NA	NA	NA
Administrative	NA	NA	NA	NA	NA	NA	NA	NA	NA	NA	NA	NA	NA	NA
Survey	NA	NA	NA	NA	NA	NA	NA	NA	NA	NA	NA	NA	NA	NA

Denmark - PcV3

DNK - PcV3



Description:

2009: Estimate based on reported data. PCV introduced in 2007 reporting started in 2009

2010: Estimate based on reported data.

	1997	1998	1999	2000	2001	2002	2003	2004	2005	2006	2007	2008	2009	2010
Estimate	NA	NA	NA	NA	NA	NA	NA	NA	NA	NA	NA	NA	86	88
Official	NA	NA	NA	NA	NA	NA	NA	NA	NA	NA	NA	NA	86	88
Administrative	NA	NA	NA	NA	NA	NA	NA	NA	NA	NA	NA	NA	86	88
Survey	NA	NA	NA	NA	NA	NA	NA	NA	NA	NA	NA	NA	NA	NA

Further information and estimates for 1980-1996 are available at:

http://www.childinfo.org/immunization_countryreports.html

http://www.who.int/immunization_monitoring/routine/immunization_coverage/en/index4.html