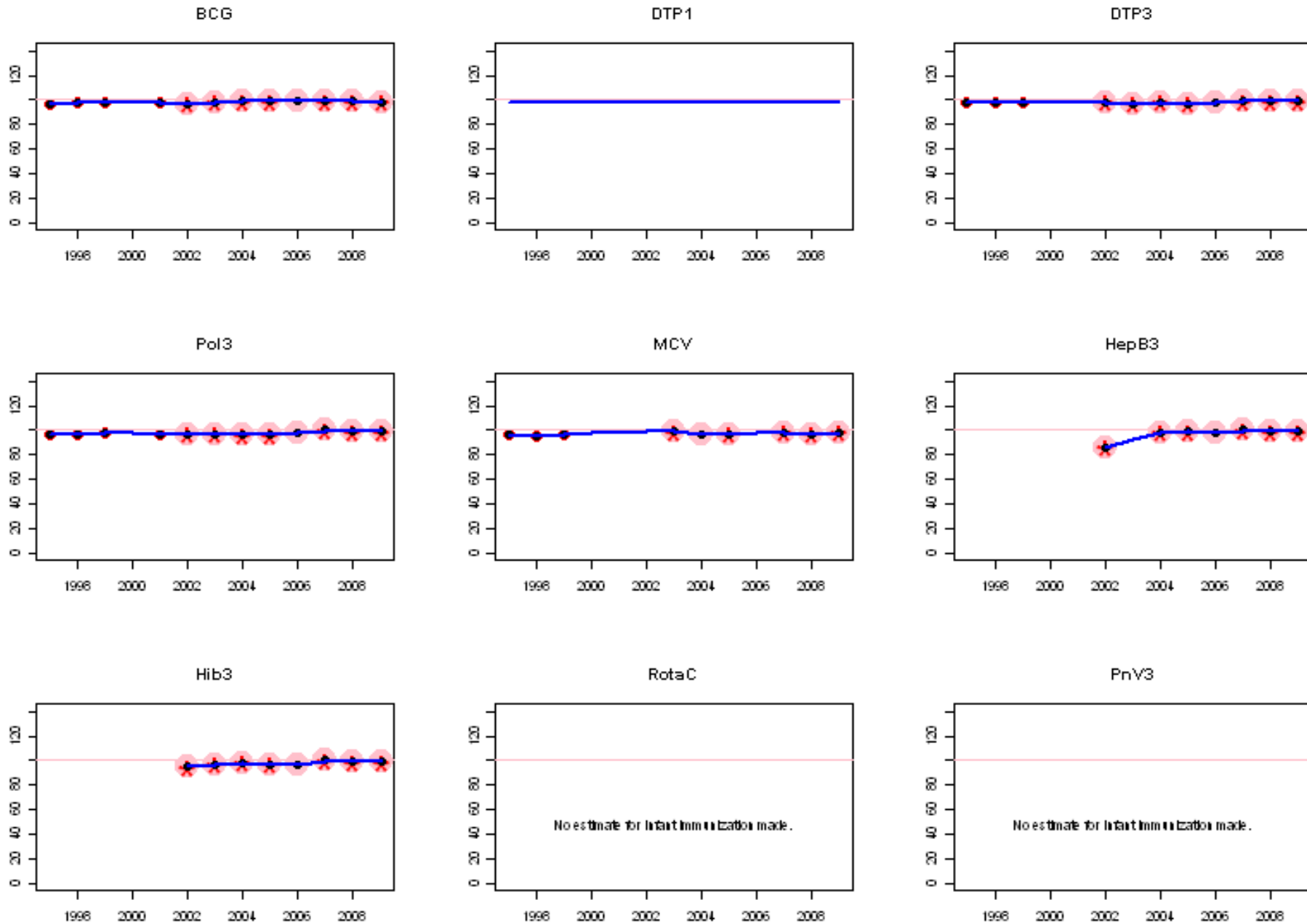
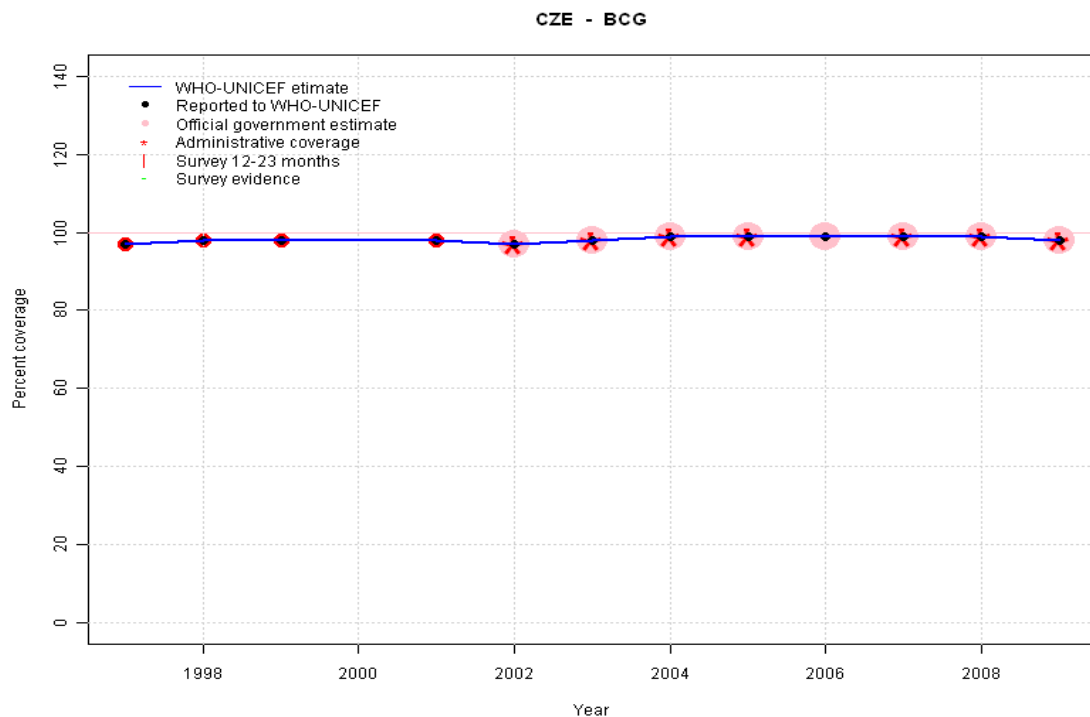


Czech Republic: WHO and UNICEF estimates of immunization coverage, 1997 - 2009



Czech Republic - BCG

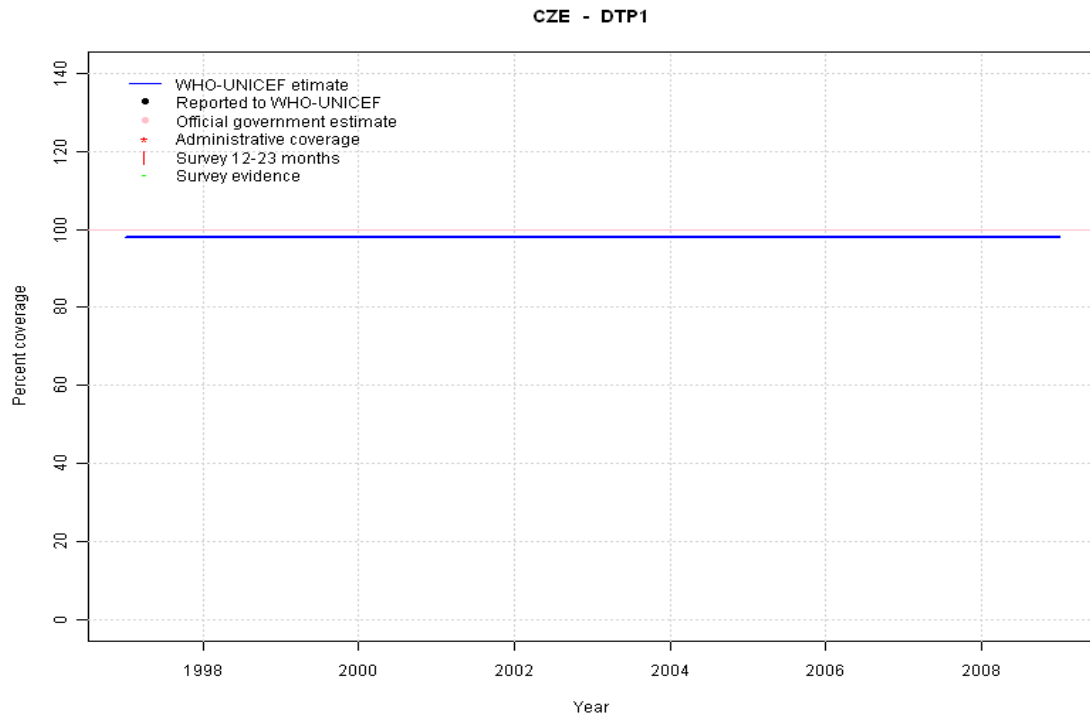
Description:



- 1997: Legacy estimate.
- 1998: Estimate based on reported data.
- 1999: Estimate based on reported data.
- 2000: Estimate based on trend in reported data. Missing or ignored reported value estimated by interpolation between reported values of 98 percent in 1999 and 98 percent in 2001.
- 2001: Estimate based on reported data.
- 2002: Estimate based on reported data.
- 2003: Estimate based on reported data.
- 2004: Estimate based on reported data.
- 2005: Estimate based on reported data.
- 2006: Estimate based on reported data.
- 2007: Estimate based on reported data.
- 2008: Estimate based on reported data.
- 2009: Estimate based on reported data.

	1997	1998	1999	2000	2001	2002	2003	2004	2005	2006	2007	2008	2009
Estimate	97	98	98	98	98	97	98	99	99	99	99	99	98
Reported	97	98	98	NA	98	97	98	99	99	99	99	99	98
Official	NA	NA	NA	NA	NA	97	98	99	99	99	99	99	98
Administrative	NA	NA	NA	NA	NA	97	98	99	99	NA	99	99	98
Survey	NA	NA	NA	NA	NA	NA	NA	NA	NA	NA	NA	NA	NA

Czech Republic - DTP1



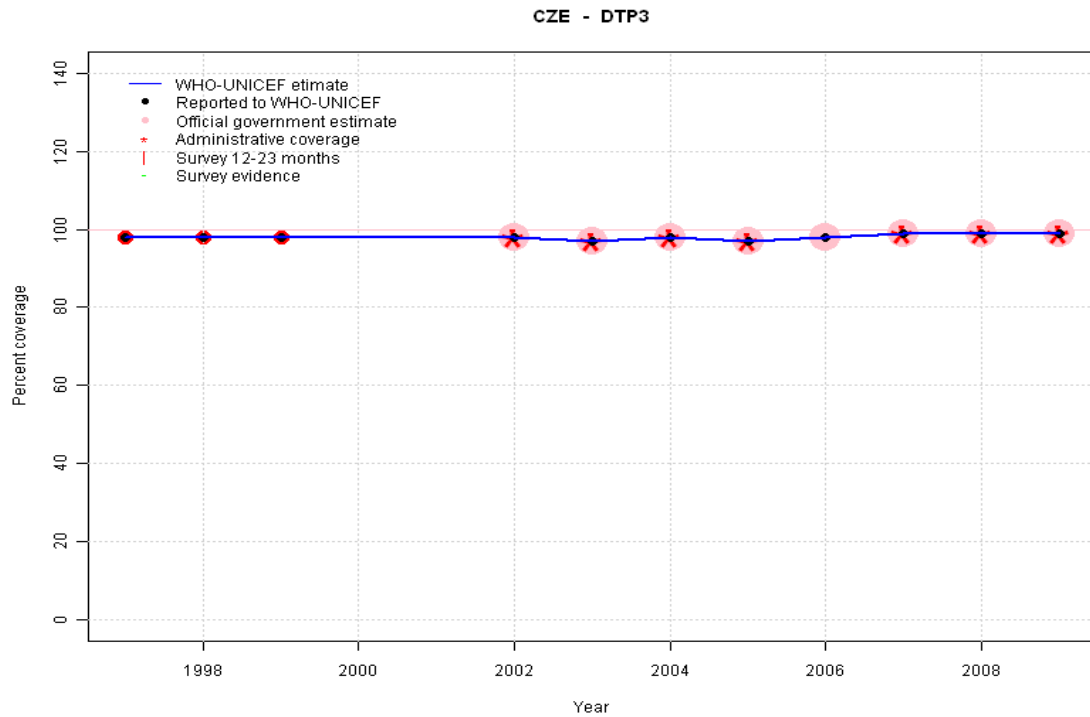
	1997	1998	1999	2000	2001	2002	2003	2004	2005	2006	2007	2008	2009
Estimate	98	98	98	98	98	98	98	98	98	98	98	98	98
Reported	NA	NA	NA	NA	NA	NA	NA	NA	NA	NA	NA	NA	NA
Official	NA	NA	NA	NA	NA	NA	NA	NA	NA	NA	NA	NA	NA
Administrative	NA	NA	NA	NA	NA	NA	NA	NA	NA	NA	NA	NA	NA
Survey	NA	NA	NA	NA	NA	NA	NA	NA	NA	NA	NA	NA	NA

Description:

- 1997: No DTP1 data available for any year; estimate based on the relationship between DTP1 and DTP3 from 282 surveys.
- 1998: No DTP1 data available for any year; estimate based on the relationship between DTP1 and DTP3 from 282 surveys.
- 1999: No DTP1 data available for any year; estimate based on the relationship between DTP1 and DTP3 from 282 surveys.
- 2000: No DTP1 data available for any year; estimate based on the relationship between DTP1 and DTP3 from 282 surveys.
- 2001: No DTP1 data available for any year; estimate based on the relationship between DTP1 and DTP3 from 282 surveys.
- 2002: No DTP1 data available for any year; estimate based on the relationship between DTP1 and DTP3 from 282 surveys.
- 2003: No DTP1 data available for any year; estimate based on the relationship between DTP1 and DTP3 from 282 surveys.
- 2004: No DTP1 data available for any year; estimate based on the relationship between DTP1 and DTP3 from 282 surveys.
- 2005: No DTP1 data available for any year; estimate based on the relationship between DTP1 and DTP3 from 282 surveys.
- 2006: No DTP1 data available for any year; estimate based on the relationship between DTP1 and DTP3 from 282 surveys.
- 2007: Estimated DTP3 greater than estimated DTP1; DTP1 estimate based on the relationship between DTP1 and DTP3 from 282 surveys.
- 2008: Estimated DTP3 greater than estimated DTP1; DTP1 estimate based on the relationship between DTP1 and DTP3 from 282 surveys.
- 2009: Estimated DTP3 greater than estimated DTP1; DTP1 estimate based on the relationship between DTP1 and DTP3 from 282 surveys.

Czech Republic - DTP3

Description:

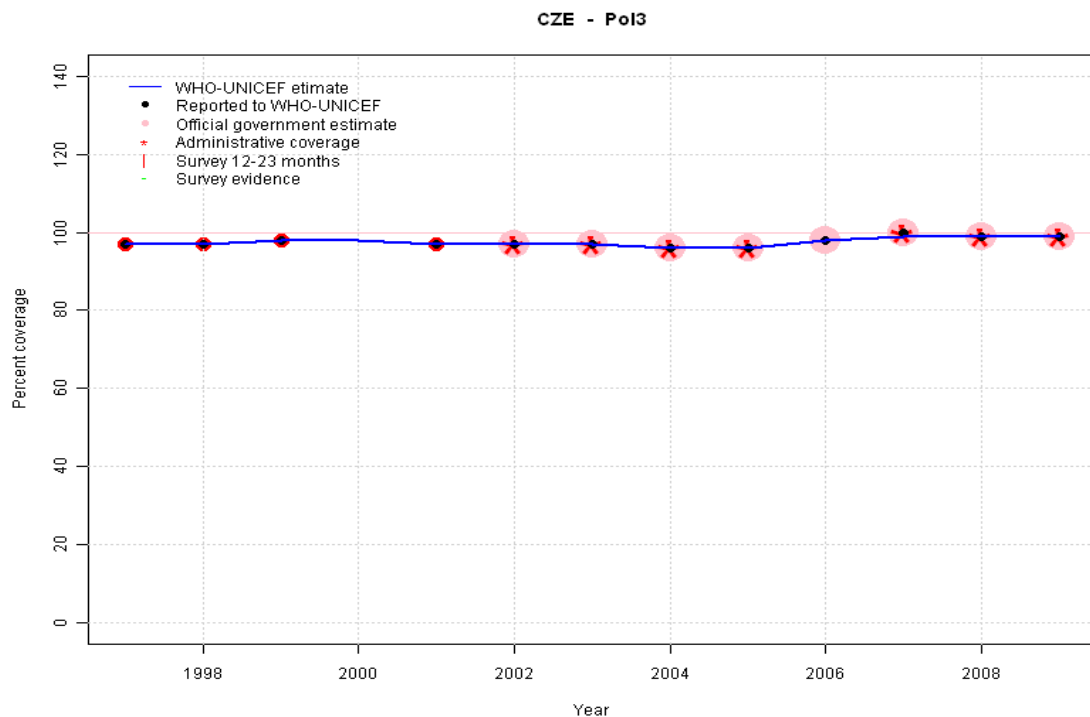


- 1997: Legacy estimate.
- 1998: Estimate based on reported data.
- 1999: Estimate based on reported data.
- 2000: Estimate based on trend in reported data. Missing or ignored reported value estimated by interpolation between reported values of 98 percent in 1999 and 98 percent in 2002.
- 2001: Estimate based on trend in reported data. Missing or ignored reported value estimated by interpolation between reported values of 98 percent in 1999 and 98 percent in 2002.
- 2002: Estimate based on reported data.
- 2003: Estimate based on reported data.
- 2004: Estimate based on reported data.
- 2005: Estimate based on reported data.
- 2006: Estimate based on reported data.
- 2007: Estimate based on reported data.
- 2008: Estimate based on reported data.
- 2009: Estimate based on reported data.

	1997	1998	1999	2000	2001	2002	2003	2004	2005	2006	2007	2008	2009
Estimate	98	98	98	98	98	98	97	98	97	98	99	99	99
Reported	98	98	98	NA	NA	98	97	98	97	98	99	99	99
Official	NA	NA	NA	NA	NA	98	97	98	97	98	99	99	99
Administrative	NA	NA	NA	NA	NA	98	97	98	97	NA	99	99	99
Survey	NA	NA	NA	NA	NA	NA	NA	NA	NA	NA	NA	NA	NA

Czech Republic - Pol3

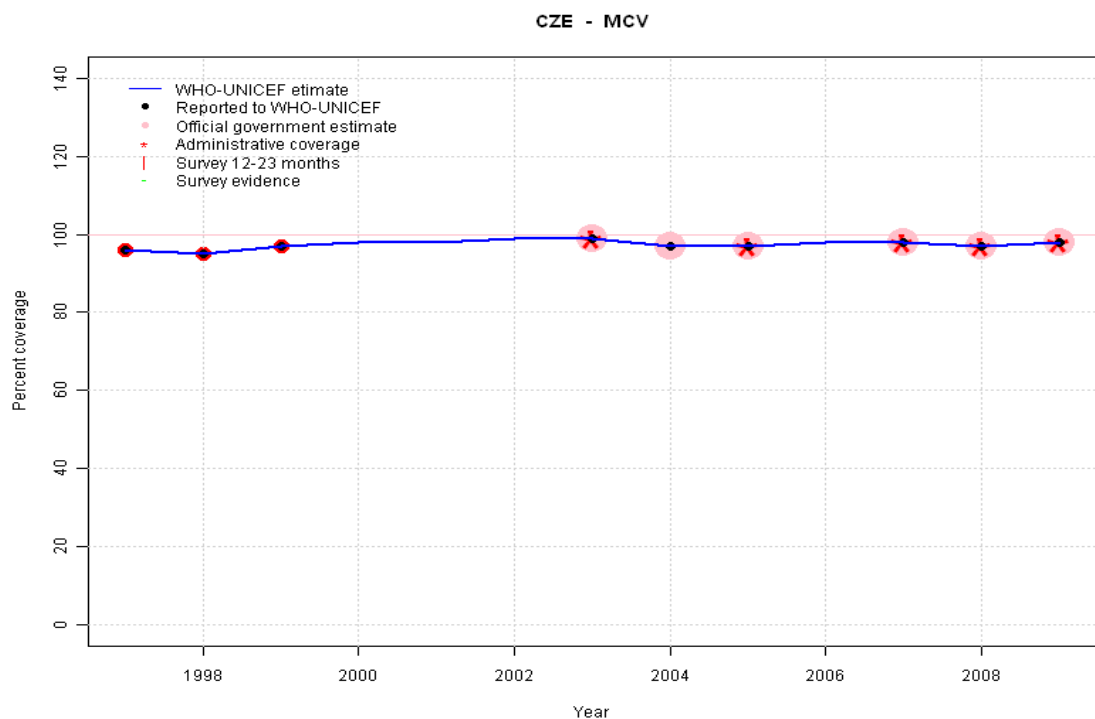
Description:



- 1997: Legacy estimate.
- 1998: Estimate based on reported data.
- 1999: Estimate based on reported data.
- 2000: Estimate based on trend in reported data. Missing or ignored reported value estimated by interpolation between reported values of 98 percent in 1999 and 97 percent in 2001.
- 2001: Estimate based on reported data.
- 2002: Estimate based on reported data.
- 2003: Estimate based on reported data.
- 2004: Estimate based on reported data.
- 2005: Estimate based on reported data.
- 2006: Estimate based on reported data.
- 2007: Estimate based on reported data.
- 2008: Estimate based on reported data.
- 2009: Estimate based on reported data.

	1997	1998	1999	2000	2001	2002	2003	2004	2005	2006	2007	2008	2009
Estimate	97	97	98	98	97	97	97	96	96	98	99	99	99
Reported	97	97	98	NA	97	97	97	96	96	98	100	99	99
Official	NA	NA	NA	NA	NA	97	97	96	96	98	100	99	99
Administrative	NA	NA	NA	NA	NA	97	97	96	96	NA	100	99	99
Survey	NA	NA	NA	NA	NA	NA	NA	NA	NA	NA	NA	NA	NA

Czech Republic - MCV



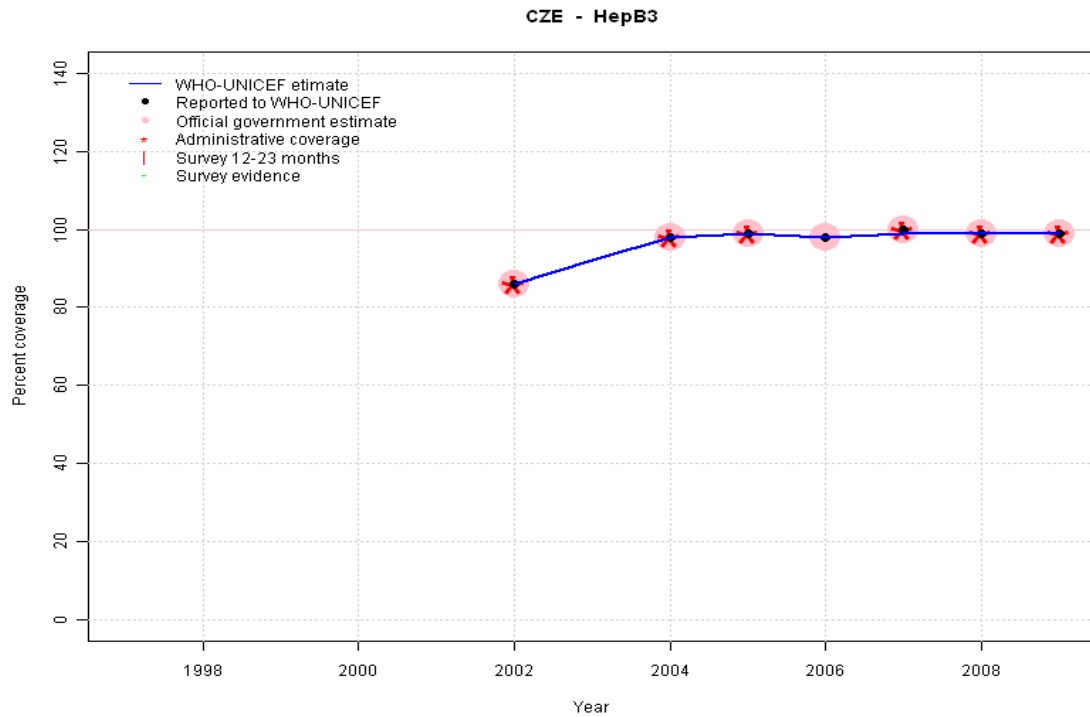
Description:

- 1997: Legacy estimate.
- 1998: Estimate based on reported data.
- 1999: Estimate based on reported data.
- 2000: Estimate based on trend in reported data. Missing or ignored reported value estimated by interpolation between reported values of 97 percent in 1999 and 99 percent in 2003.
- 2001: Estimate based on trend in reported data. Missing or ignored reported value estimated by interpolation between reported values of 97 percent in 1999 and 99 percent in 2003.
- 2002: Estimate based on trend in reported data. Missing or ignored reported value estimated by interpolation between reported values of 97 percent in 1999 and 99 percent in 2003.
- 2003: Estimate based on reported data.
- 2004: Estimate based on reported data.
- 2005: Estimate based on reported data.
- 2006: Estimate based on trend in reported data. Missing or ignored reported value estimated by interpolation between reported values of 97 percent in 2005 and 98 percent in 2007.
- 2007: Estimate based on reported data.
- 2008: Estimate based on reported data.
- 2009: Estimate based on reported data.

	1997	1998	1999	2000	2001	2002	2003	2004	2005	2006	2007	2008	2009
Estimate	96	95	97	98	98	99	99	97	97	98	98	97	98
Reported	96	95	97	NA	NA	NA	99	97	97	NA	98	97	98
Official	NA	NA	NA	NA	NA	NA	99	97	97	NA	98	97	98
Administrative	NA	NA	NA	NA	NA	NA	99	NA	97	NA	98	97	98
Survey	NA	NA	NA	NA	NA	NA	NA	NA	NA	NA	NA	NA	NA

Czech Republic - HepB3

Description:



2002: Estimate based on reported data. HepB introduced in 2001. Reporting started in 2002.

2003: Estimate based on reported data. Missing or ignored reported value estimated by interpolation between reported values of 86 percent in 2002 and 98 percent in 2004.

2004: Estimate based on reported data.

2005: Estimate based on reported data.

2006: Estimate based on reported data.

2007: Estimate based on reported data.

2008: Estimate based on reported data.

2009: Estimate based on reported data.

	1997	1998	1999	2000	2001	2002	2003	2004	2005	2006	2007	2008	2009
Estimate	NA	NA	NA	NA	NA	86	92	98	99	98	99	99	99
Reported	NA	NA	NA	NA	NA	86	NA	98	99	98	100	99	99
Official	NA	NA	NA	NA	NA	86	NA	98	99	98	100	99	99
Administrative	NA	NA	NA	NA	NA	86	NA	98	99	NA	100	99	99
Survey	NA	NA	NA	NA	NA	NA	NA	NA	NA	NA	NA	NA	NA

Czech Republic - Hib3

Description:

2002: Estimate based on reported data. Hib introduced in 2001. Reporting started in 2002.

2003: Estimate based on reported data.

2004: Estimate based on reported data.

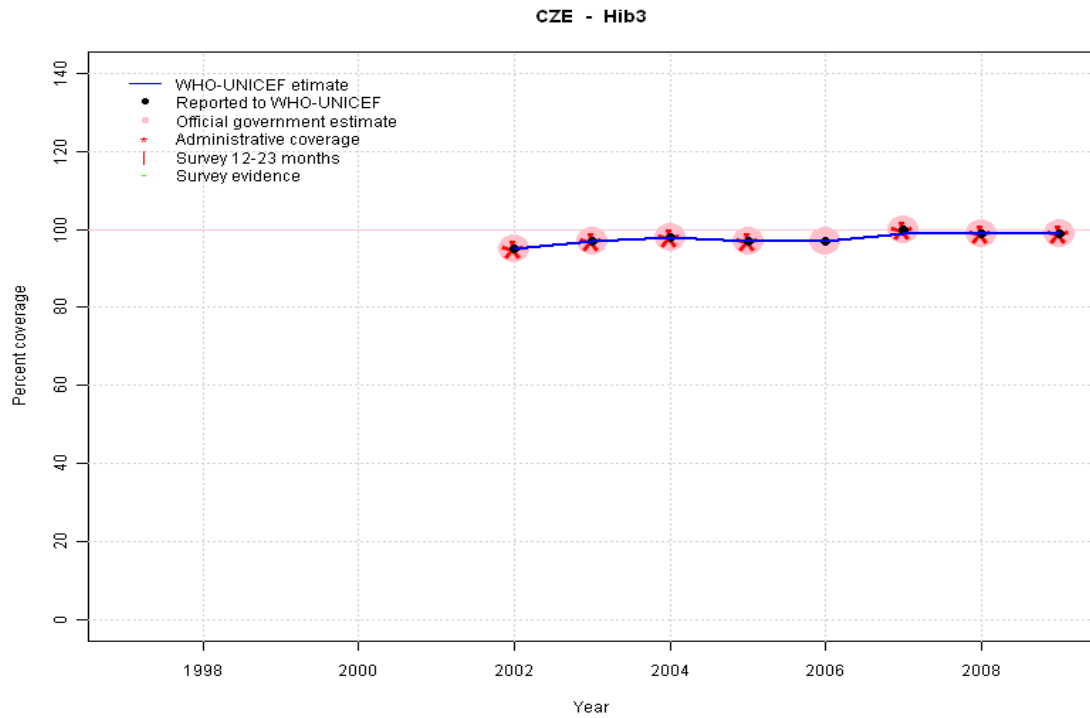
2005: Estimate based on reported data.

2006: Estimate based on reported data.

2007: Estimate based on reported data.

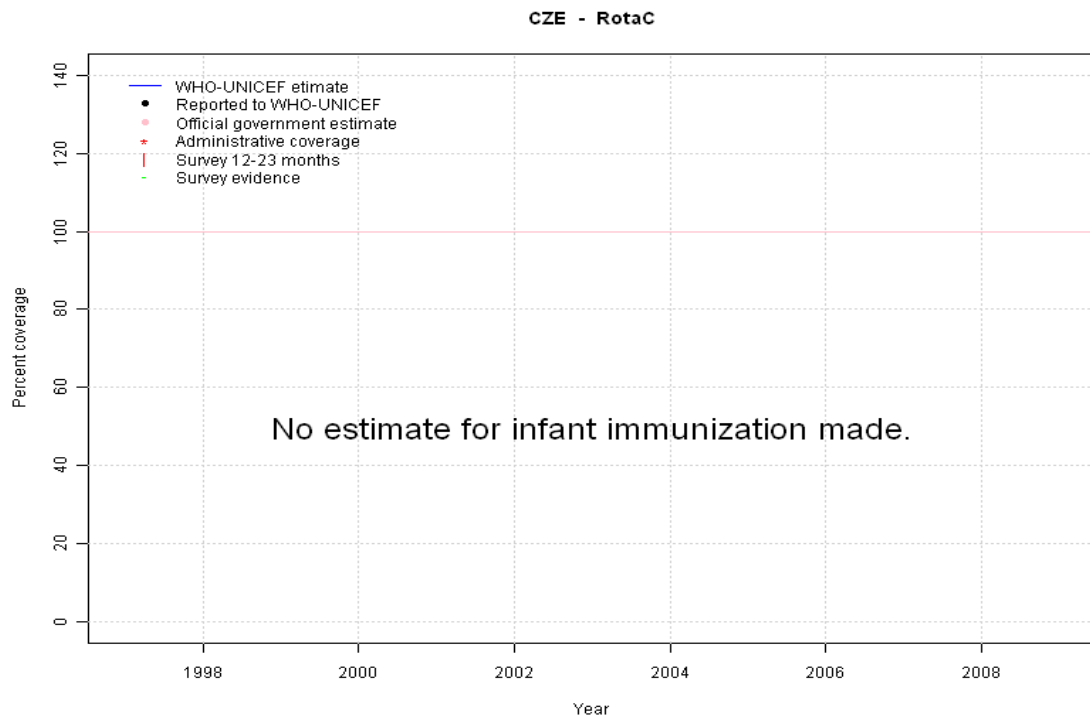
2008: Estimate based on reported data.

2009: Estimate based on reported data.



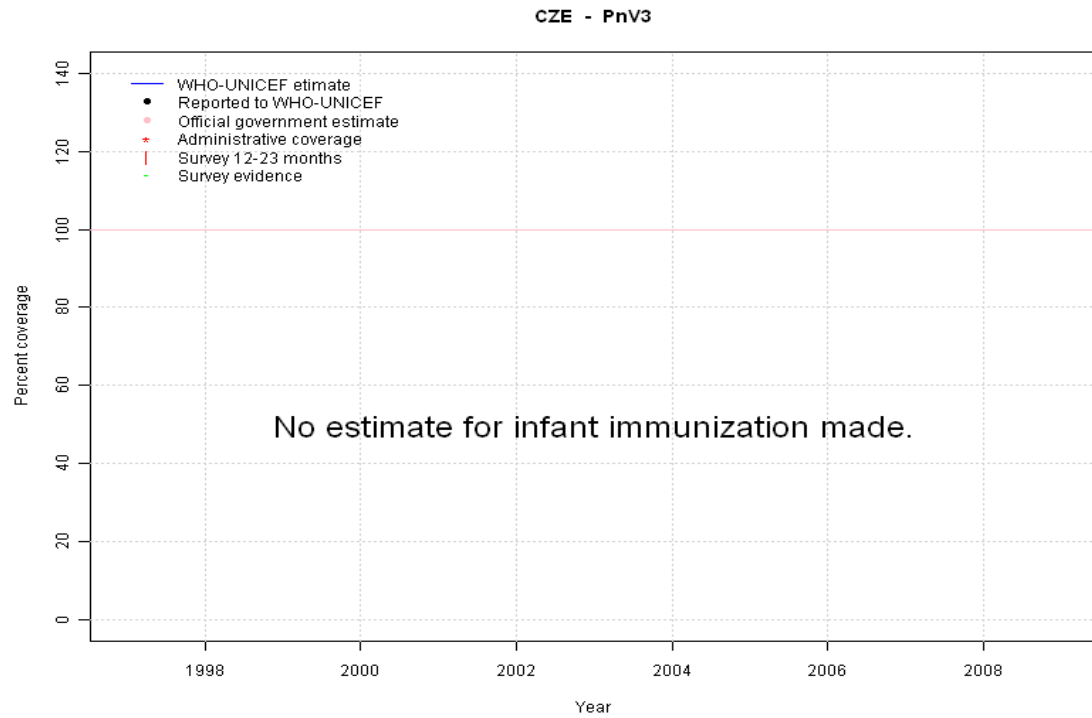
	1997	1998	1999	2000	2001	2002	2003	2004	2005	2006	2007	2008	2009
Estimate	NA	NA	NA	NA	NA	95	97	98	97	97	99	99	99
Reported	NA	NA	NA	NA	NA	95	97	98	97	97	100	99	99
Official	NA	NA	NA	NA	NA	95	97	98	97	97	100	99	99
Administrative	NA	NA	NA	NA	NA	95	97	98	97	NA	100	99	99
Survey	NA	NA	NA	NA	NA	NA	NA	NA	NA	NA	NA	NA	NA

Czech Republic - RotaC



	1997	1998	1999	2000	2001	2002	2003	2004	2005	2006	2007	2008	2009
Estimate	NA	NA	NA	NA	NA	NA	NA	NA	NA	NA	NA	NA	NA
Reported	NA	NA	NA	NA	NA	NA	NA	NA	NA	NA	NA	NA	NA
Official	NA	NA	NA	NA	NA	NA	NA	NA	NA	NA	NA	NA	NA
Administrative	NA	NA	NA	NA	NA	NA	NA	NA	NA	NA	NA	NA	NA
Survey	NA	NA	NA	NA	NA	NA	NA	NA	NA	NA	NA	NA	NA

Czech Republic - PnV3



	1997	1998	1999	2000	2001	2002	2003	2004	2005	2006	2007	2008	2009
Estimate	NA	NA	NA	NA	NA	NA	NA	NA	NA	NA	NA	NA	NA
Reported	NA	NA	NA	NA	NA	NA	NA	NA	NA	NA	NA	NA	NA
Official	NA	NA	NA	NA	NA	NA	NA	NA	NA	NA	NA	NA	NA
Administrative	NA	NA	NA	NA	NA	NA	NA	NA	NA	NA	NA	NA	NA
Survey	NA	NA	NA	NA	NA	NA	NA	NA	NA	NA	NA	NA	NA

Further information and estimates for 1980-1996 are available at:

http://www.childinfo.org/immunization_countryreports.html

http://www.who.int/immunization_monitoring/routine/immunization_coverage/en/index4.html