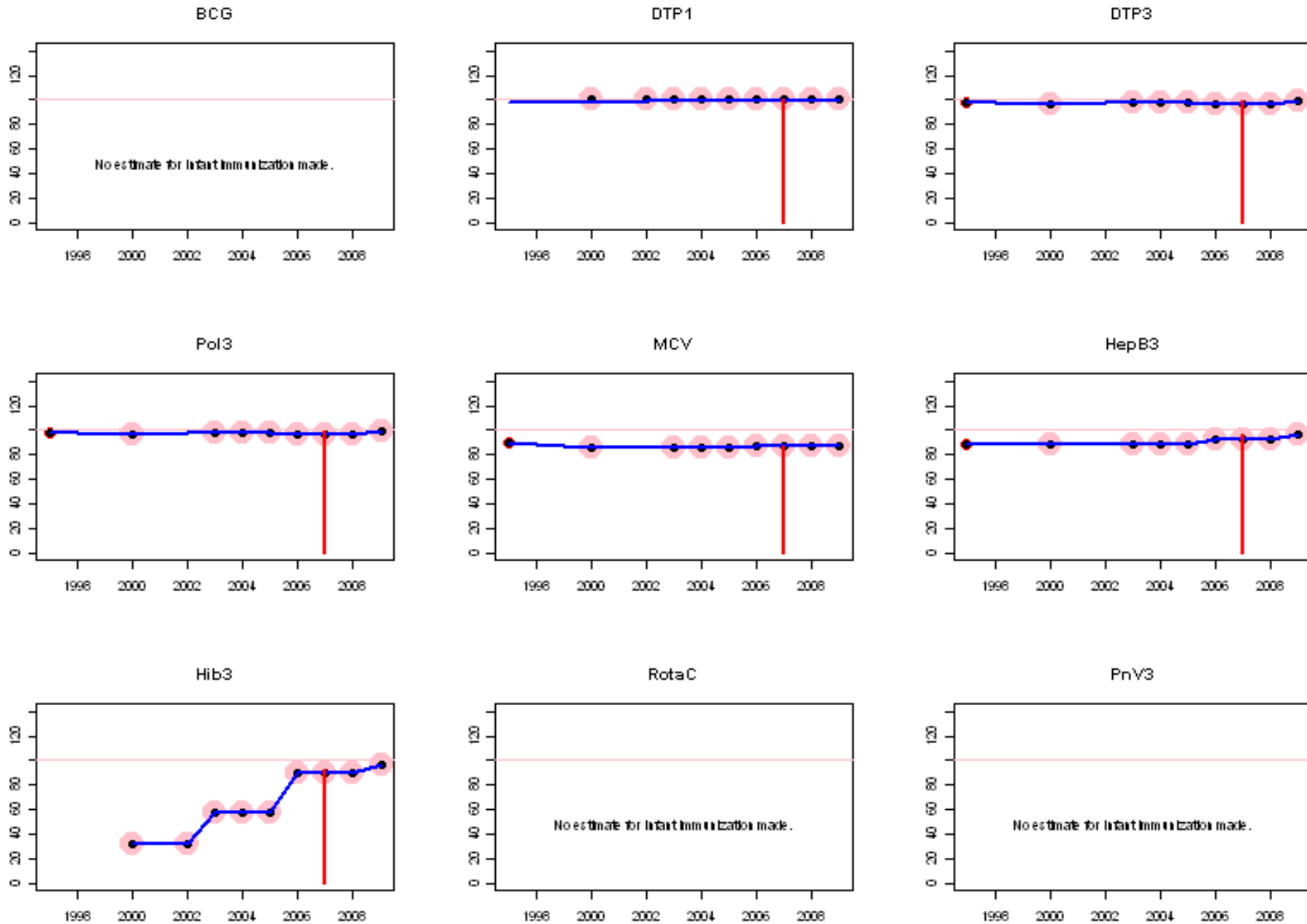
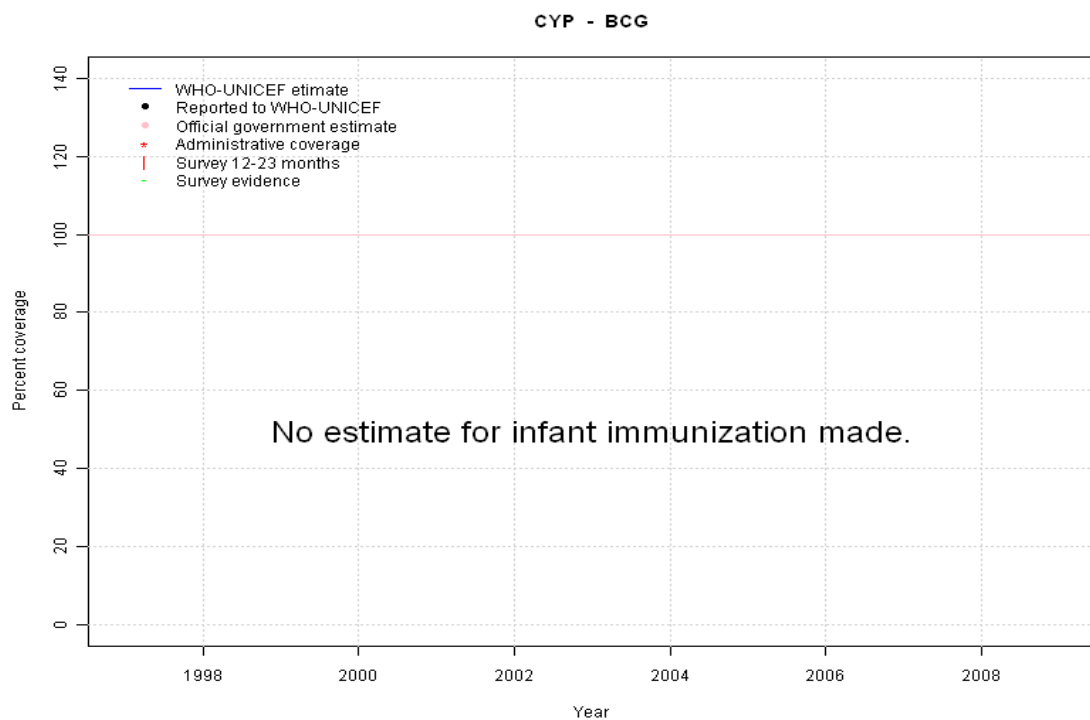


Cyprus: WHO and UNICEF estimates of immunization coverage, 1997 - 2009



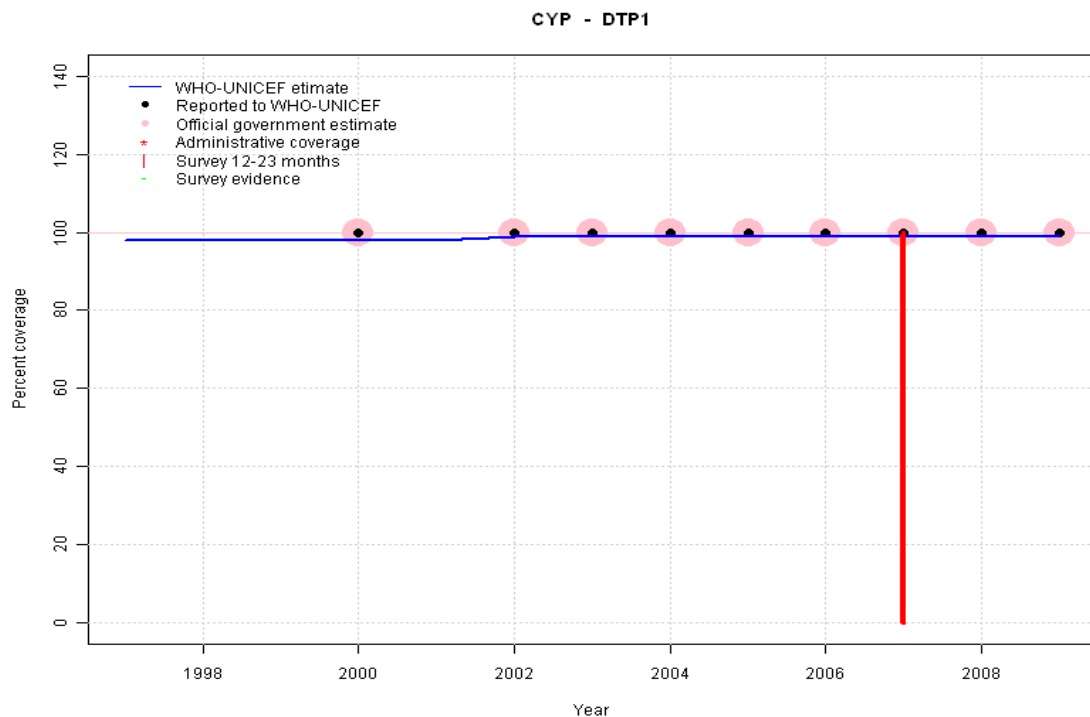
Cyprus - BCG



	1997	1998	1999	2000	2001	2002	2003	2004	2005	2006	2007	2008	2009
Estimate	NA	NA	NA	NA	NA	NA	NA	NA	NA	NA	NA	NA	NA
Reported	NA	NA	NA	NA	NA	NA	NA	NA	NA	NA	NA	NA	NA
Official	NA	NA	NA	NA	NA	NA	NA	NA	NA	NA	NA	NA	NA
Administrative	NA	NA	NA	NA	NA	NA	NA	NA	NA	NA	NA	NA	NA
Survey	NA	NA	NA	NA	NA	NA	NA	NA	NA	NA	NA	NA	NA

Cyprus - DTP1

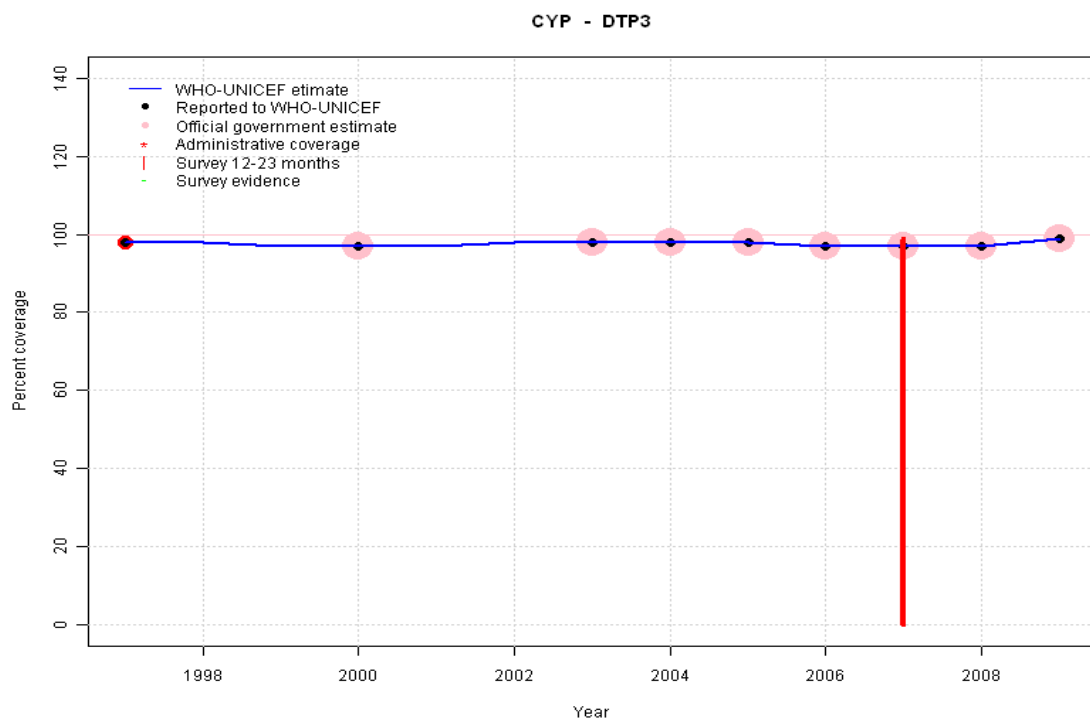
Description:



- 1997: Legacy estimate.
- 1998: Estimate interpolated between 1997 and 2007 estimates.
- 1999: Estimate interpolated between 1997 and 2007 estimates.
- 2000: Estimate interpolated between 1997 and 2007 estimates.
- 2001: Estimate interpolated between 1997 and 2007 estimates.
- 2002: Estimate interpolated between 1997 and 2007 estimates.
- 2003: Estimate interpolated between 1997 and 2007 estimates.
- 2004: Estimate interpolated between 1997 and 2007 estimates.
- 2005: Estimate interpolated between 1997 and 2007 estimates.
- 2006: Estimate interpolated between 1997 and 2007 estimates. Survey indicates 65 percent of immunizations are given in the private sector.
- 2007: Estimate based on reported data (99 percent) confirmed by survey (99 percent).
- 2008: Estimate based on reported data.
- 2009: Estimate based on reported data.

	1997	1998	1999	2000	2001	2002	2003	2004	2005	2006	2007	2008	2009
Estimate	98	98	98	98	98	99	99	99	99	99	99	99	99
Reported	NA	NA	NA	100	NA	100	100	100	100	100	100	100	100
Official	NA	NA	NA	100	NA	100	100	100	100	100	100	100	100
Administrative	NA	NA	NA	NA	NA	NA	NA	NA	NA	NA	NA	NA	NA
Survey	NA	NA	NA	NA	NA	NA	NA	NA	NA	NA	99	NA	NA

Cyprus - DTP3

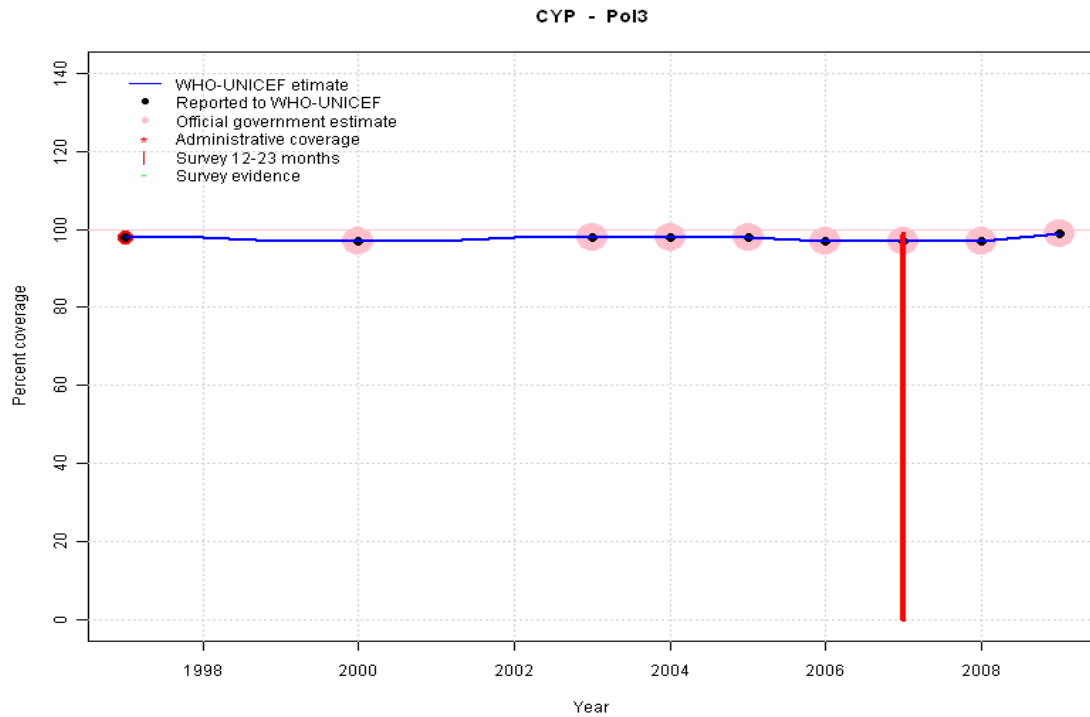


Description:

- 1997: Legacy estimate.
- 1998: Estimate based on trend in reported data. Missing or ignored reported value estimated by interpolation between reported values of 98 percent in 1997 and 97 percent in 2000.
- 1999: Estimate based on trend in reported data. Missing or ignored reported value estimated by interpolation between reported values of 98 percent in 1997 and 97 percent in 2000.
- 2000: Estimate based on reported data.
- 2001: Estimate based on trend in reported data. Missing or ignored reported value estimated by interpolation between reported values of 97 percent in 2000 and 98 percent in 2003.
- 2002: Estimate based on trend in reported data. Missing or ignored reported value estimated by interpolation between reported values of 97 percent in 2000 and 98 percent in 2003.
- 2003: Estimate based on reported data.
- 2004: Estimate based on reported data.
- 2005: Estimate based on reported data.
- 2006: Estimate based on reported data. Survey indicates 62 percent of immunizations are given in the private sector.
- 2007: Estimate based on reported data (97 percent) confirmed by survey (99 percent).
- 2008: Estimate based on reported data.
- 2009: Estimate based on reported data.

	1997	1998	1999	2000	2001	2002	2003	2004	2005	2006	2007	2008	2009
Estimate	98	98	97	97	97	98	98	98	98	97	97	97	99
Reported	98	NA	NA	97	NA	NA	98	98	98	97	97	97	99
Official	NA	NA	NA	97	NA	NA	98	98	98	97	97	97	99
Administrative	NA	NA	NA	NA	NA	NA	NA	NA	NA	NA	NA	NA	NA
Survey	NA	NA	NA	NA	NA	NA	NA	NA	NA	NA	99	NA	NA

Cyprus - Pol3



Description:

1997: Legacy estimate.

1998: Estimate based on trend in reported data. Missing or ignored reported value estimated by interpolation between reported values of 98 percent in 1997 and 97 percent in 2000.

1999: Estimate based on trend in reported data. Missing or ignored reported value estimated by interpolation between reported values of 98 percent in 1997 and 97 percent in 2000.

2000: Estimate based on reported data.

2001: Estimate based on trend in reported data. Missing or ignored reported value estimated by interpolation between reported values of 97 percent in 2000 and 98 percent in 2003.

2002: Estimate based on trend in reported data. Missing or ignored reported value estimated by interpolation between reported values of 97 percent in 2000 and 98 percent in 2003.

2003: Estimate based on reported data.

2004: Estimate based on reported data.

2005: Estimate based on reported data.

2006: Estimate based on reported data. Survey indicates 62 percent of immunizations are given in the private sector.

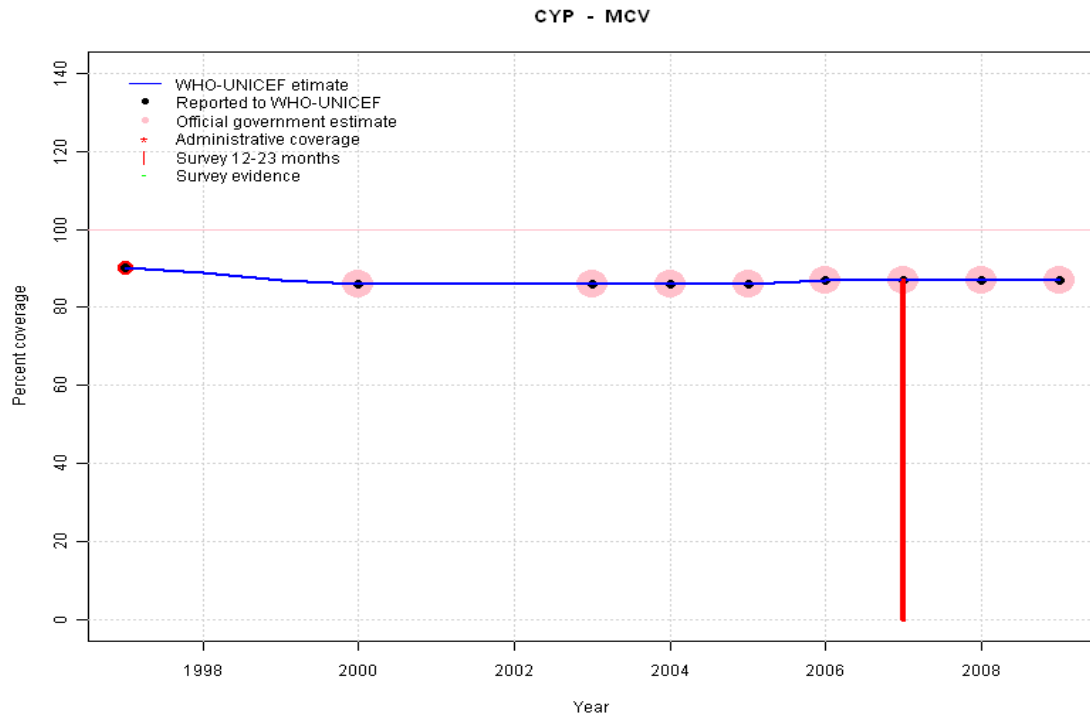
2007: Estimate based on reported data (97 percent) confirmed by survey (99 percent).

2008: Estimate based on reported data.

2009: Estimate based on reported data.

	1997	1998	1999	2000	2001	2002	2003	2004	2005	2006	2007	2008	2009
Estimate	98	98	97	97	97	98	98	98	98	97	97	97	99
Reported	98	NA	NA	97	NA	NA	98	98	98	97	97	97	99
Official	NA	NA	NA	97	NA	NA	98	98	98	97	97	97	99
Administrative	NA	NA	NA	NA	NA	NA	NA	NA	NA	NA	NA	NA	NA
Survey	NA	NA	NA	NA	NA	NA	NA	NA	NA	NA	99	NA	NA

Cyprus - MCV



Description:

1997: Legacy estimate.

1998: Estimate based on trend in reported data. Missing or ignored reported value estimated by interpolation between reported values of 90 percent in 1997 and 86 percent in 2000.

1999: Estimate based on trend in reported data. Missing or ignored reported value estimated by interpolation between reported values of 90 percent in 1997 and 86 percent in 2000.

2000: Estimate based on reported data.

2001: Estimate based on trend in reported data. Missing or ignored reported value estimated by interpolation between reported values of 86 percent in 2000 and 86 percent in 2003.

2002: Estimate based on trend in reported data. Missing or ignored reported value estimated by interpolation between reported values of 86 percent in 2000 and 86 percent in 2003.

2003: Estimate based on reported data.

2004: Estimate based on reported data.

2005: Estimate based on reported data.

2006: Estimate based on reported data. Survey indicates 56 percent of immunizations are given in the private sector.

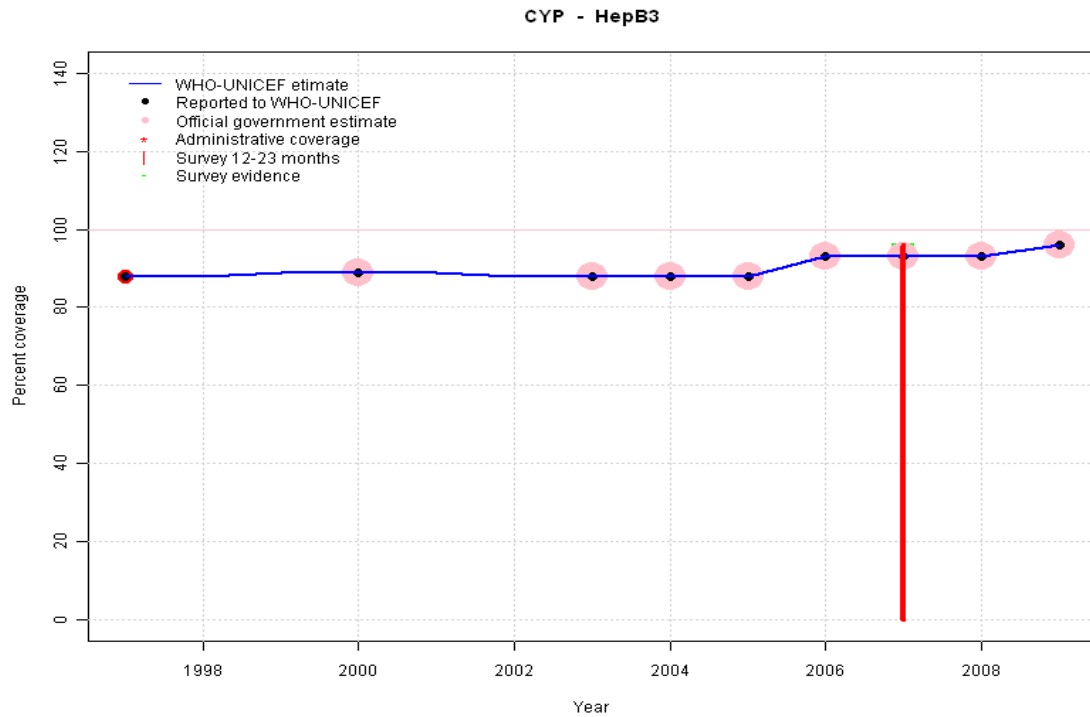
2007: Estimate based on reported data (87 percent) confirmed by survey (87 percent).

2008: Estimate based on reported data.

2009: Estimate based on reported data. Reported data accepted for other antigens.

	1997	1998	1999	2000	2001	2002	2003	2004	2005	2006	2007	2008	2009
Estimate	90	89	87	86	86	86	86	86	86	87	87	87	87
Reported	90	NA	NA	86	NA	NA	86	86	86	87	87	87	87
Official	NA	NA	NA	86	NA	NA	86	86	86	87	87	87	87
Administrative	NA	NA	NA	NA	NA	NA	NA	NA	NA	NA	NA	NA	NA
Survey	NA	NA	NA	NA	NA	NA	NA	NA	NA	NA	87	NA	NA

Cyprus - HepB3



Description:

1997: Legacy estimate.

1998: Estimate based on trend in reported data. Missing or ignored reported value estimated by interpolation between reported values of 88 percent in 1997 and 89 percent in 2000.

1999: Estimate based on trend in reported data. Missing or ignored reported value estimated by interpolation between reported values of 88 percent in 1997 and 89 percent in 2000.

2000: Estimate based on reported data.

2001: Estimate based on trend in reported data. Missing or ignored reported value estimated by interpolation between reported values of 89 percent in 2000 and 88 percent in 2003.

2002: Estimate based on trend in reported data. Missing or ignored reported value estimated by interpolation between reported values of 89 percent in 2000 and 88 percent in 2003.

2003: Estimate based on reported data.

2004: Estimate based on reported data.

2005: Estimate based on reported data.

2006: Estimate based on reported data. Survey indicates 62 percent of immunizations are given in the private sector.

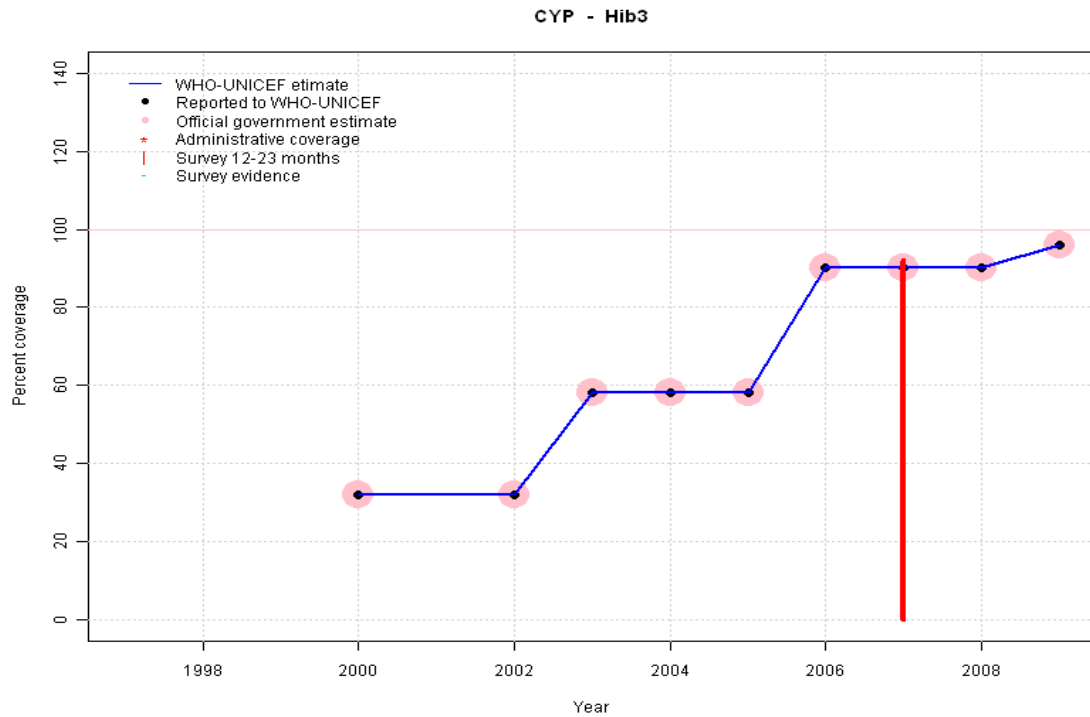
2007: Estimate based on reported data (93 percent) confirmed by survey (96 percent).

2008: Estimate based on reported data.

2009: Estimate based on reported data.

	1997	1998	1999	2000	2001	2002	2003	2004	2005	2006	2007	2008	2009
Estimate	88	88	89	89	89	88	88	88	88	93	93	93	96
Reported	88	NA	NA	89	NA	NA	88	88	88	93	93	93	96
Official	NA	NA	NA	89	NA	NA	88	88	88	93	93	93	96
Administrative	NA	NA	NA	NA	NA	NA	NA	NA	NA	NA	NA	NA	NA
Survey	NA	NA	NA	NA	NA	NA	NA	NA	NA	NA	96	NA	NA

Cyprus - Hib3

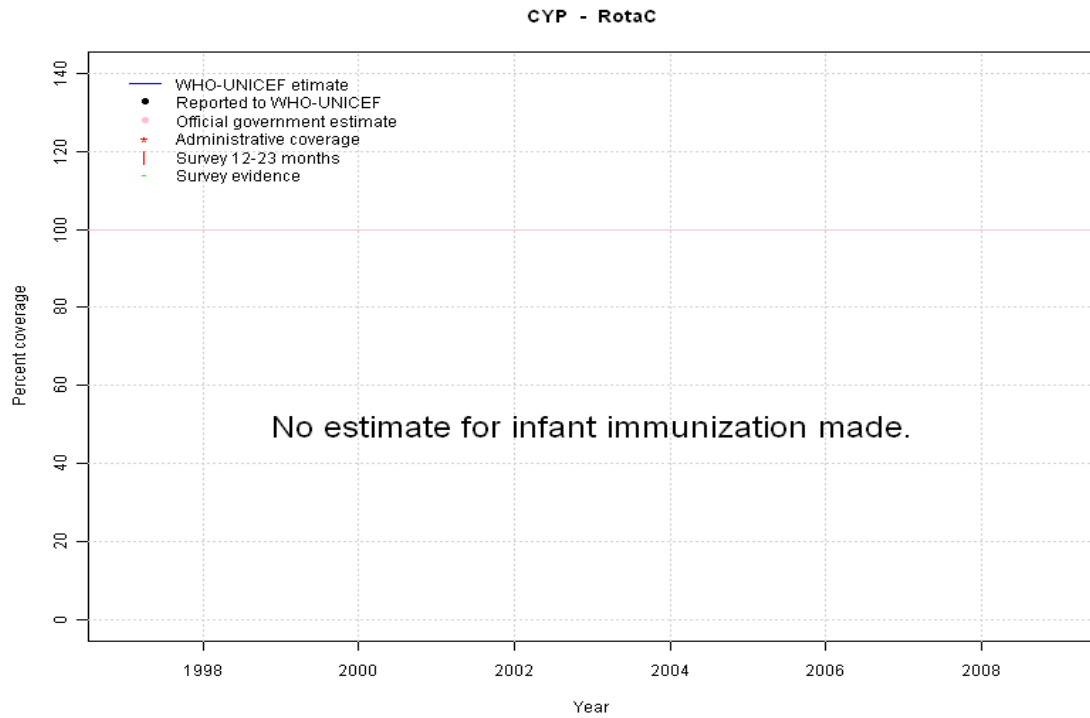


Description:

- 2000: Estimate based on trend in reported data. Hib reporting started in 2000.
- 2001: Estimate based on trend in reported data. Missing or ignored reported value estimated by interpolation between reported values of 32 percent in 2000 and 32 percent in 2002.
- 2002: Estimate based on trend in reported data.
- 2003: Estimate based on trend in reported data.
- 2004: Estimate based on trend in reported data.
- 2005: Estimate based on trend in reported data.
- 2006: Estimate based on trend in reported data. Survey indicates 61 percent of immunizations are given in the private sector.
- 2007: Estimate based on reported data (90 percent) confirmed by survey (92 percent).
- 2008: Estimate based on reported data.
- 2009: Estimate based on reported data.

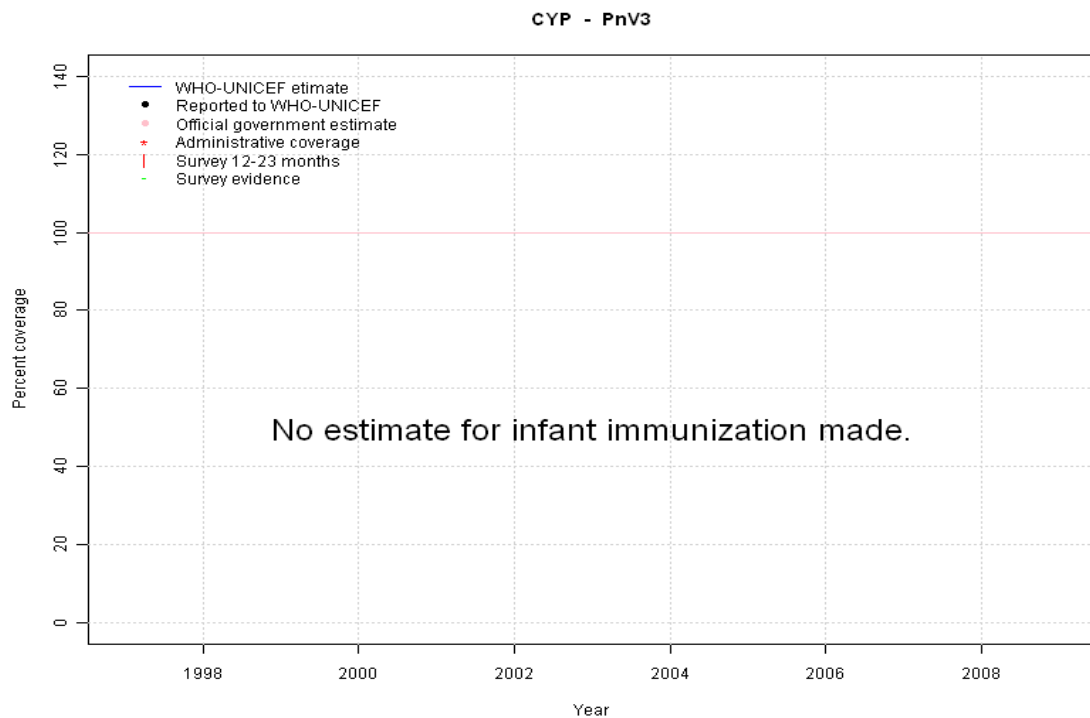
	1997	1998	1999	2000	2001	2002	2003	2004	2005	2006	2007	2008	2009
Estimate	NA	NA	NA	32	32	32	58	58	58	90	90	90	96
Reported	NA	NA	NA	32	NA	32	58	58	58	90	90	90	96
Official	NA	NA	NA	32	NA	32	58	58	58	90	90	90	96
Administrative	NA	NA	NA	NA	NA	NA	NA	NA	NA	NA	NA	NA	NA
Survey	NA	NA	NA	NA	NA	NA	NA	NA	NA	NA	92	NA	NA

Cyprus - RotaC



	1997	1998	1999	2000	2001	2002	2003	2004	2005	2006	2007	2008	2009
Estimate	NA	NA	NA	NA	NA	NA	NA	NA	NA	NA	NA	NA	NA
Reported	NA	NA	NA	NA	NA	NA	NA	NA	NA	NA	NA	NA	NA
Official	NA	NA	NA	NA	NA	NA	NA	NA	NA	NA	NA	NA	NA
Administrative	NA	NA	NA	NA	NA	NA	NA	NA	NA	NA	NA	NA	NA
Survey	NA	NA	NA	NA	NA	NA	NA	NA	NA	NA	NA	NA	NA

Cyprus - PnV3



	1997	1998	1999	2000	2001	2002	2003	2004	2005	2006	2007	2008	2009
Estimate	NA	NA	NA	NA	NA	NA	NA	NA	NA	NA	NA	NA	NA
Reported	NA	NA	NA	NA	NA	NA	NA	NA	NA	NA	NA	NA	NA
Official	NA	NA	NA	NA	NA	NA	NA	NA	NA	NA	NA	NA	NA
Administrative	NA	NA	NA	NA	NA	NA	NA	NA	NA	NA	NA	NA	NA
Survey	NA	NA	NA	NA	NA	NA	NA	NA	NA	NA	NA	NA	NA

Cyprus - survey details

2007 Cyprus 2009 Children's Immunization Survey

Vaccine	Confirmation method	Coverage	Age cohort	Sample	Cards seen
DTP1	Card or History	100	17-24 m	419	0
DTP3	Card or History	99	17-24 m	419	0
HepB1	Card or History	100	17-24 m	419	0

HepB3	Card or History	96	17-24 m	419	0
Hib3	Card or History	92	17-24 m	419	0
MCV	Card or History	87	17-24 m	419	0
PnV3	Card or History	31	17-24 m	419	0
Pol1	Card or History	100	17-24 m	419	0
Pol3	Card or History	99	17-24 m	419	0

Further information and estimates for 1980-1996 are available at:

http://www.childinfo.org/immunization_countryreports.html

http://www.who.int/immunization_monitoring/routine/immunization_coverage/en/index4.html