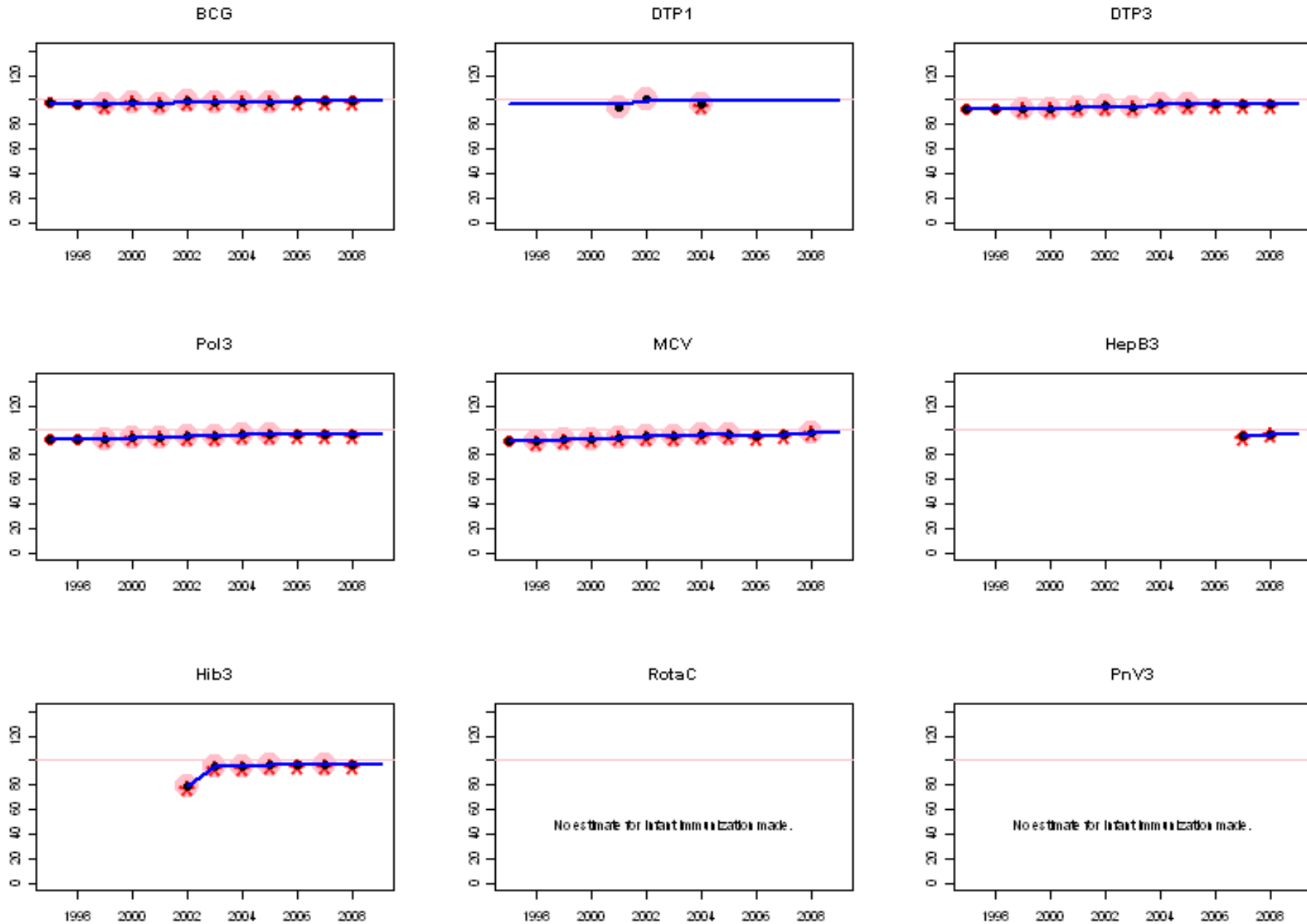
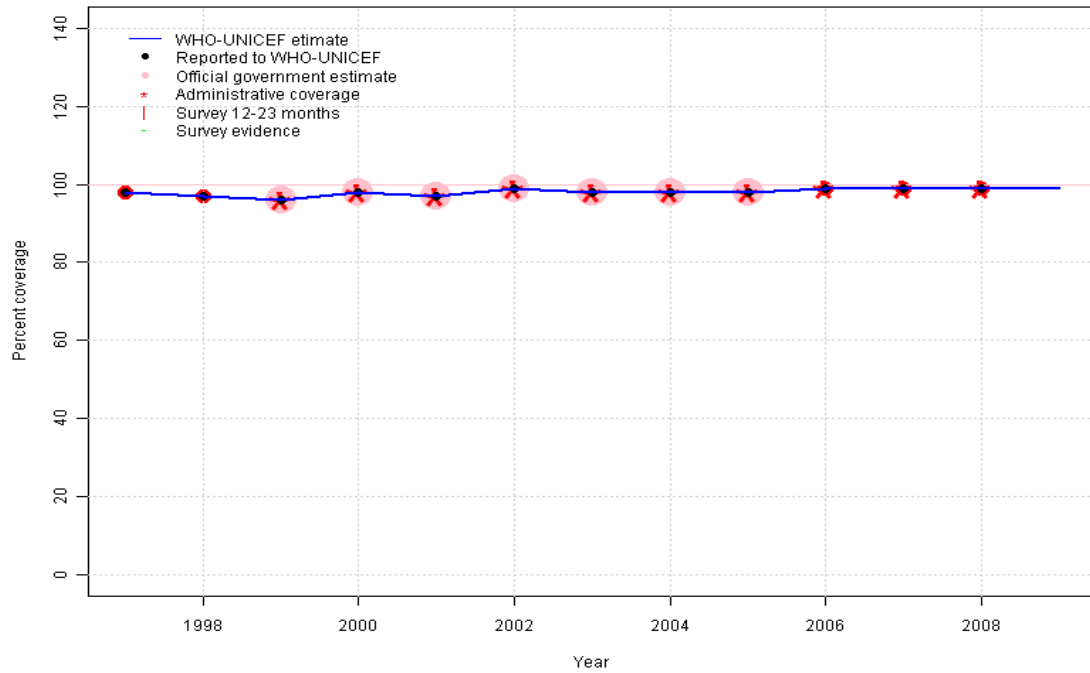


Croatia: WHO and UNICEF estimates of immunization coverage, 1997 - 2009



Croatia - BCG

HRV - BCG



Description:

1997: Legacy estimate.

1998: Estimate based on reported data.

1999: Estimate based on reported data.

2000: Estimate based on reported data.

2001: Estimate based on reported data.

2002: Estimate based on reported data.

2003: Estimate based on reported data.

2004: Estimate based on reported data.

2005: Estimate based on reported data.

2006: Estimate based on reported data.

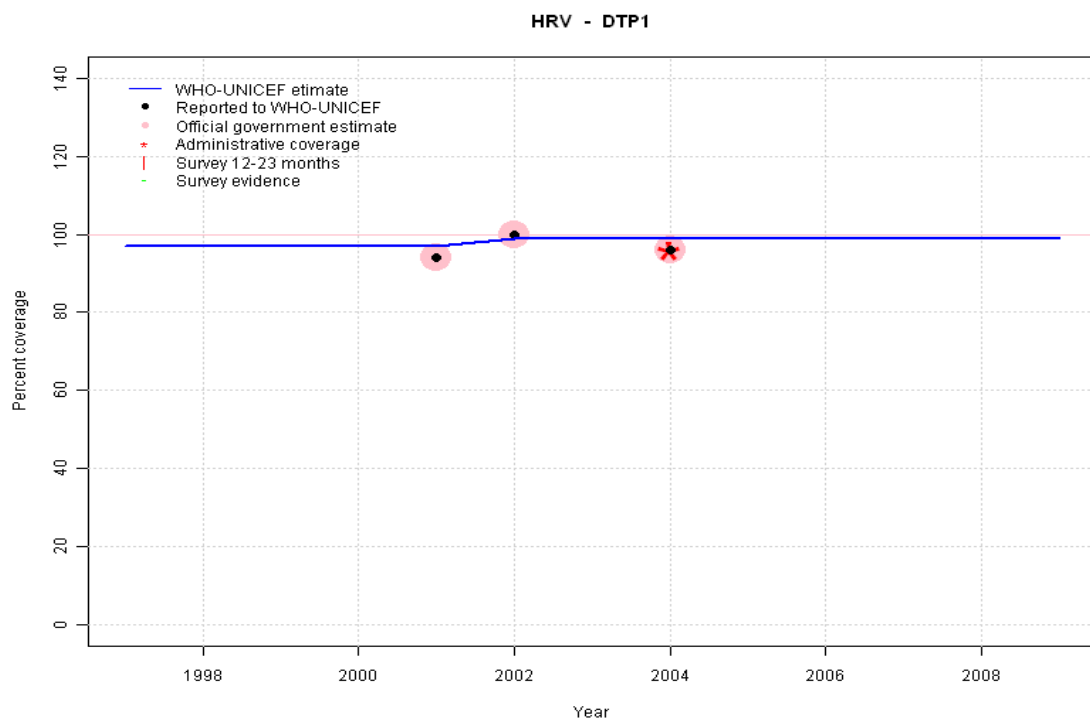
2007: Estimate based on reported data.

2008: Estimate based on reported data.

2009: Estimate based on trend in reported data. Missing or ignored reported value estimated by extrapolation from 2008 reported value of 99 percent.

	1997	1998	1999	2000	2001	2002	2003	2004	2005	2006	2007	2008	2009
Estimate	98	97	96	98	97	99	98	98	98	99	99	99	99
Reported	98	97	96	98	97	99	98	98	98	99	99	99	NA
Official	NA	NA	96	98	97	99	98	98	98	NA	NA	NA	NA
Administrative	NA	NA	96	98	97	99	98	98	98	99	99	99	NA
Survey	NA	NA	NA	NA	NA	NA	NA	NA	NA	NA	NA	NA	NA

Croatia - DTP1



	1997	1998	1999	2000	2001	2002	2003	2004	2005	2006	2007	2008	2009
Estimate	97	97	97	97	97	99	99	99	99	99	99	99	99
Reported	NA	NA	NA	NA	94	100	NA	96	NA	NA	NA	NA	NA
Official	NA	NA	NA	NA	94	100	NA	96	NA	NA	NA	NA	NA
Administrative	NA	NA	NA	NA	NA	NA	NA	96	NA	NA	NA	NA	NA
Survey	NA	NA	NA	NA	NA	NA	NA	NA	NA	NA	NA	NA	NA

Description:

1997: Legacy estimate.

1998: Estimate calibrated to 1997 level (97 percent) and reported coverage (94 percent).

1999: Estimate calibrated to 1997 level (97 percent) and reported coverage (94 percent).

2000: Estimate calibrated to 1997 level (97 percent) and reported coverage (94 percent).

2001: Estimate calibrated to 1997 level (97 percent) and reported coverage (94 percent).

2002: Estimate calibrated to 1997 level (97 percent) and reported coverage (99 percent).

2003: Estimate calibrated to 1997 level (97 percent) and reported coverage (98 percent).

2004: Estimate calibrated to 1997 level (97 percent) and reported coverage (96 percent).

2005: Estimate calibrated to 1997 level (97 percent) and reported coverage (96 percent).

2006: Estimate calibrated to 1997 level (97 percent) and reported coverage (96 percent).

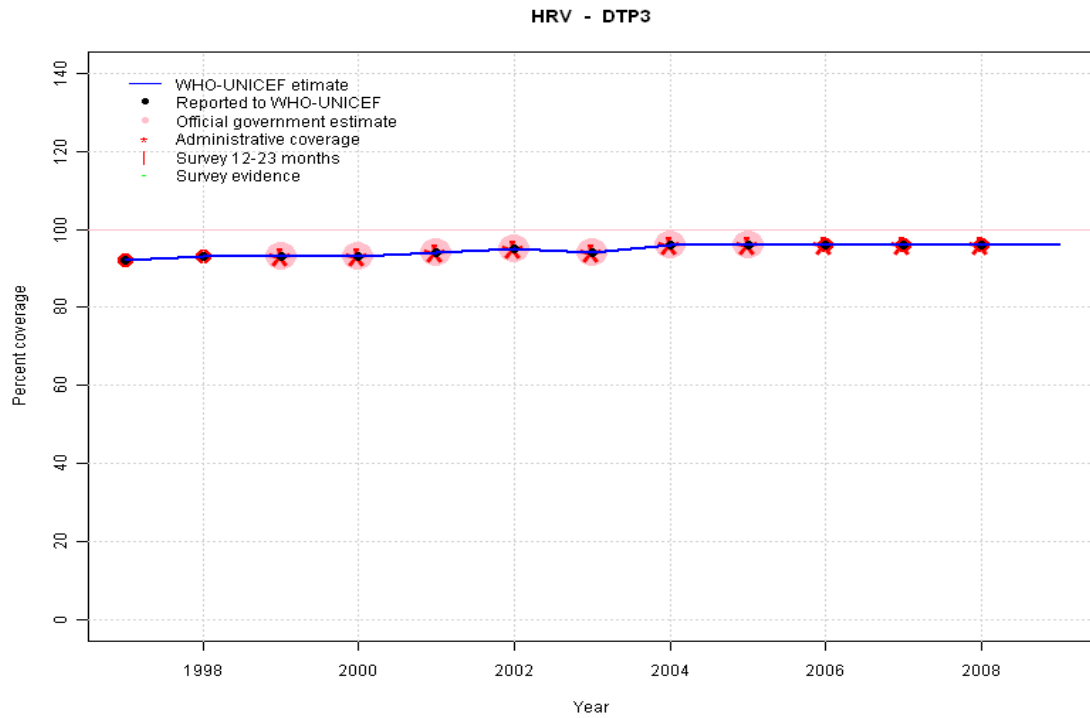
2007: Estimate calibrated to 1997 level (97 percent) and reported coverage (96 percent).

2008: Estimate calibrated to 1997 level (97 percent) and reported coverage (96 percent).

2009: Estimate calibrated to 1997 level (97 percent) and reported coverage (96 percent).

Croatia - DTP3

Description:

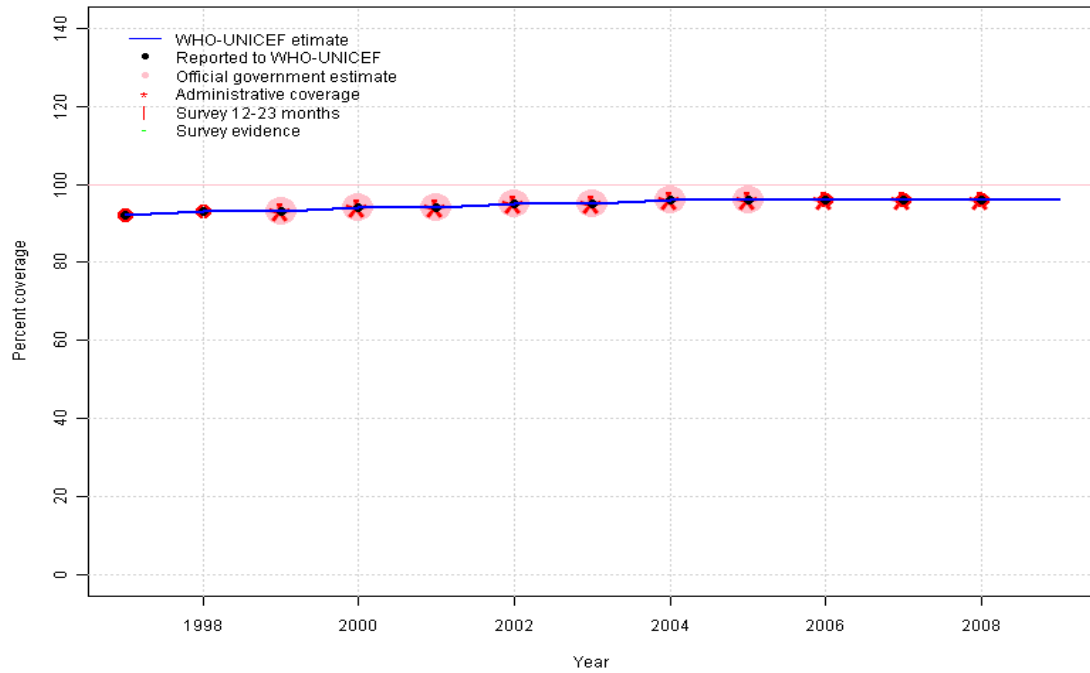


1997: Legacy estimate.
 1998: Estimate based on reported data.
 1999: Estimate based on reported data.
 2000: Estimate based on reported data.
 2001: Estimate based on reported data.
 2002: Estimate based on reported data.
 2003: Estimate based on reported data.
 2004: Estimate based on reported data.
 2005: Estimate based on reported data.
 2006: Estimate based on reported data.
 2007: Estimate based on reported data.
 2008: Estimate based on reported data.
 2009: Estimate based on trend in reported data. Missing or ignored reported value estimated by extrapolation from 2008 reported value of 96 percent.

	1997	1998	1999	2000	2001	2002	2003	2004	2005	2006	2007	2008	2009
Estimate	92	93	93	93	94	95	94	96	96	96	96	96	96
Reported	92	93	93	93	94	95	94	96	96	96	96	96	NA
Official	NA	NA	93	93	94	95	94	96	96	NA	NA	NA	NA
Administrative	NA	NA	93	93	94	95	94	96	96	96	96	96	NA
Survey	NA	NA	NA	NA	NA	NA	NA	NA	NA	NA	NA	NA	NA

Croatia - Pol3

HRV - Pol3



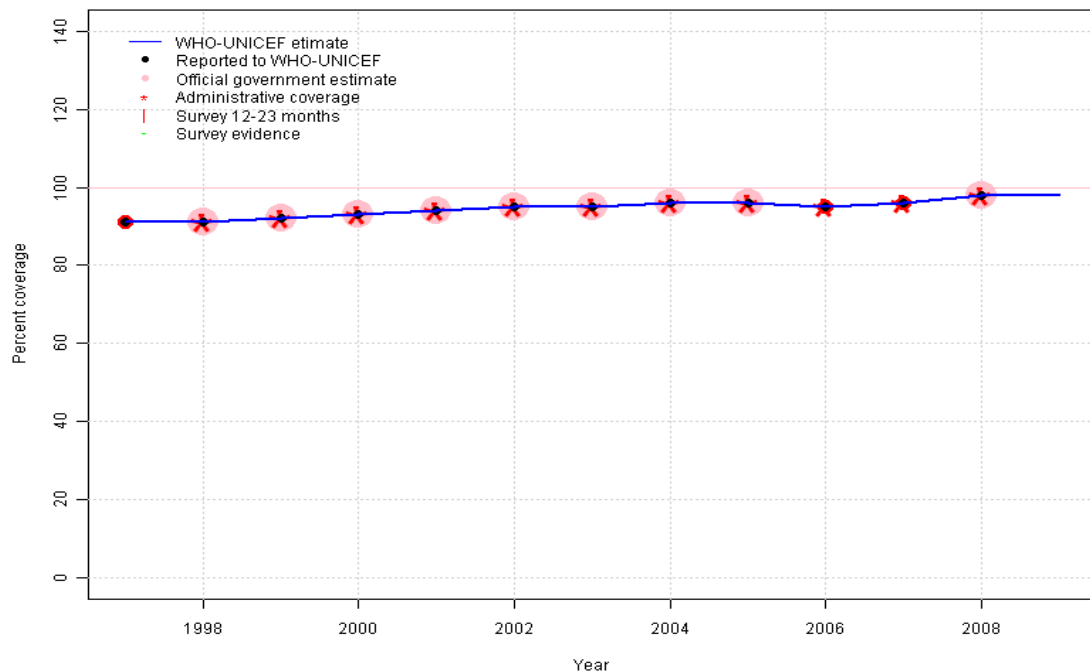
Description:

- 1997: Legacy estimate.
- 1998: Estimate based on reported data.
- 1999: Estimate based on reported data.
- 2000: Estimate based on reported data.
- 2001: Estimate based on reported data.
- 2002: Estimate based on reported data.
- 2003: Estimate based on reported data.
- 2004: Estimate based on reported data.
- 2005: Estimate based on reported data.
- 2006: Estimate based on reported data.
- 2007: Estimate based on reported data.
- 2008: Estimate based on reported data.
- 2009: Estimate based on trend in reported data. Missing or ignored reported value estimated by extrapolation from 2008 reported value of 96 percent.

	1997	1998	1999	2000	2001	2002	2003	2004	2005	2006	2007	2008	2009
Estimate	92	93	93	94	94	95	95	96	96	96	96	96	96
Reported	92	93	93	94	94	95	95	96	96	96	96	96	NA
Official	NA	NA	93	94	94	95	95	96	96	NA	NA	NA	NA
Administrative	NA	NA	93	94	94	95	95	96	96	96	96	96	NA
Survey	NA	NA	NA	NA	NA	NA	NA	NA	NA	NA	NA	NA	NA

Croatia - MCV

HRV - MCV



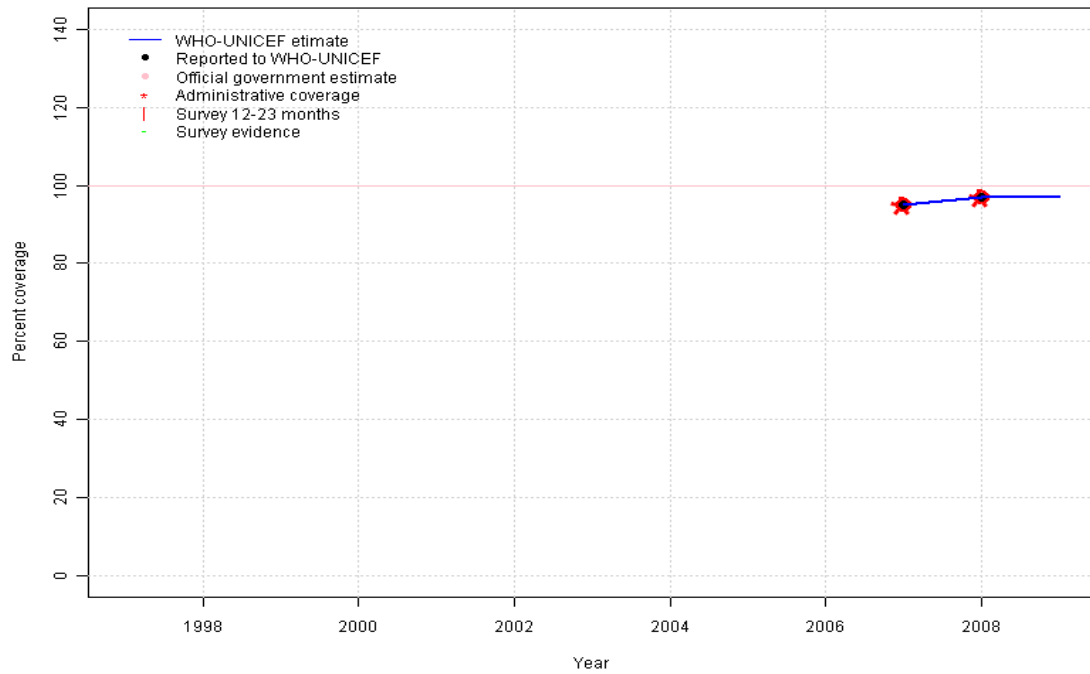
Description:

- 1997: Legacy estimate.
- 1998: Estimate based on reported data.
- 1999: Estimate based on reported data.
- 2000: Estimate based on reported data.
- 2001: Estimate based on reported data.
- 2002: Estimate based on reported data.
- 2003: Estimate based on reported data.
- 2004: Estimate based on reported data.
- 2005: Estimate based on reported data.
- 2006: Estimate based on reported data.
- 2007: Estimate based on reported data.
- 2008: Estimate based on reported data.
- 2009: Estimate based on trend in reported data. Missing or ignored reported value estimated by extrapolation from 2008 reported value of 98 percent.

	1997	1998	1999	2000	2001	2002	2003	2004	2005	2006	2007	2008	2009
Estimate	91	91	92	93	94	95	95	96	96	95	96	98	98
Reported	91	91	92	93	94	95	95	96	96	95	96	98	NA
Official	NA	91	92	93	94	95	95	96	96	NA	NA	98	NA
Administrative	NA	91	92	93	94	95	95	96	96	95	96	98	NA
Survey	NA	NA	NA	NA	NA	NA	NA	NA	NA	NA	NA	NA	NA

Croatia - HepB3

HRV - HepB3



Description:

2007: Estimate based on reported data. HepB introduced in 1999. Reporting started in 2007. Vaccine presentation is HepB .

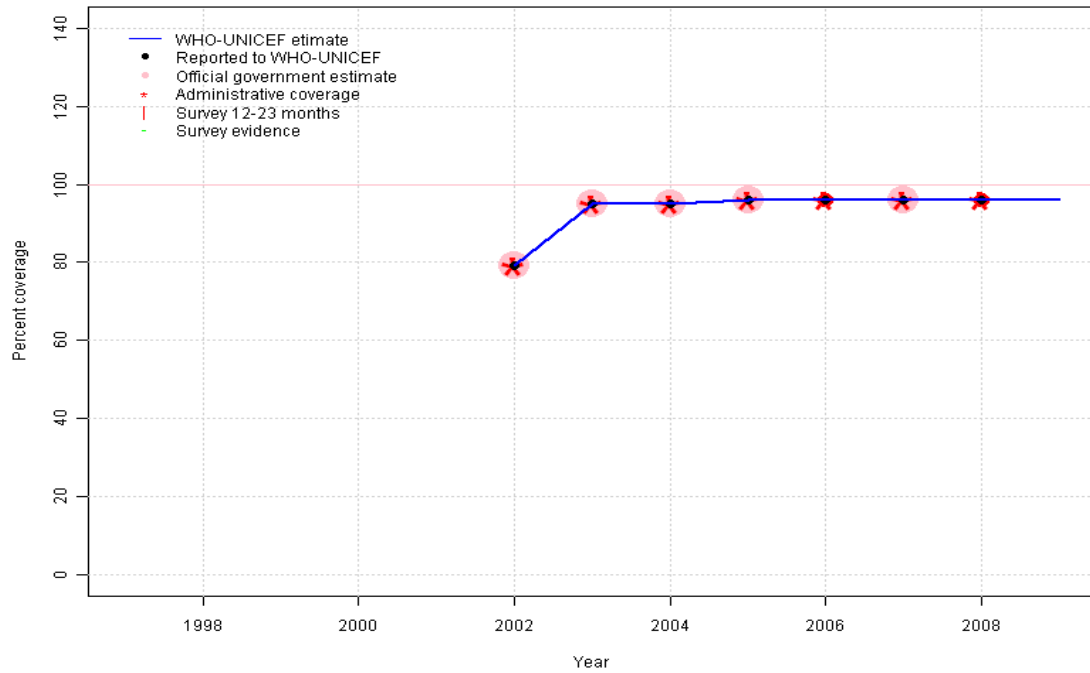
2008: Estimate based on reported data.

2009: Estimate based on reported data. Missing or ignored reported value estimated by extrapolation from 2008 reported value of 97 percent.

	1997	1998	1999	2000	2001	2002	2003	2004	2005	2006	2007	2008	2009
Estimate	NA	NA	NA	NA	NA	NA	NA	NA	NA	NA	95	97	97
Reported	NA	NA	NA	NA	NA	NA	NA	NA	NA	NA	95	97	NA
Official	NA	NA	NA	NA	NA	NA	NA	NA	NA	NA	NA	NA	NA
Administrative	NA	NA	NA	NA	NA	NA	NA	NA	NA	NA	95	97	NA
Survey	NA	NA	NA	NA	NA	NA	NA	NA	NA	NA	NA	NA	NA

Croatia - Hib3

HRV - Hib3

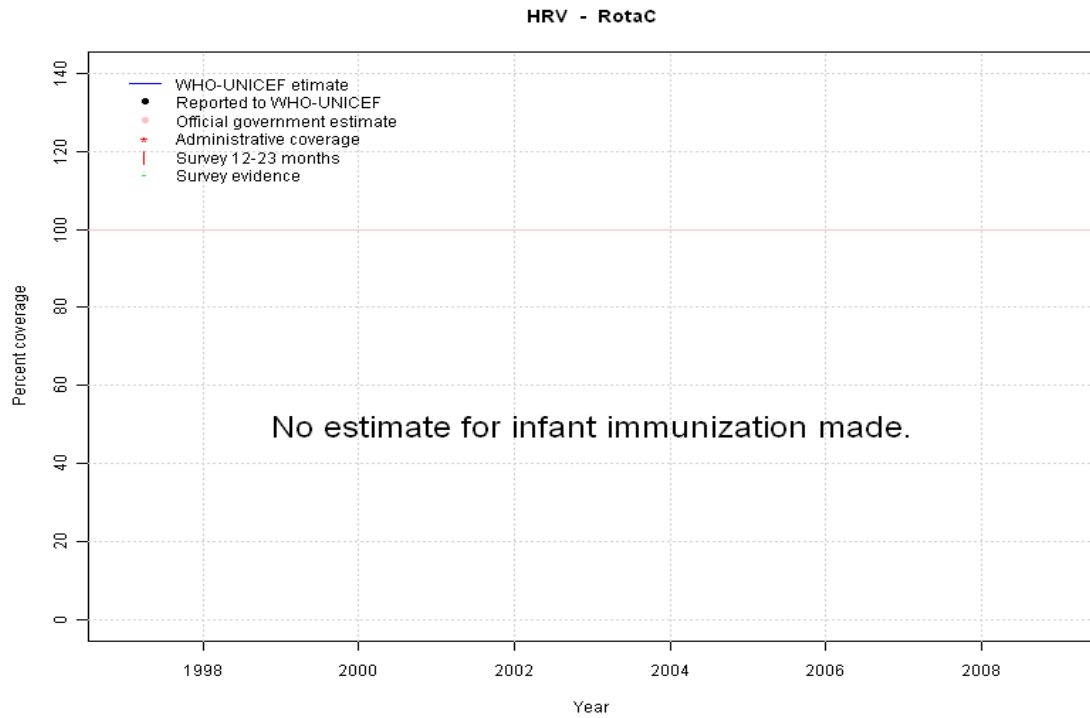


Description:

- 2002: Estimate based on reported data. Hib introduced in 2002
- 2003: Estimate based on reported data.
- 2004: Estimate based on reported data.
- 2005: Estimate based on reported data.
- 2006: Estimate based on reported data.
- 2007: Estimate based on reported data.
- 2008: Estimate based on reported data.
- 2009: Estimate based on reported data. Missing or ignored reported value estimated by extrapolation from 2008 reported value of 96 percent.

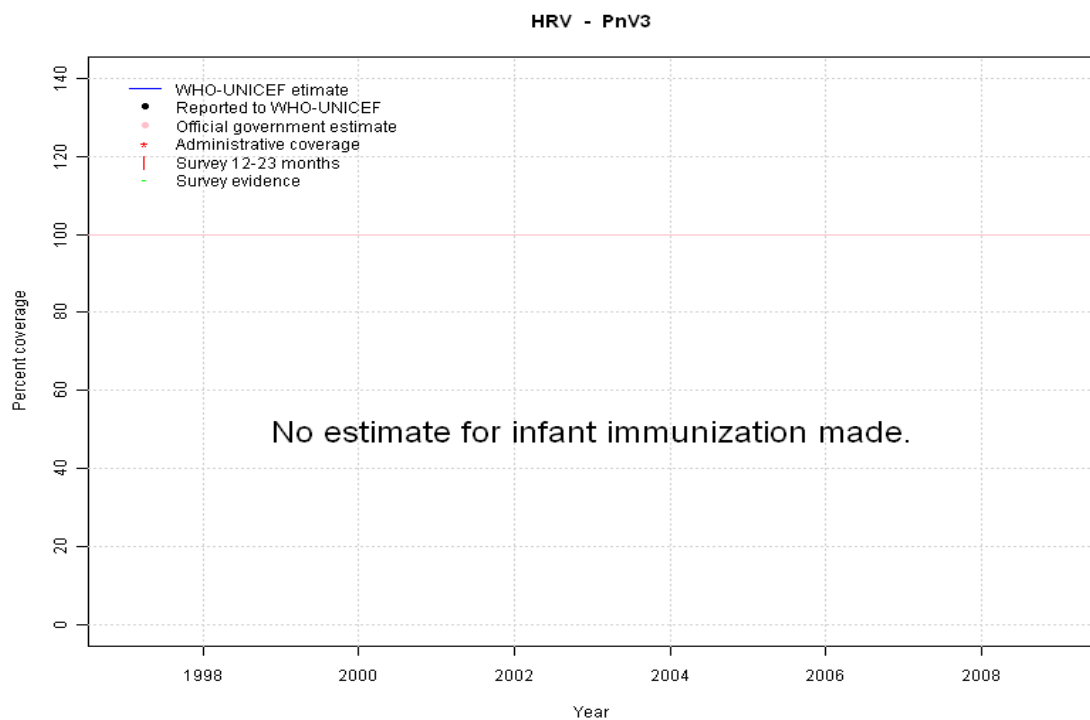
	1997	1998	1999	2000	2001	2002	2003	2004	2005	2006	2007	2008	2009
Estimate	NA	NA	NA	NA	NA	79	95	95	96	96	96	96	96
Reported	NA	NA	NA	NA	NA	79	95	95	96	96	96	96	NA
Official	NA	NA	NA	NA	NA	79	95	95	96	NA	96	NA	NA
Administrative	NA	NA	NA	NA	NA	79	95	95	96	96	96	96	NA
Survey	NA	NA	NA	NA	NA	NA	NA	NA	NA	NA	NA	NA	NA

Croatia - RotaC



	1997	1998	1999	2000	2001	2002	2003	2004	2005	2006	2007	2008	2009
Estimate	NA	NA	NA	NA	NA	NA	NA	NA	NA	NA	NA	NA	NA
Reported	NA	NA	NA	NA	NA	NA	NA	NA	NA	NA	NA	NA	NA
Official	NA	NA	NA	NA	NA	NA	NA	NA	NA	NA	NA	NA	NA
Administrative	NA	NA	NA	NA	NA	NA	NA	NA	NA	NA	NA	NA	NA
Survey	NA	NA	NA	NA	NA	NA	NA	NA	NA	NA	NA	NA	NA

Croatia - PnV3



	1997	1998	1999	2000	2001	2002	2003	2004	2005	2006	2007	2008	2009
Estimate	NA	NA	NA	NA	NA	NA	NA	NA	NA	NA	NA	NA	NA
Reported	NA	NA	NA	NA	NA	NA	NA	NA	NA	NA	NA	NA	NA
Official	NA	NA	NA	NA	NA	NA	NA	NA	NA	NA	NA	NA	NA
Administrative	NA	NA	NA	NA	NA	NA	NA	NA	NA	NA	NA	NA	NA
Survey	NA	NA	NA	NA	NA	NA	NA	NA	NA	NA	NA	NA	NA

Further information and estimates for 1980-1996 are available at:

http://www.childinfo.org/immunization_countryreports.html

http://www.who.int/immunization_monitoring/routine/immunization_coverage/en/index4.html