



Countdown to 2015

Maternal, Newborn & Child Survival

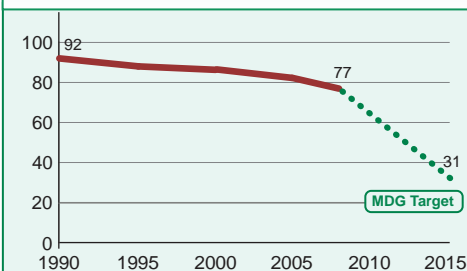
Gabon

DEMOGRAPHICS

Total population (000)	1,448 (2008)
Total under-five population (000)	182 (2008)
Births (000)	40 (2008)
Birth registration (%)	89 (2000)
Under-five mortality rate (per 1000 live births)	77 (2008)
Infant mortality rate (per 1000 live births)	57 (2008)
Neonatal mortality rate (per 1000 live births)	28 (2008)
Total under-five deaths (000)	3 (2008)
Maternal mortality ratio (per 100,000 live births)	520 (2005)
Lifetime risk of maternal death (1 in N)	53 (2005)
Total maternal deaths	220 (2005)

Under-five mortality rate

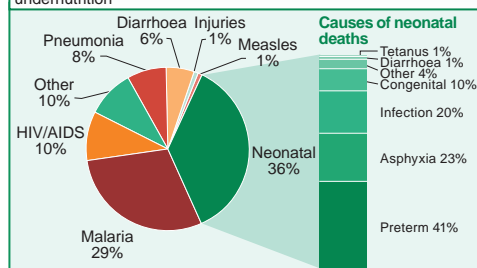
Deaths per 1000 live births



Source: IGME 2009

Causes of under-five deaths, 2008

Globally more than one third of child deaths are attributable to undernutrition



Source: WHO/CHERG 2010

Source: WHO/CHERG 2010

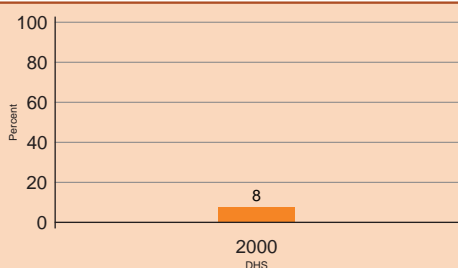
INTERVENTION COVERAGE FOR MOTHERS, NEWBORNS AND CHILDREN

NUTRITION

Stunting prevalence (moderate and severe, %)	25 (2000)	Complementary feeding rate (6-9 months, %)	62 (2000)
Wasting prevalence (moderate and severe, %)	4 (2000)	Low birthweight incidence (%)	14 (2000)

Underweight prevalence

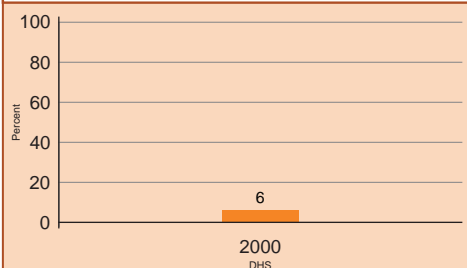
Percent children < 5 years underweight for age*



*Based on 2006 WHO reference population

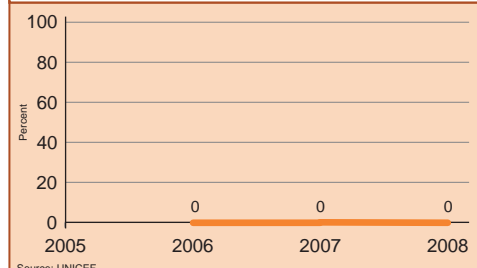
Exclusive breastfeeding

Percent infants < 6 months exclusively breastfed



Vitamin A supplementation

Percent children 6-59 months receiving two doses of vitamin A during calendar year

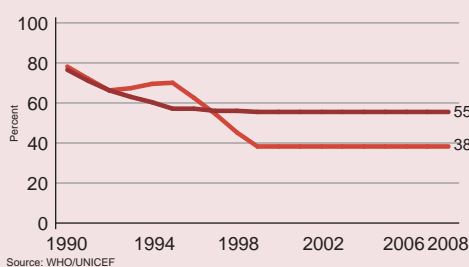


Source: UNICEF

CHILD HEALTH

Immunization

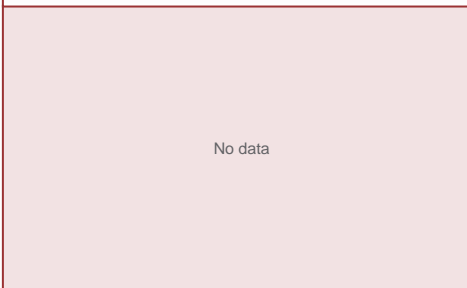
■ Percent of children immunised against measles
 ■ Percent of children immunised with 3 doses DPT
 ■ Percent of children immunised with 3 doses Hib



Source: WHO/UNICEF

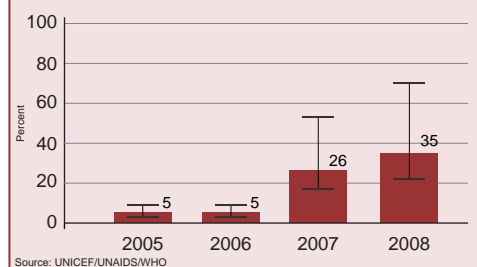
Malaria prevention

Percent children < 5 years sleeping under ITNs



Prevention of mother to child transmission of HIV

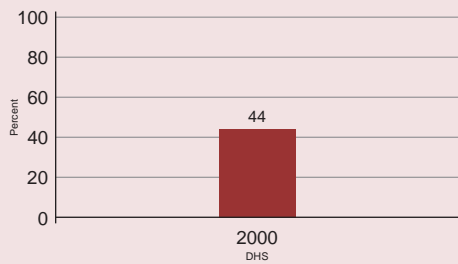
Percent HIV+ pregnant women receiving ARVs for PMTCT



Source: UNICEF/UNAIDS/WHO


Diarrhoeal disease treatment

Percent children < 5 years with diarrhoea receiving oral rehydration therapy or increased fluids, with continued feeding



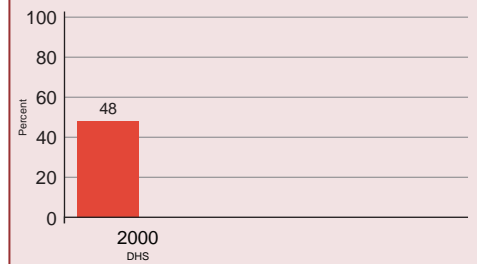
Malaria treatment

Percent febrile children < 5 years using antimalarials



Pneumonia treatment

■ Percent children < 5 years with suspected pneumonia taken to appropriate health provider
 ■ Percent children < 5 years with suspected pneumonia receiving antibiotics

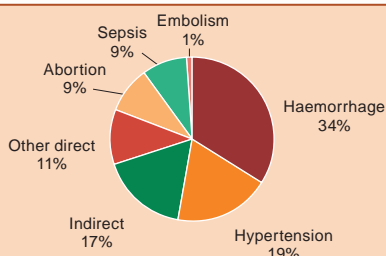


MATERNAL AND NEWBORN HEALTH

Adolescent birth rate (births per 1,000 women)	144 (1998)
Unmet need for family planning (%)	28 (2000)
Antenatal visits for woman (4 or more visits, %)	63 (2000)
Intermittent preventive treatment for malaria (%)	---
C-section rate (total, urban, rural; %) (Minimum target is 5% and maximum target is 15%)	6,6,4 (2000)
Early initiation of breastfeeding (within 1 hr of birth, %)	71 (2000)
Postnatal visit for baby (within 2 days for home births, %)	---

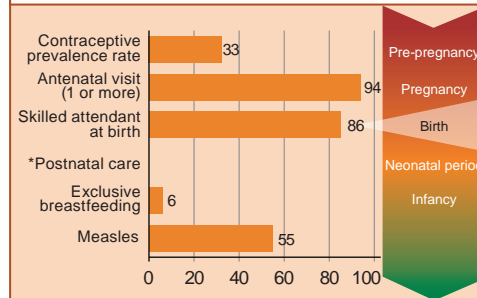
Causes of maternal deaths

Regional estimates for Sub-Saharan Africa, 1997-2007



Source: WHO 2010

Coverage along the continuum of care

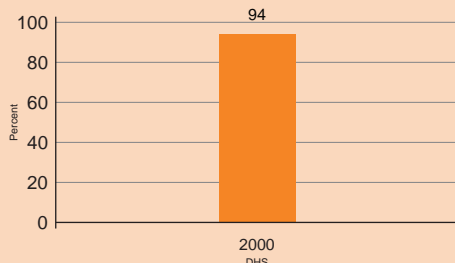


Source: DHS, MICS, Other NS

*See Annex for indicator definition

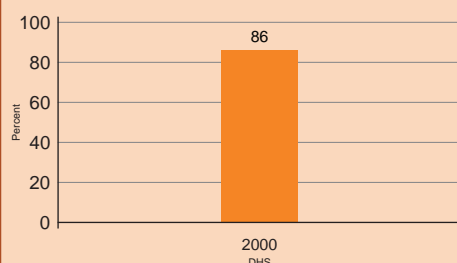
Antenatal care

Percent women aged 15-49 years attended at least once by a skilled health provider during pregnancy



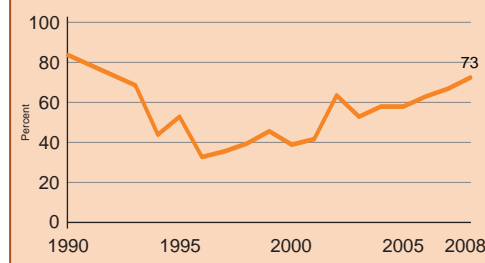
Skilled attendant at delivery

Percent live births attended by skilled health personnel



Neonatal tetanus protection

Percent of newborns protected against tetanus

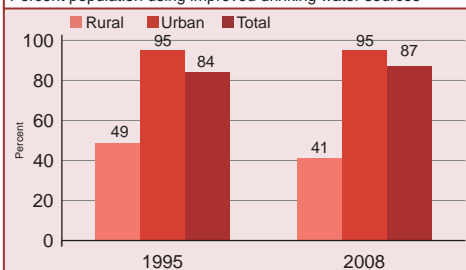


Source: WHO/UNICEF

WATER AND SANITATION

Water

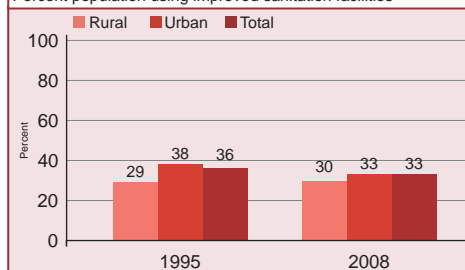
Percent population using improved drinking water sources



Source: WHO/UNICEF JMP, 2010

Sanitation

Percent population using improved sanitation facilities

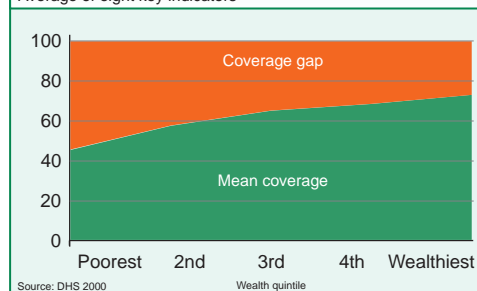


Source: WHO/UNICEF JMP, 2010

EQUITY

Coverage gap by wealth quintile

Average of eight key indicators



Source: DHS 2000

POLICIES

International Code of Marketing of Breastmilk Substitutes	Yes
New ORS formula and zinc for management of diarrhoea	Yes
Community treatment of pneumonia with antibiotics	Yes
IMCI adapted to cover newborns 0-1 week of age	Yes
Costed implementation plan(s) for maternal, newborn and child health available	Yes
Midwives be authorised to administer a core set of life saving interventions	Yes
Maternity protection in accordance with ILO Convention 183	Partial
Specific notification of maternal deaths	No

SYSTEMS

Financial Flows and Human Resources

Per capita total expenditure on health (US\$)	650 (2007)
General government expenditure on health as % of total government expenditure (%)	14 (2007)
Out-of-pocket expenditure as % of total expenditure on health (%)	36 (2007)
Density of health workers (per 10,000 population)	53.1 (2004)
Official Development Assistance to child health per child (US\$)	12 (2007)
Official Development Assistance to maternal and neonatal health per live birth (US\$)	37 (2007)
National availability of Emergency Obstetric Care services (% of recommended minimum)	123 (2001)

Gabon