



# Countdown to 2015

Maternal, Newborn & Child Survival

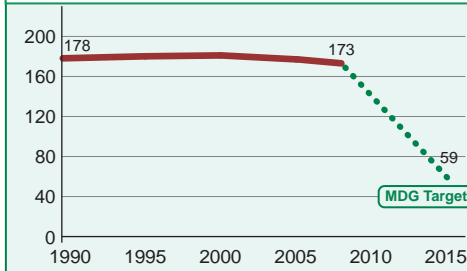
# Central African Republic

## DEMOGRAPHICS

Total population (000)	4,339 (2008)
Total under-five population (000)	656 (2008)
Births (000)	154 (2008)
Birth registration (%)	49 (2006)
Under-five mortality rate (per 1000 live births)	173 (2008)
Infant mortality rate (per 1000 live births)	115 (2008)
Neonatal mortality rate (per 1000 live births)	47 (2008)
Total under-five deaths (000)	26 (2008)
Maternal mortality ratio (per 100,000 live births)	980 (2005)
Lifetime risk of maternal death (1 in N)	25 (2005)
Total maternal deaths	1,500 (2005)

### Under-five mortality rate

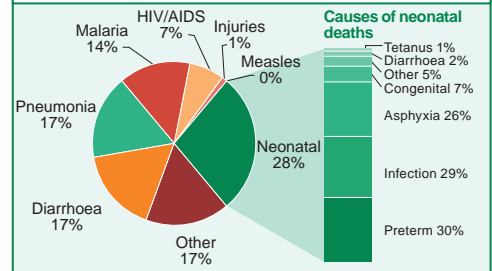
Deaths per 1000 live births



Source: IGME 2009

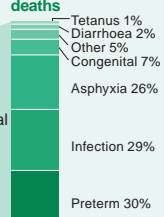
### Causes of under-five deaths, 2008

Globally more than one third of child deaths are attributable to undernutrition



Source: WHO/CHERG 2010

#### Causes of neonatal deaths



Source: WHO/CHERG 2010

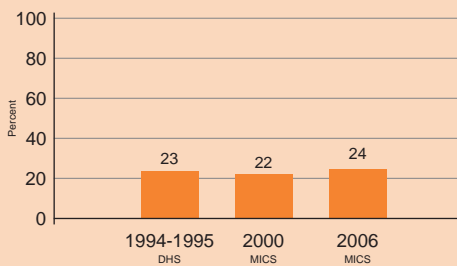
## INTERVENTION COVERAGE FOR MOTHERS, NEWBORNS AND CHILDREN

### NUTRITION

Stunting prevalence (moderate and severe, %)	43 (2006)	Complementary feeding rate (6-9 months, %)	55 (2006)
Wasting prevalence (moderate and severe, %)	12 (2006)	Low birthweight incidence (%)	13 (2006)

#### Underweight prevalence

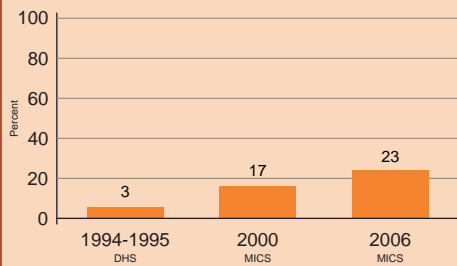
Percent children < 5 years underweight for age\*



\*Based on 2006 WHO reference population

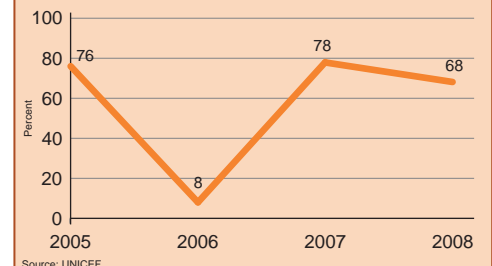
#### Exclusive breastfeeding

Percent infants < 6 months exclusively breastfed



#### Vitamin A supplementation

Percent children 6-59 months receiving two doses of vitamin A during calendar year

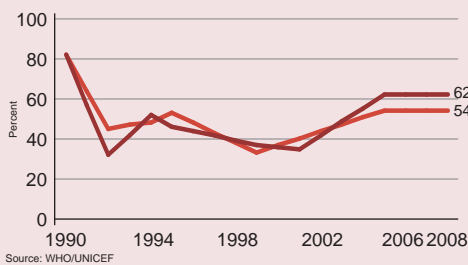


Source: UNICEF

## CHILD HEALTH

### Immunization

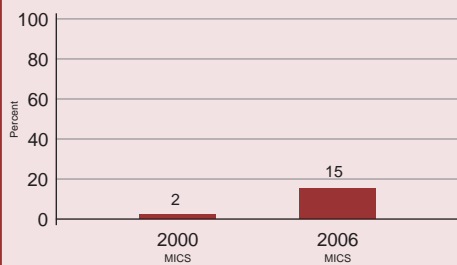
- Percent of children immunised against measles
- Percent of children immunised with 3 doses DPT
- Percent of children immunised with 3 doses Hib



Source: WHO/UNICEF

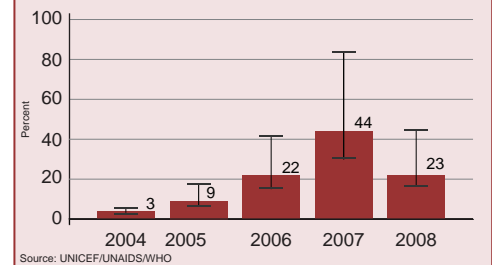
### Malaria prevention

Percent children < 5 years sleeping under ITNs



### Prevention of mother to child transmission of HIV

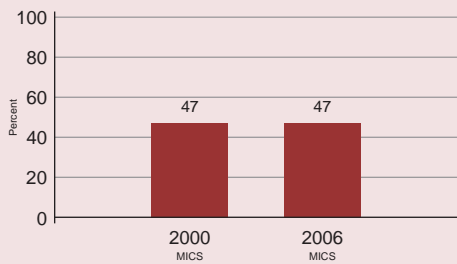
Percent HIV+ pregnant women receiving ARVs for PMTCT



Source: UNICEF/UNAIDS/WHO

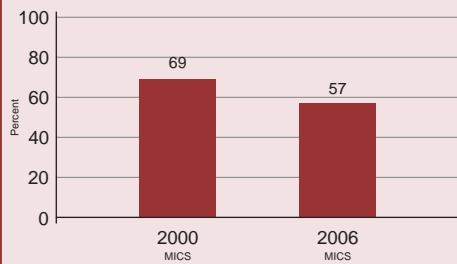
### Diarrhoeal disease treatment

Percent children < 5 years with diarrhoea receiving oral rehydration therapy or increased fluids, with continued feeding



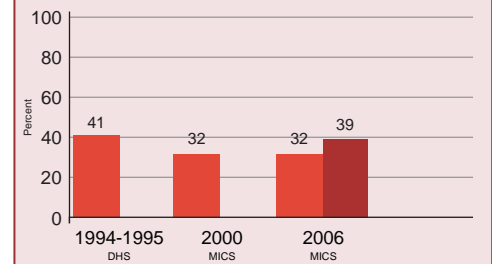
### Malaria treatment

Percent febrile children < 5 years using antimalarials



### Pneumonia treatment

- Percent children < 5 years with suspected pneumonia taken to appropriate health provider
- Percent children < 5 years with suspected pneumonia receiving antibiotics

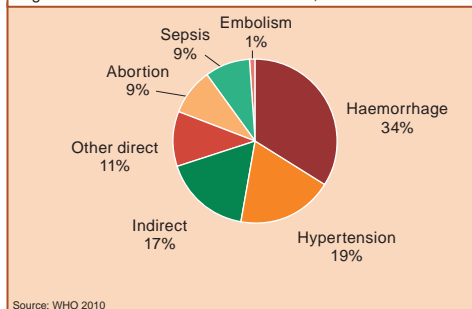


## MATERNAL AND NEWBORN HEALTH

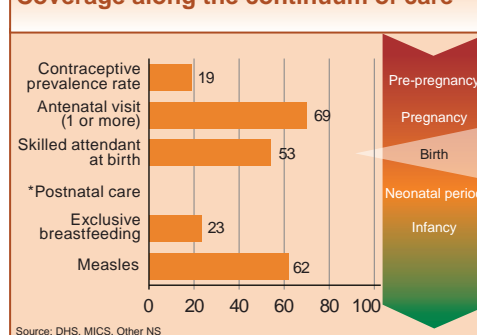
Adolescent birth rate (births per 1,000 women)	133	(2003)
Unmet need for family planning (%)	16	(1994-95)
Antenatal visits for woman (4 or more visits, %)	40	(1994-95)
Intermittent preventive treatment for malaria (%)	9	(2006)
C-section rate (total, urban, rural; %) (Minimum target is 5% and maximum target is 15%)	2, 2, 2	(1994-95)
Early initiation of breastfeeding (within 1 hr of birth, %)	39	(2006)
Postnatal visit for baby (within 2 days for home births, %)	---	

### Causes of maternal deaths

Regional estimates for Sub-Saharan Africa, 1997-2007

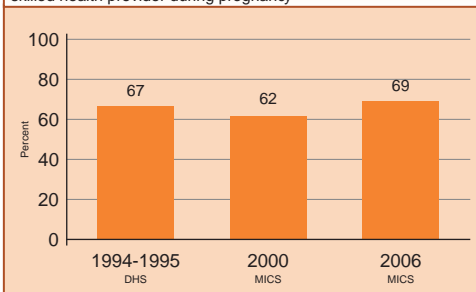


### Coverage along the continuum of care



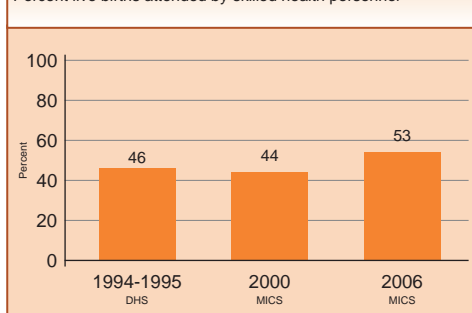
### Antenatal care

Percent women aged 15-49 years attended at least once by a skilled health provider during pregnancy



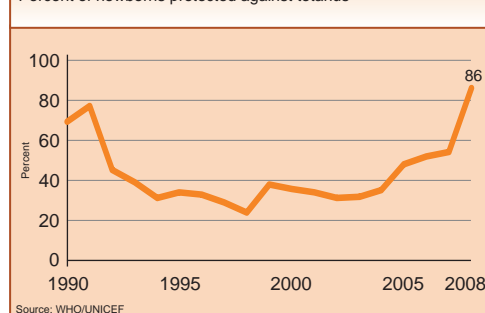
### Skilled attendant at delivery

Percent live births attended by skilled health personnel



### Neonatal tetanus protection

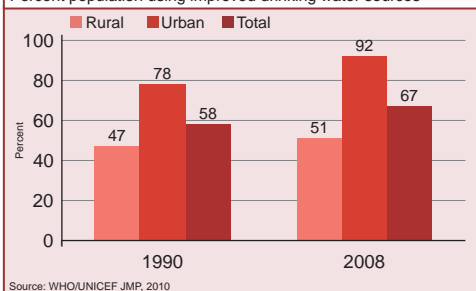
Percent of newborns protected against tetanus



## WATER AND SANITATION

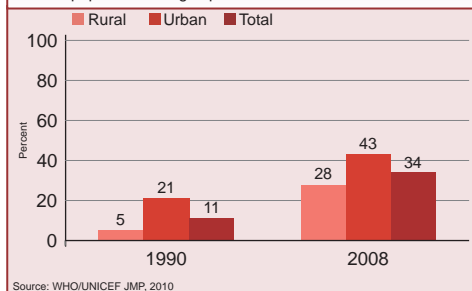
### Water

Percent population using improved drinking water sources



### Sanitation

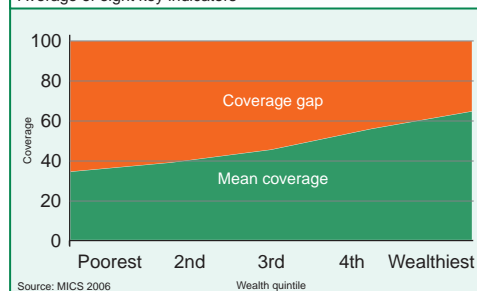
Percent population using improved sanitation facilities



## EQUITY

### Coverage gap by wealth quintile

Average of eight key indicators



## POLICIES

International Code of Marketing of Breastmilk Substitutes	No
New ORS formula and zinc for management of diarrhoea	No
Community treatment of pneumonia with antibiotics	No
IMCI adapted to cover newborns 0-1 week of age	Yes
Costed implementation plan(s) for maternal, newborn and child health available	Yes
Midwives be authorised to administer a core set of life saving interventions	Yes
Maternity protection in accordance with ILO Convention 183	Partial
Specific notification of maternal deaths	No

## SYSTEMS

### Financial Flows and Human Resources

Per capita total expenditure on health (US\$)	30	(2007)
General government expenditure on health as % of total government expenditure (%)	11	(2007)
Out-of-pocket expenditure as % of total expenditure on health (%)	62	(2007)
Density of health workers (per 10,000 population)	4.9	(2004)
Official Development Assistance to child health per child (US\$)	10	(2007)
Official Development Assistance to maternal and neonatal health per live birth (US\$)	23	(2007)
National availability of Emergency Obstetric Care services (% of recommended minimum)	---	

Central African Republic