

# Children and AIDS fact sheet: The former Yugoslav Republic of Macedonia

Estimated adult HIV prevalence rate

<0.1%

Source: UNAIDS, 2008

## PREVENT MOTHER-TO-CHILD TRANSMISSION OF HIV

Antenatal care coverage 94%

Source: Health Home Skopje, Institute for Mother and Child Health Protection, 2006

Estimated number of births per year 22,000

Source: UN Population Division, 2008

Estimated number of HIV+ pregnant women -

Number and % of HIV+ pregnant women receiving ARVs for PMTCT 0 -

Source: MOH, 2008

## PROVIDE PAEDIATRIC HIV TREATMENT

Estimated number of children living with HIV -

Number and % of infants born to HIV+ women receiving cotrimoxazole prophylaxis within 2 months of birth 0 -

Source: MOH, 2008

Number and % of infants born to HIV+ women receiving a virological test for HIV diagnosis within 2 months of birth 0 -

Source: MOH, 2008

Estimated number of children in need of ART -

Number and % of children in need receiving ART 1 -

Source: MOH, 2008

## PREVENT INFECTION AMONG ADOLESCENTS AND YOUNG PEOPLE

Estimated HIV prevalence among young people aged 15–24 M: - F: -

HIV prevalence among most-at-risk populations FSW: 0.0% IDU: 0.8%

Source: UNAIDS, 2008

Knowledge of HIV prevention among young people aged 15–24 M: - F: 26.6%

Source: MICS, 2005–2006

Sex before age 15 among young people aged 15–19 M: - F: 0.6%

Source: MICS, 2005–2006

% of young people aged 15–24 who had sex with more than one partner in the last 12 months M: - F: 1.1%

Source: MICS, 2005–2006

Condom use at last sex among young people aged 15–24 with multiple partners M: - F: 36.2%

Source: MICS, 2005–2006

% of sex workers who used a condom with their most recent client M: 93% F: 75%

Source: UNAIDS, 2008

% of IDUs who used sterile equipment at last injection 73%

Source: UNAIDS, 2008

% of men who used a condom the last time they had sex with a male partner 56%

Source: UNAIDS, 2008

## PROTECT AND SUPPORT CHILDREN AFFECTED BY HIV AND AIDS

Estimated number of children orphaned by all causes -

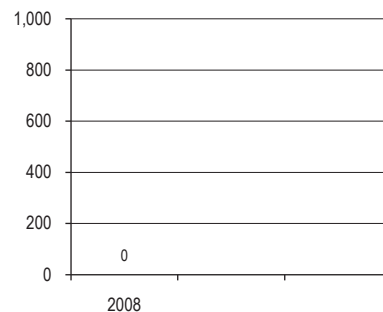
Estimated number of children orphaned by AIDS -

Estimated number of double orphans by all causes -

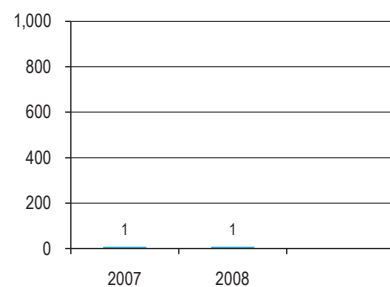
Orphan school attendance ratio -

% of orphans receiving external support -

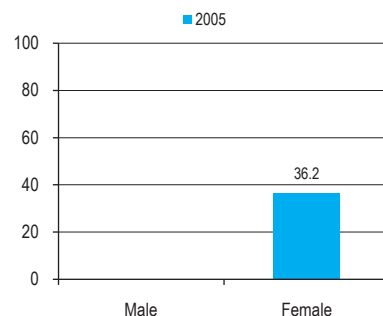
Number of HIV+ pregnant women receiving ARVs for PMTCT



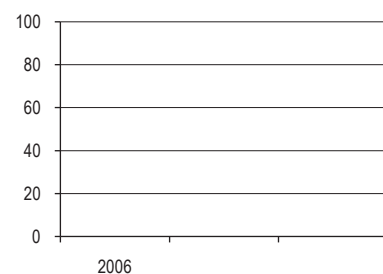
Number of children in need receiving ART




% of young people aged 15–24 with multiple partners and who used a condom at last sex



HIV prevalence among female sex workers (%)



Orphan school attendance ratio



M/F = male/female; FSW = female sex workers; IDU = injecting drug users. Dash (-) means data not available.

\* Represents the uncertainty range around the estimates.