

Children and AIDS fact sheet: Tajikistan

Estimated adult HIV prevalence rate 0.3%

Source: UNAIDS, 2008

PREVENT MOTHER-TO-CHILD TRANSMISSION OF HIV

| | |
|--|---------|
| Antenatal care coverage | 89% |
| Source: Living Standards Measurement Survey, 2007 | |
| Estimated number of births per year | 193,000 |
| Source: UN Population Division, 2008 | |
| Estimated number of HIV+ pregnant women | – |
| Number and % of HIV+ pregnant women receiving ARVs for PMTCT | 21 – |
| Source: MOH, 2008 | |

PROVIDE PAEDIATRIC HIV TREATMENT

| | |
|--|-----|
| Estimated number of children living with HIV | – |
| Number and % of infants born to HIV+ women receiving cotrimoxazole prophylaxis within 2 months of birth | 1 – |
| Source: MOH, 2007 | |
| Number and % of infants born to HIV+ women receiving a virological test for HIV diagnosis within 2 months of birth | 1 – |
| Source: MOH, 2007 | |
| Estimated number of children in need of ART | – |
| Source: UNAIDS/WHO, 2009 | |
| Number and % of children in need receiving ART | 4 – |
| Source: MOH, 2008 | |

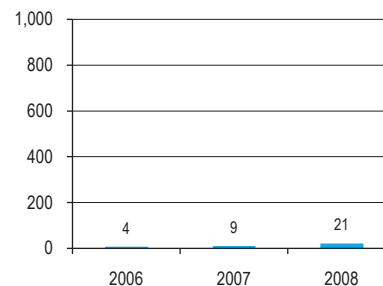
PREVENT INFECTION AMONG ADOLESCENTS AND YOUNG PEOPLE

| | | |
|---|-----------|------------|
| Estimated HIV prevalence among young people aged 15–24 | M: 0.4% | F: 0.1% |
| Source: UNAIDS, 2008 | | |
| HIV prevalence among most-at-risk populations | FSW: 3.7% | IDU: 23.5% |
| Source: UNAIDS, 2008 | | |
| Knowledge of HIV prevention among young people aged 15–24 | M: – | F: 2.3% |
| Source: MICS, 2005 | | |
| Sex before age 15 among young people aged 15–19 | M: – | F: – |
| % of young people aged 15–24 who had sex with more than one partner in the last 12 months | M: – | F: – |
| Condom use at last sex among young people aged 15–24 with multiple partners | M: – | F: – |
| % of sex workers who used a condom with their most recent client | M: – | F: 75% |
| Source: UNAIDS, 2008 | | |
| % of IDUs who used sterile equipment at last injection | | 32% |
| Source: UNAIDS, 2008 | | |
| % of men who used a condom the last time they had sex with a male partner | | – |

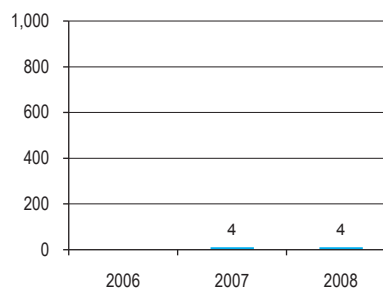
PROTECT AND SUPPORT CHILDREN AFFECTED BY HIV AND AIDS

| | |
|---|---------|
| Estimated number of children orphaned by all causes | 210,000 |
| Source: UNAIDS, 2008 | |
| Estimated number of children orphaned by AIDS | – |
| Estimated number of double orphans by all causes | 12,000 |
| Source: UNAIDS, 2008 | |
| Orphan school attendance ratio | – |
| % of orphans receiving external support | – |

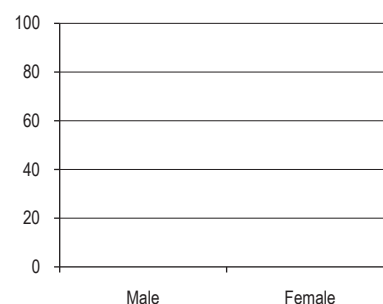
Number of HIV+ pregnant women receiving ARVs for PMTCT



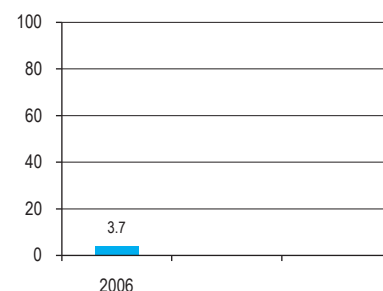
Number of children in need receiving ART




% of young people aged 15–24 with multiple partners and who used a condom at last sex



HIV prevalence among female sex workers (%)



Orphan school attendance ratio



M/F = male/female; FSW = female sex workers; IDU = injecting drug users. Dash (–) means data not available.
* Represents the uncertainty range around the estimates.