

Children and AIDS fact sheet: Swaziland

Estimated adult HIV prevalence rate 26.1%

Source: UNAIDS, 2008

PREVENT MOTHER-TO-CHILD TRANSMISSION OF HIV

Antenatal care coverage Source: DHS, 2006–2007	85%
Estimated number of births per year Source: UN Population Division, 2008	35,000
Estimated number of HIV+ pregnant women Source: UNAIDS/WHO, 2009	9,700 [6,000 – 12,000]*
Number and % of HIV+ pregnant women receiving ARVs for PMTCT Source: MOH, 2008	10,811 >95% [87% – >95%]*

PROVIDE PAEDIATRIC HIV TREATMENT

Estimated number of children living with HIV Source: UNAIDS, 2008	15,000
Number and % of infants born to HIV+ women receiving cotrimoxazole prophylaxis within 2 months of birth Source: MOH, 2008	8,238 85%
Number and % of infants born to HIV+ women receiving a virological test for HIV diagnosis within 2 months of birth Source: MOH, 2008	2,925 30%
Estimated number of children in need of ART Source: UNAIDS/WHO, 2009	3,200 [2,000 – 4,100]*
Number and % of children in need receiving ART Source: MOH, 2008	2,897 89% [70% – >95%]*

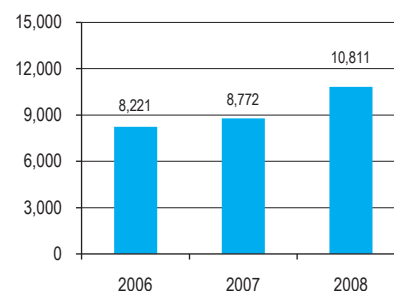
PREVENT INFECTION AMONG ADOLESCENTS AND YOUNG PEOPLE

Estimated HIV prevalence among young people aged 15–24 Source: UNAIDS, 2008	M: 5.8%	F: 22.6%
HIV prevalence among most-at-risk populations	FSW: –	IDU: –
Knowledge of HIV prevention among young people aged 15–24 Source: DHS, 2006–2007	M: 52.3%	F: 52.1%
Sex before age 15 among young people aged 15–19 Source: DHS, 2006–2007	M: 4.9%	F: 7.4%
% of young people aged 15–24 who had sex with more than one partner in the last 12 months Source: DHS, 2006–2007	M: 9.8%	F: 2.1%
Condom use at last sex among young people aged 15–24 with multiple partners Source: DHS, 2006–2007	M: 66.7%	F: 50.7%
% of sex workers who used a condom with their most recent client Source: UNAIDS, 2008	M: –	F: 98%
% of IDUs who used sterile equipment at last injection		–
% of men who used a condom the last time they had sex with a male partner		–

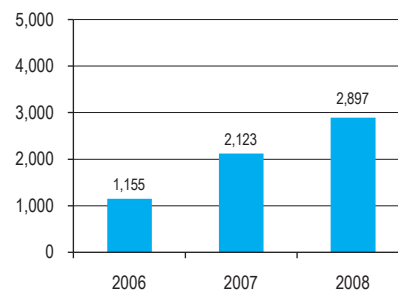
PROTECT AND SUPPORT CHILDREN AFFECTED BY HIV AND AIDS

Estimated number of children orphaned by all causes Source: UNAIDS, 2008	96,000
Estimated number of children orphaned by AIDS Source: UNAIDS, 2008	56,000
Estimated number of double orphans by all causes Source: UNAIDS, 2008	37,000
Orphan school attendance ratio Source: DHS, 2006–2007	0.97
% of orphans receiving external support Source: DHS, 2006–2007	41.2%

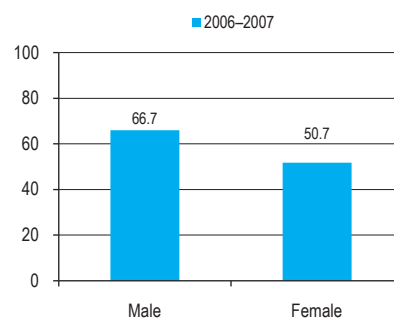
Number of HIV+ pregnant women receiving ARVs for PMTCT




Number of children in need receiving ART



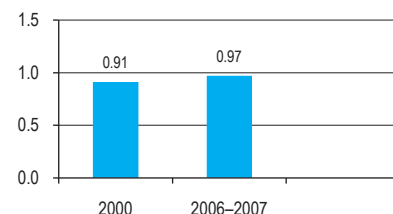
% of young people aged 15–24 with multiple partners and who used a condom at last sex



HIV prevalence among female sex workers (%)



Orphan school attendance ratio



M/F = male/female; FSW = female sex workers; IDU = injecting drug users. Dash (–) means data not available.
* Represents the uncertainty range around the estimates.