

Children and AIDS fact sheet: Suriname

Estimated adult HIV prevalence rate

2.4%

Source: UNAIDS, 2008

PREVENT MOTHER-TO-CHILD TRANSMISSION OF HIV

Antenatal care coverage 90%

Source: MICS, 2006

Estimated number of births per year 10,000

Source: UN Population Division, 2008

Estimated number of HIV+ pregnant women <100

Source: UNAIDS/WHO, 2009

[<100 – <200]*

Number and % of HIV+ pregnant women receiving ARVs for PMTCT 35 –

Source: MOH, 2006

[22% – >95%]*

PROVIDE PAEDIATRIC HIV TREATMENT

Estimated number of children living with HIV <200

Source: UNAIDS, 2008

Number and % of infants born to HIV+ women receiving cotrimoxazole prophylaxis within 2 months of birth – –

Number and % of infants born to HIV+ women receiving a virological test for HIV diagnosis within 2 months of birth – –

Estimated number of children in need of ART –

Source: UNAIDS/WHO, 2009

[<100 – <200]*

Number and % of children in need receiving ART 58 –

Source: MOH, 2007

[48% – >95%]*

PREVENT INFECTION AMONG ADOLESCENTS AND YOUNG PEOPLE

Estimated HIV prevalence among young people aged 15–24 M: 2.7% F: 1.4%

Source: UNAIDS, 2008

HIV prevalence among most-at-risk populations FSW: 24.1% IDU: –

Source: UNAIDS, 2008

Knowledge of HIV prevention among young people aged 15–24 M: – F: 41.0%

Source: MICS, 2006

Sex before age 15 among young people aged 15–19 M: – F: 9.2%

Source: MICS, 2006

% of young people aged 15–24 who had sex with more than one partner in the last 12 months M: – F: 3.4%

Source: MICS, 2006

Condom use at last sex among young people aged 15–24 with multiple partners M: – F: 79.8%

Source: MICS, 2006

% of sex workers who used a condom with their most recent client M: 79% F: 68%

Source: UNAIDS, 2008

% of IDUs who used sterile equipment at last injection –

% of men who used a condom the last time they had sex with a male partner 89%

Source: UNAIDS, 2008

PROTECT AND SUPPORT CHILDREN AFFECTED BY HIV AND AIDS

Estimated number of children orphaned by all causes 8,900

Source: UNAIDS, 2008

Estimated number of children orphaned by AIDS –

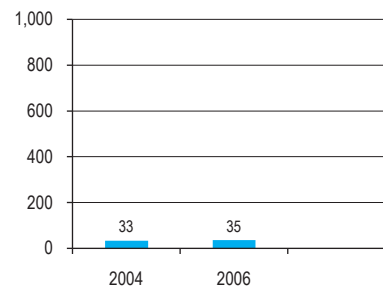
Estimated number of double orphans by all causes <500

Source: UNAIDS, 2008

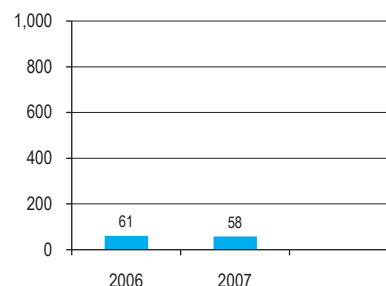
Orphan school attendance ratio –

% of orphans receiving external support –

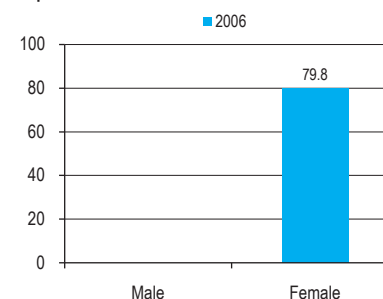
Number of HIV+ pregnant women receiving ARVs for PMTCT



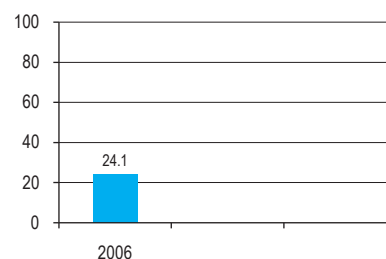
Number of children in need receiving ART




% of young people aged 15–24 with multiple partners and who used a condom at last sex



HIV prevalence among female sex workers (%)



Orphan school attendance ratio



M/F = male/female; FSW = female sex workers; IDU = injecting drug users. Dash (–) means data not available.
* Represents the uncertainty range around the estimates.