

Children and AIDS fact sheet: Republic of the Congo

Estimated adult HIV prevalence rate 3.5%

Source: UNAIDS, 2008

PREVENT MOTHER-TO-CHILD TRANSMISSION OF HIV

Antenatal care coverage <small>Source: DHS, 2005</small>	86%
Estimated number of births per year <small>Source: UN Population Division, 2008</small>	125,000
Estimated number of HIV+ pregnant women <small>Source: UNAIDS/WHO, 2009</small>	4,300 [2,200 – 6,300]*
Number and % of HIV+ pregnant women receiving ARVs for PMTCT <small>Source: MOH, 2008</small>	438 10% [7% – 20%]*

PROVIDE PAEDIATRIC HIV TREATMENT

Estimated number of children living with HIV <small>Source: UNAIDS, 2008</small>	6,600
Number and % of infants born to HIV+ women receiving cotrimoxazole prophylaxis within 2 months of birth	– –
Number and % of infants born to HIV+ women receiving a virological test for HIV diagnosis within 2 months of birth	– –
Estimated number of children in need of ART <small>Source: UNAIDS/WHO, 2009</small>	2,300 [1,100 – 3,500]*
Number and % of children in need receiving ART <small>Source: MOH, 2008</small>	488 21% [14% – 44%]*

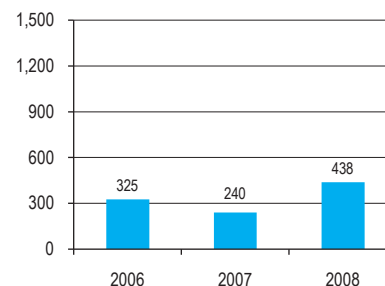
PREVENT INFECTION AMONG ADOLESCENTS AND YOUNG PEOPLE

Estimated HIV prevalence among young people aged 15–24 <small>Source: UNAIDS, 2008</small>	M: 0.8%	F: 2.3%
HIV prevalence among most-at-risk populations	FSW: –	IDU: –
Knowledge of HIV prevention among young people aged 15–24 <small>Source: DHS, 2005</small>	M: 35.3%	F: 25.6%
Sex before age 15 among young people aged 15–19 <small>Source: DHS, 2005</small>	M: 25.3%	F: 23.5%
% of young people aged 15–24 who had sex with more than one partner in the last 12 months <small>Source: DHS, 2005</small>	M: 19.9%	F: 9.8%
Condom use at last sex among young people aged 15–24 with multiple partners <small>Source: DHS, 2005</small>	M: 36.5%	F: 22.2%
% of sex workers who used a condom with their most recent client	M: –	F: –
% of IDUs who used sterile equipment at last injection		–
% of men who used a condom the last time they had sex with a male partner <small>Source: UNAIDS, 2008</small>		23%

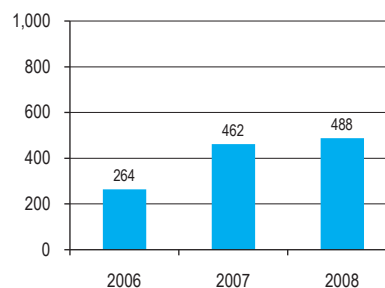
PROTECT AND SUPPORT CHILDREN AFFECTED BY HIV AND AIDS

Estimated number of children orphaned by all causes <small>Source: UNAIDS, 2008</small>	210,000
Estimated number of children orphaned by AIDS <small>Source: UNAIDS, 2008</small>	69,000
Estimated number of double orphans by all causes <small>Source: UNAIDS, 2008</small>	31,000
Orphan school attendance ratio <small>Source: DHS, 2005</small>	0.88
% of orphans receiving external support	–

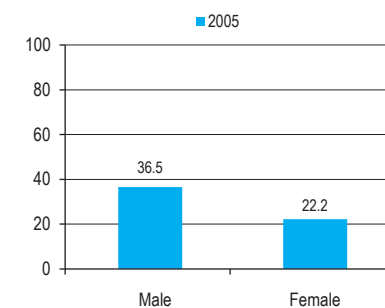
Number of HIV+ pregnant women receiving ARVs for PMTCT




Number of children in need receiving ART



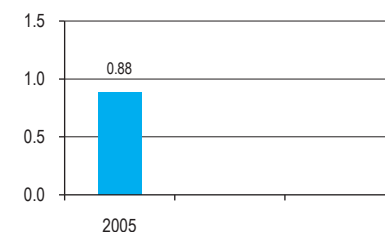
% of young people aged 15–24 with multiple partners and who used a condom at last sex



HIV prevalence among female sex workers (%)



Orphan school attendance ratio



M/F = male/female; FSW = female sex workers; IDU = injecting drug users. Dash (–) means data not available.
* Represents the uncertainty range around the estimates.