

Children and AIDS fact sheet: Peru

Estimated adult HIV prevalence rate

0.5%

Source: UNAIDS, 2008

PREVENT MOTHER-TO-CHILD TRANSMISSION OF HIV

Antenatal care coverage Source: DHS, 2004–2006	91%
Estimated number of births per year Source: UN Population Division, 2008	609,000
Estimated number of HIV+ pregnant women Source: UNAIDS/WHO, 2009	<1,000 [<500 – 1,600]*
Number and % of HIV+ pregnant women receiving ARVs for PMTCT Source: MOH, 2008	477 [29% – >95%]*

PROVIDE PAEDIATRIC HIV TREATMENT

Estimated number of children living with HIV	–
Number and % of infants born to HIV+ women receiving cotrimoxazole prophylaxis within 2 months of birth	–
Number and % of infants born to HIV+ women receiving a virological test for HIV diagnosis within 2 months of birth	–
Estimated number of children in need of ART Source: UNAIDS/WHO, 2009	<500 [<200 – <1,000]*
Number and % of children in need receiving ART Source: MOH, 2008	426 [58% – >95%]*

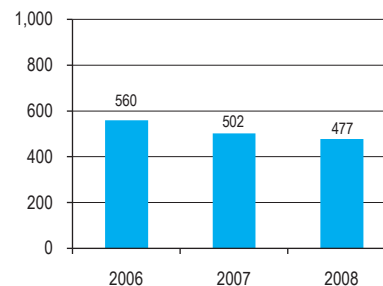
PREVENT INFECTION AMONG ADOLESCENTS AND YOUNG PEOPLE

Estimated HIV prevalence among young people aged 15–24 Source: UNAIDS, 2008	M: 0.5%	F: 0.3%
HIV prevalence among most-at-risk populations Source: UNAIDS, 2008	FSW: 0.5%	IDU: –
Knowledge of HIV prevention among young people aged 15–24 Source: DHS, 2007	M: –	F: 18.7%
Sex before age 15 among young people aged 15–19 Source: DHS, 2007	M: –	F: 4.8%
% of young people aged 15–24 who had sex with more than one partner in the last 12 months Source: DHS, 2007	M: –	F: 1.4%
Condom use at last sex among young people aged 15–24 with multiple partners Source: DHS, 2007	M: –	F: 38.0%
% of sex workers who used a condom with their most recent client Source: UNAIDS, 2008	M: 42%	F: 96%
% of IDUs who used sterile equipment at last injection	–	–
% of men who used a condom the last time they had sex with a male partner Source: UNAIDS, 2008	–	47%

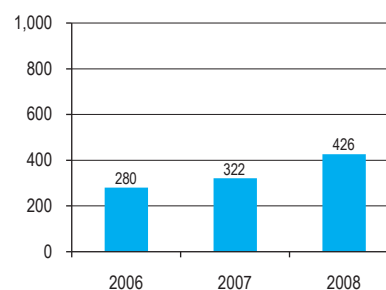
PROTECT AND SUPPORT CHILDREN AFFECTED BY HIV AND AIDS

Estimated number of children orphaned by all causes Source: UNAIDS, 2008	570,000
Estimated number of children orphaned by AIDS	–
Estimated number of double orphans by all causes Source: UNAIDS, 2008	25,000
Orphan school attendance ratio	–
% of orphans receiving external support	–

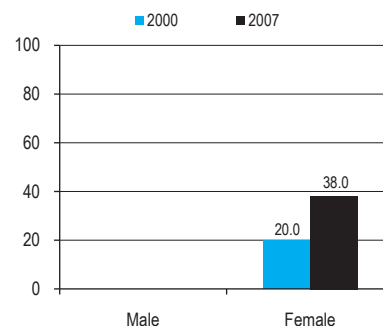
Number of HIV+ pregnant women receiving ARVs for PMTCT



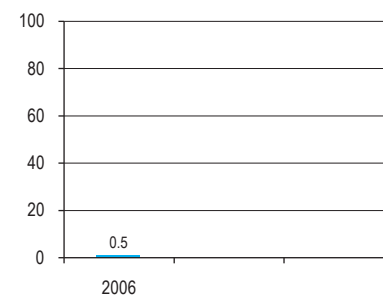
Number of children in need receiving ART




% of young people aged 15–24 with multiple partners and who used a condom at last sex



HIV prevalence among female sex workers (%)



Orphan school attendance ratio



M/F = male/female; FSW = female sex workers; IDU = injecting drug users. Dash (–) means data not available.
* Represents the uncertainty range around the estimates.