

# Children and AIDS fact sheet: Panama

Estimated adult HIV prevalence rate

1.0%

Source: UNAIDS, 2008

## PREVENT MOTHER-TO-CHILD TRANSMISSION OF HIV

Antenatal care coverage		–
Estimated number of births per year		70,000
Source: UN Population Division, 2008		
Estimated number of HIV+ pregnant women		<500
Source: UNAIDS/WHO, 2009		[<100 – <1,000]*
Number and % of HIV+ pregnant women receiving ARVs for PMTCT	71	–
Source: MOH, 2007		[13% – >95%]*

## PROVIDE PAEDIATRIC HIV TREATMENT

Estimated number of children living with HIV		–
Number and % of infants born to HIV+ women receiving cotrimoxazole prophylaxis within 2 months of birth	62	28%
Source: MOH, 2008		
Number and % of infants born to HIV+ women receiving a virological test for HIV diagnosis within 2 months of birth	–	–
Estimated number of children in need of ART		<200
Source: UNAIDS/WHO, 2009		[<100 – <500]*
Number and % of children in need receiving ART	267	–
Source: MOH, 2008		[90% – >95%]*

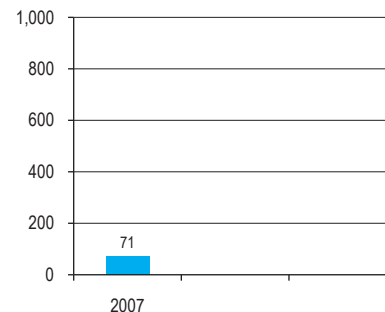
## PREVENT INFECTION AMONG ADOLESCENTS AND YOUNG PEOPLE

Estimated HIV prevalence among young people aged 15–24	M: 1.1%	F: 0.6%
Source: UNAIDS, 2008		
HIV prevalence among most-at-risk populations	FSW: –	IDU: –
Knowledge of HIV prevention among young people aged 15–24	M: –	F: –
Sex before age 15 among young people aged 15–19	M: –	F: –
% of young people aged 15–24 who had sex with more than one partner in the last 12 months	M: –	F: –
Condom use at last sex among young people aged 15–24 with multiple partners	M: –	F: –
% of sex workers who used a condom with their most recent client	M: 64%	F: 84%
Source: UNAIDS, 2008		
% of IDUs who used sterile equipment at last injection		–
% of men who used a condom the last time they had sex with a male partner		86%
Source: UNAIDS, 2008		

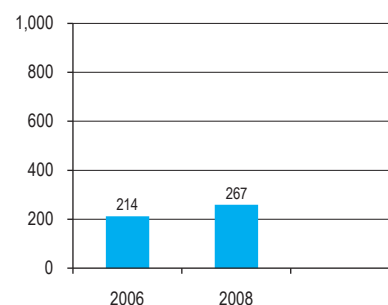
## PROTECT AND SUPPORT CHILDREN AFFECTED BY HIV AND AIDS

Estimated number of children orphaned by all causes	48,000
Source: UNAIDS, 2008	
Estimated number of children orphaned by AIDS	–
Estimated number of double orphans by all causes	1,200
Source: UNAIDS, 2008	
Orphan school attendance ratio	–
% of orphans receiving external support	–

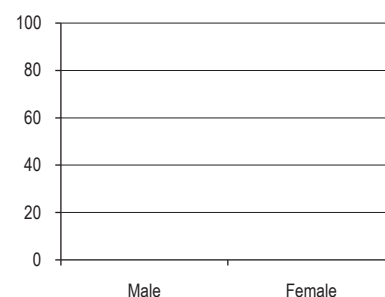
Number of HIV+ pregnant women receiving ARVs for PMTCT



Number of children in need receiving ART




% of young people aged 15–4 with multiple partners and who used a condom at last sex



HIV prevalence among female sex workers (%)



Orphan school attendance ratio



M/F = male/female; FSW = female sex workers; IDU = injecting drug users. Dash (–) means data not available.  
\* Represents the uncertainty range around the estimates.