

Children and AIDS fact sheet: Oman

Estimated adult HIV prevalence rate

–

PREVENT MOTHER-TO-CHILD TRANSMISSION OF HIV

Antenatal care coverage	–
Estimated number of births per year	61,000
<small>Source: UN Population Division, 2008</small>	
Estimated number of HIV+ pregnant women	<100
<small>Source: UNAIDS/WHO, 2009</small>	[<100]*
Number and % of HIV+ pregnant women receiving ARVs for PMTCT	4
<small>Source: MOH, 2008</small>	[11% – 44%]*

PROVIDE PAEDIATRIC HIV TREATMENT

Estimated number of children living with HIV	–
Number and % of infants born to HIV+ women receiving cotrimoxazole prophylaxis within 2 months of birth	4 21%
<small>Source: MOH, 2008</small>	
Number and % of infants born to HIV+ women receiving a virological test for HIV diagnosis within 2 months of birth	4 21%
<small>Source: MOH, 2008</small>	
Estimated number of children in need of ART	<100
<small>Source: UNAIDS/WHO, 2009</small>	[<100]*
Number and % of children in need receiving ART	30
<small>Source: MOH, 2008</small>	[>95%]*

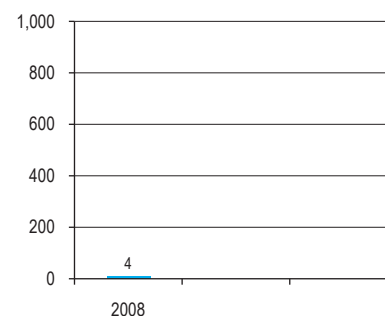
PREVENT INFECTION AMONG ADOLESCENTS AND YOUNG PEOPLE

Estimated HIV prevalence among young people aged 15–24	M: –	F: –
HIV prevalence among most-at-risk populations	FSW: –	IDU: –
Knowledge of HIV prevention among young people aged 15–24	M: –	F: –
Sex before age 15 among young people aged 15–19	M: –	F: –
% of young people aged 15–24 who had sex with more than one partner in the last 12 months	M: –	F: –
Condom use at last sex among young people aged 15–24 with multiple partners	M: –	F: –
% of sex workers who used a condom with their most recent client	M: –	F: –
% of IDUs who used sterile equipment at last injection	–	–
% of men who used a condom the last time they had sex with a male partner	–	–

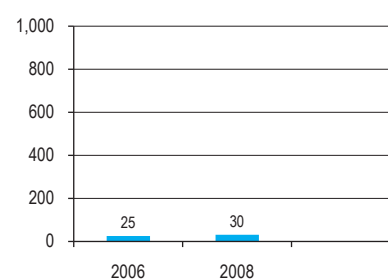
PROTECT AND SUPPORT CHILDREN AFFECTED BY HIV AND AIDS

Estimated number of children orphaned by all causes	–
Estimated number of children orphaned by AIDS	–
Estimated number of double orphans by all causes	–
Orphan school attendance ratio	–
% of orphans receiving external support	–

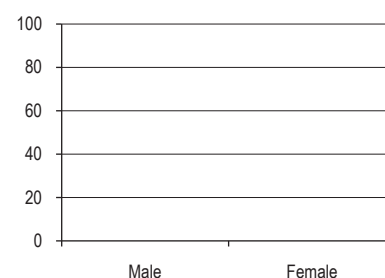
Number of HIV+ pregnant women receiving ARVs for PMTCT




Number of children in need receiving ART




% of young people aged 15–24 with multiple partners and who used a condom at last sex



HIV prevalence among female sex workers (%)



Orphan school attendance ratio



M/F = male/female; FSW = female sex workers; IDU = injecting drug users. Dash (–) means data not available.
* Represents the uncertainty range around the estimates.