


# Children and AIDS fact sheet: Niue

Estimated adult HIV prevalence rate -

## PREVENT MOTHER-TO-CHILD TRANSMISSION OF HIV

Antenatal care coverage	-	-
Estimated number of births per year	0	-
<small>Source: UN Population Division, 2008</small>		
Estimated number of HIV+ pregnant women	-	-
Number and % of HIV+ pregnant women receiving ARVs for PMTCT	-	-

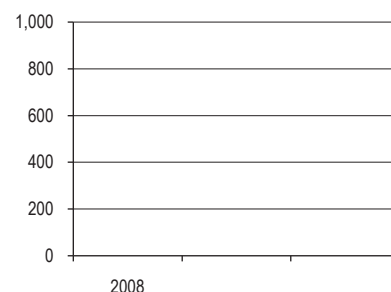
Number of HIV+ pregnant women receiving ARVs for PMTCT



## PROVIDE PAEDIATRIC HIV TREATMENT

Estimated number of children living with HIV	-	-
Number and % of infants born to HIV+ women receiving cotrimoxazole prophylaxis within 2 months of birth	-	-
Number and % of infants born to HIV+ women receiving a virological test for HIV diagnosis within 2 months of birth	-	-
Estimated number of children in need of ART	-	-
Number and % of children in need receiving ART	0	-
<small>Source: MOH, 2008</small>		

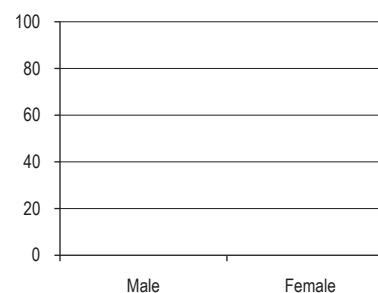
Number of children in need receiving ART




## PREVENT INFECTION AMONG ADOLESCENTS AND YOUNG PEOPLE

Estimated HIV prevalence among young people aged 15–24	M: -	F: -
HIV prevalence among most-at-risk populations	FSW: -	IDU: -
Knowledge of HIV prevention among young people aged 15–24	M: -	F: -
Sex before age 15 among young people aged 15–19	M: -	F: -
% of young people aged 15–24 who had sex with more than one partner in the last 12 months	M: -	F: -
Condom use at last sex among young people aged 15–24 with multiple partners	M: -	F: -
% of sex workers who used a condom with their most recent client	M: -	F: -
% of IDUs who used sterile equipment at last injection	-	-
% of men who used a condom the last time they had sex with a male partner	-	-

% of young people aged 15–24 with multiple partners and who used a condom at last sex




HIV prevalence among female sex workers (%)



## PROTECT AND SUPPORT CHILDREN AFFECTED BY HIV AND AIDS

Estimated number of children orphaned by all causes	-	-
Estimated number of children orphaned by AIDS	-	-
Estimated number of double orphans by all causes	-	-
Orphan school attendance ratio	-	-
% of orphans receiving external support	-	-

Orphan school attendance ratio



M/F = male/female; FSW = female sex workers; IDU = injecting drug users. Dash (-) means data not available.  
\* Represents the uncertainty range around the estimates.