

# Children and AIDS fact sheet: Nigeria

Estimated adult HIV prevalence rate

3.1%

Source: UNAIDS, 2008

## PREVENT MOTHER-TO-CHILD TRANSMISSION OF HIV

Antenatal care coverage Source: DHS, 2008	58%
Estimated number of births per year Source: UN Population Division, 2008	6,028,000
Estimated number of HIV+ pregnant women Source: UNAIDS/WHO, 2009	210,000 [110,000 – 300,000]*
Number and % of HIV+ pregnant women receiving ARVs for PMTCT Source: MOH, 2008	19,804 10% [7% – 18%]*

## PROVIDE PAEDIATRIC HIV TREATMENT

Estimated number of children living with HIV Source: UNAIDS, 2008	220,000
Number and % of infants born to HIV+ women receiving cotrimoxazole prophylaxis within 2 months of birth Source: MOH, 2008	5,650 3%
Number and % of infants born to HIV+ women receiving a virological test for HIV diagnosis within 2 months of birth	– –
Estimated number of children in need of ART Source: UNAIDS/WHO, 2009	110,000 [57,000 – 160,000]*
Number and % of children in need receiving ART Source: MOH, 2008	12,565 12% [8% – 22%]*

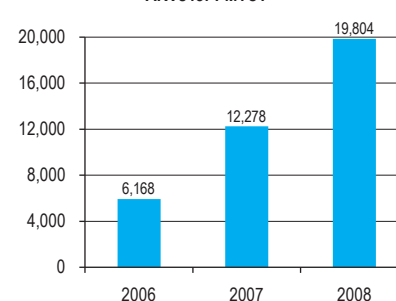
## PREVENT INFECTION AMONG ADOLESCENTS AND YOUNG PEOPLE

Estimated HIV prevalence among young people aged 15–24 Source: UNAIDS, 2008	M: 0.8%	F: 2.3%
HIV prevalence among most-at-risk populations Source: UNAIDS, 2008	FSW: 32.7%	IDU: 5.6%
Knowledge of HIV prevention among young people aged 15–24 Source: DHS, 2003	M: 21.3%	F: 17.8%
Sex before age 15 among young people aged 15–19 Source: DHS, 2003	M: 7.9%	F: 20.3%
% of young people aged 15–24 who had sex with more than one partner in the last 12 months Source: DHS, 2003	M: 8.4%	F: 2.2%
Condom use at last sex among young people aged 15–24 with multiple partners Source: DHS, 2003	M: 38.4%	F: 17.3%
% of sex workers who used a condom with their most recent client Source: UNAIDS, 2008	M: –	F: 98%
% of IDUs who used sterile equipment at last injection Source: UNAIDS, 2008		89%
% of men who used a condom the last time they had sex with a male partner Source: UNAIDS, 2008		53%

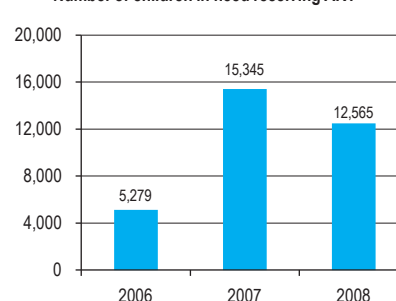
## PROTECT AND SUPPORT CHILDREN AFFECTED BY HIV AND AIDS

Estimated number of children orphaned by all causes Source: UNAIDS, 2008	9,700,000
Estimated number of children orphaned by AIDS Source: UNAIDS, 2008	1,200,000
Estimated number of double orphans by all causes Source: UNAIDS, 2008	1,700,000
Orphan school attendance ratio Source: DHS, 2003	0.64
% of orphans receiving external support	–

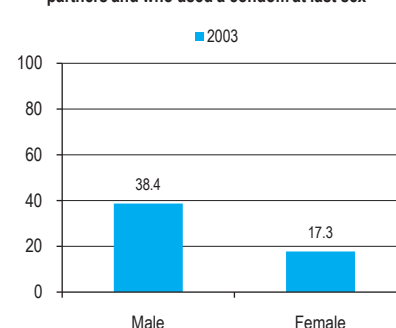
Number of HIV+ pregnant women receiving ARVs for PMTCT



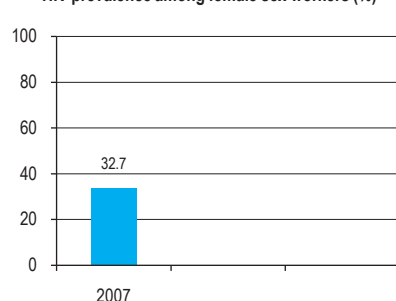
Number of children in need receiving ART



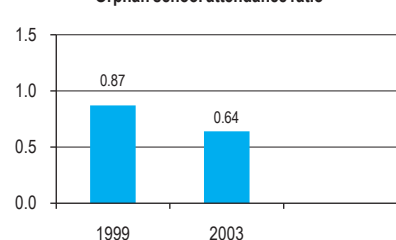
% of young people aged 15–24 with multiple partners and who used a condom at last sex



HIV prevalence among female sex workers (%)



Orphan school attendance ratio



M/F = male/female; FSW = female sex workers; IDU = injecting drug users. Dash (–) means data not available.  
\* Represents the uncertainty range around the estimates.