

Children and AIDS fact sheet: Niger

Estimated adult HIV prevalence rate

0.8%

Source: UNAIDS, 2008

PREVENT MOTHER-TO-CHILD TRANSMISSION OF HIV

Antenatal care coverage <small>Source: DHS, 2006</small>	46%
Estimated number of births per year <small>Source: UN Population Division, 2008</small>	791,000
Estimated number of HIV+ pregnant women <small>Source: UNAIDS/WHO, 2009</small>	3,700 [1,800 – 6,200]*
Number and % of HIV+ pregnant women receiving ARVs for PMTCT <small>Source: MOH, 2008</small>	1,183 [19% – 67%]*

PROVIDE PAEDIATRIC HIV TREATMENT

Estimated number of children living with HIV <small>Source: UNAIDS, 2008</small>	3,200
Number and % of infants born to HIV+ women receiving cotrimoxazole prophylaxis within 2 months of birth <small>Source: MOH, 2008</small>	201 5%
Number and % of infants born to HIV+ women receiving a virological test for HIV diagnosis within 2 months of birth	– –
Estimated number of children in need of ART <small>Source: UNAIDS/WHO, 2009</small>	– [<1,000 – 3,200]*
Number and % of children in need receiving ART <small>Source: MOH, 2008</small>	140 [4% – 16%]*

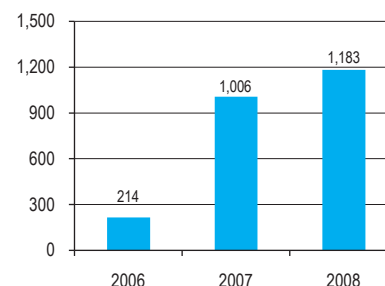
PREVENT INFECTION AMONG ADOLESCENTS AND YOUNG PEOPLE

Estimated HIV prevalence among young people aged 15–24 <small>Source: UNAIDS, 2008</small>	M: 0.9%	F: 0.5%
HIV prevalence among most-at-risk populations <small>Source: UNAIDS, 2008</small>	FSW: 38.4%	IDU: –
Knowledge of HIV prevention among young people aged 15–24 <small>Source: DHS, 2006</small>	M: 15.9%	F: 13.4%
Sex before age 15 among young people aged 15–19 <small>Source: DHS, 2006</small>	M: 5.3%	F: 25.7%
% of young people aged 15–24 who had sex with more than one partner in the last 12 months <small>Source: DHS, 2006</small>	M: 2.4%	F: 0.4%
Condom use at last sex among young people aged 15–24 with multiple partners <small>Source: DHS, 2006</small>	M: 41.7%	F: –
% of sex workers who used a condom with their most recent client <small>Source: UNAIDS, 2008</small>	M: –	F: 96%
% of IDUs who used sterile equipment at last injection	–	–
% of men who used a condom the last time they had sex with a male partner	–	–

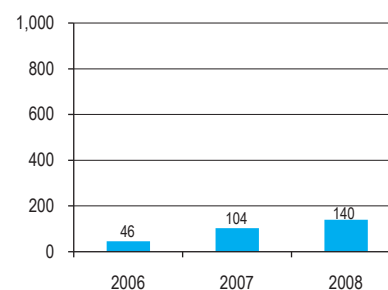
PROTECT AND SUPPORT CHILDREN AFFECTED BY HIV AND AIDS

Estimated number of children orphaned by all causes <small>Source: UNAIDS, 2008</small>	570,000
Estimated number of children orphaned by AIDS <small>Source: UNAIDS, 2008</small>	25,000
Estimated number of double orphans by all causes <small>Source: UNAIDS, 2008</small>	43,000
Orphan school attendance ratio <small>Source: DHS, 2006</small>	0.67
% of orphans receiving external support	–

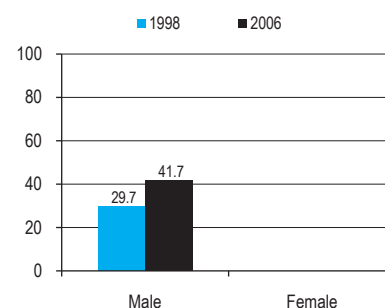
Number of HIV+ pregnant women receiving ARVs for PMTCT



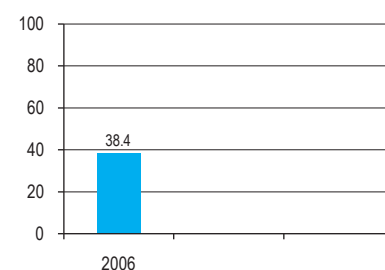
Number of children in need receiving ART



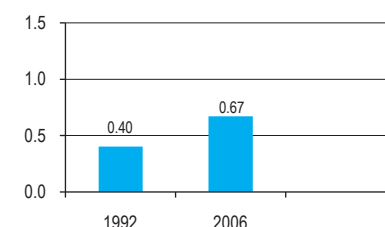
% of young people aged 15–24 with multiple partners and who used a condom at last sex



HIV prevalence among female sex workers (%)



Orphan school attendance ratio



M/F = male/female; FSW = female sex workers; IDU = injecting drug users. Dash (–) means data not available.
* Represents the uncertainty range around the estimates.