

Children and AIDS fact sheet: Liberia

Estimated adult HIV prevalence rate 1.7%
Source: UNAIDS, 2008

PREVENT MOTHER-TO-CHILD TRANSMISSION OF HIV

Antenatal care coverage Source: DHS, 2007	79%
Estimated number of births per year Source: UN Population Division, 2008	145,000
Estimated number of HIV+ pregnant women Source: UNAIDS/WHO, 2009	2,700 [1,300 – 4,100]*
Number and % of HIV+ pregnant women receiving ARVs for PMTCT Source: MOH, 2008	381 14% [9% – 29%]*

PROVIDE PAEDIATRIC HIV TREATMENT

Estimated number of children living with HIV Source: UNAIDS, 2008	3,100
Number and % of infants born to HIV+ women receiving cotrimoxazole prophylaxis within 2 months of birth Source: MOH, 2007	112 4%
Number and % of infants born to HIV+ women receiving a virological test for HIV diagnosis within 2 months of birth Source: MOH, 2007	4 <1%
Estimated number of children in need of ART Source: UNAIDS/WHO, 2009	1,100 [<1,000 – 1,800]*
Number and % of children in need receiving ART Source: MOH, 2007	92 8% [5% – 17%]*

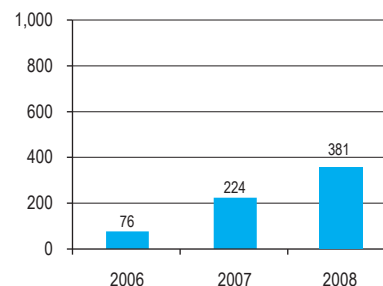
PREVENT INFECTION AMONG ADOLESCENTS AND YOUNG PEOPLE

Estimated HIV prevalence among young people aged 15–24 Source: UNAIDS, 2008	M: 0.4%	F: 1.3%
HIV prevalence among most-at-risk populations	FSW: –	IDU: –
Knowledge of HIV prevention among young people aged 15–24 Source: DHS, 2007	M: 27.2%	F: 20.5%
Sex before age 15 among young people aged 15–19 Source: DHS, 2007	M: 8.6%	F: 18.7%
% of young people aged 15–24 who had sex with more than one partner in the last 12 months Source: DHS, 2007	M: 15.0%	F: 7.4%
Condom use at last sex among young people aged 15–24 with multiple partners Source: DHS, 2007	M: 27.8%	F: 16.2%
% of sex workers who used a condom with their most recent client	M: –	F: –
% of IDUs who used sterile equipment at last injection	–	–
% of men who used a condom the last time they had sex with a male partner	–	–

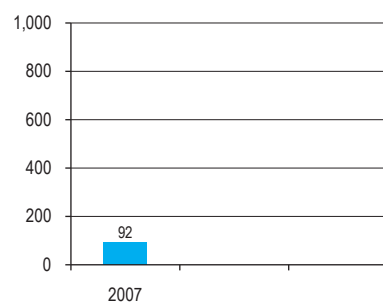
PROTECT AND SUPPORT CHILDREN AFFECTED BY HIV AND AIDS

Estimated number of children orphaned by all causes Source: UNAIDS, 2008	270,000
Estimated number of children orphaned by AIDS Source: UNAIDS, 2008	15,000
Estimated number of double orphans by all causes Source: UNAIDS, 2008	45,000
Orphan school attendance ratio Source: DHS, 2007	0.85
% of orphans receiving external support	–

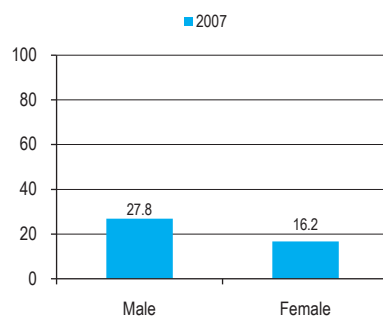
Number of HIV+ pregnant women receiving ARVs for PMTCT



Number of children in need receiving ART



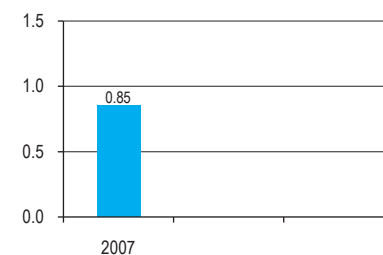
% of young people aged 15–24 with multiple partners and who used a condom at last sex



HIV prevalence among female sex workers (%)



Orphan school attendance ratio



M/F = male/female; FSW = female sex workers; IDU = injecting drug users. Dash (–) means data not available.
* Represents the uncertainty range around the estimates.