

Children and AIDS fact sheet: Lesotho

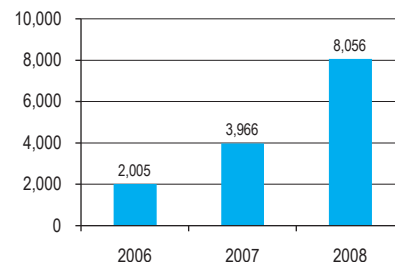
Estimated adult HIV prevalence rate 23.2%

Source: UNAIDS, 2008

PREVENT MOTHER-TO-CHILD TRANSMISSION OF HIV

Antenatal care coverage <small>Source: DHS, 2004</small>	90%
Estimated number of births per year <small>Source: UN Population Division, 2008</small>	59,000
Estimated number of HIV+ pregnant women <small>Source: UNAIDS/WHO, 2009</small>	14,000 [8,600 – 19,000]*
Number and % of HIV+ pregnant women receiving ARVs for PMTCT <small>Source: MOH, 2008</small>	8,056 57% [43% – 94%]*

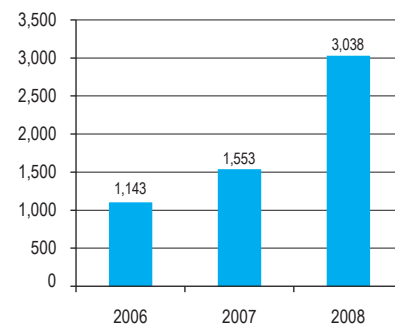
Number of HIV+ pregnant women receiving ARVs for PMTCT



PROVIDE PAEDIATRIC HIV TREATMENT

Estimated number of children living with HIV <small>Source: UNAIDS, 2008</small>	12,000
Number and % of infants born to HIV+ women receiving cotrimoxazole prophylaxis within 2 months of birth <small>Source: MOH, 2008</small>	1,542 11%
Number and % of infants born to HIV+ women receiving a virological test for HIV diagnosis within 2 months of birth	– –
Estimated number of children in need of ART <small>Source: UNAIDS/WHO, 2009</small>	7,300 [4,300 – 9,700]*
Number and % of children in need receiving ART <small>Source: MOH, 2008</small>	3,038 42% [31% – 70%]*

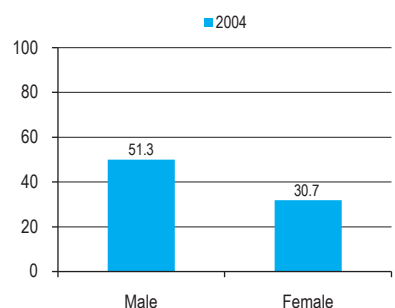
Number of children in need receiving ART



PREVENT INFECTION AMONG ADOLESCENTS AND YOUNG PEOPLE

Estimated HIV prevalence among young people aged 15–24 <small>Source: UNAIDS, 2008</small>	M: 5.9%	F: 14.9%
HIV prevalence among most-at-risk populations	FSW: –	IDU: –
Knowledge of HIV prevention among young people aged 15–24 <small>Source: DHS, 2004</small>	M: 18.4%	F: 25.8%
Sex before age 15 among young people aged 15–19 <small>Source: DHS, 2004</small>	M: 17.6%	F: 6.9%
% of young people aged 15–24 who had sex with more than one partner in the last 12 months <small>Source: DHS, 2004</small>	M: 18.3%	F: 4.5%
Condom use at last sex among young people aged 15–24 with multiple partners <small>Source: DHS, 2004</small>	M: 51.3%	F: 30.7%
% of sex workers who used a condom with their most recent client	M: –	F: –
% of IDUs who used sterile equipment at last injection	–	–
% of men who used a condom the last time they had sex with a male partner	–	–

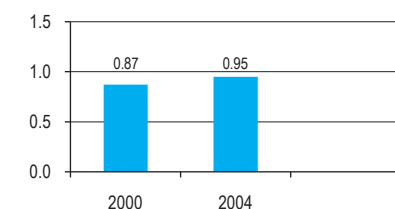
% of young people aged 15–24 with multiple partners and who used a condom at last sex



HIV prevalence among female sex workers (%)



Orphan school attendance ratio



PROTECT AND SUPPORT CHILDREN AFFECTED BY HIV AND AIDS

Estimated number of children orphaned by all causes <small>Source: UNAIDS, 2008</small>	160,000
Estimated number of children orphaned by AIDS <small>Source: UNAIDS, 2008</small>	110,000
Estimated number of double orphans by all causes <small>Source: UNAIDS, 2008</small>	49,000
Orphan school attendance ratio <small>Source: DHS, 2004</small>	0.95
% of orphans receiving external support	–

M/F = male/female; FSW = female sex workers; IDU = injecting drug users. Dash (–) means data not available.
* Represents the uncertainty range around the estimates.