

Children and AIDS fact sheet: Kenya

Estimated adult HIV prevalence rate

7.1% – 8.5%

Source: UNAIDS, 2008

PREVENT MOTHER-TO-CHILD TRANSMISSION OF HIV

Antenatal care coverage	88%
Source: DHS, 2003	
Estimated number of births per year	1,506,000
Source: UN Population Division, 2008	
Estimated number of HIV+ pregnant women	110,000
Source: UNAIDS/WHO, 2009	
	[53,000 – 160,000]*
Number and % of HIV+ pregnant women receiving ARVs for PMTCT	59,601 56%
Source: MOH, 2008	
	[37% – >95%]*

PROVIDE PAEDIATRIC HIV TREATMENT

Estimated number of children living with HIV	–
Number and % of infants born to HIV+ women receiving cotrimoxazole prophylaxis within 2 months of birth	2,091 2%
Source: MOH, 2008	
Number and % of infants born to HIV+ women receiving a virological test for HIV diagnosis within 2 months of birth	– –
Estimated number of children in need of ART	49,000
Source: UNAIDS/WHO, 2009	
	[25,000 – 71,000]*
Number and % of children in need receiving ART	20,517 42%
Source: MOH, 2008	
	[29% – 83%]*

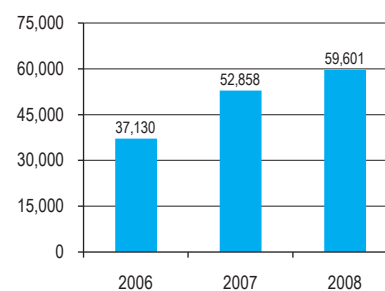
PREVENT INFECTION AMONG ADOLESCENTS AND YOUNG PEOPLE

Estimated HIV prevalence among young people aged 15–24	M: –	F: –
HIV prevalence among most-at-risk populations	FSW: –	IDU: 50.0%
Source: UNAIDS, 2008		
Knowledge of HIV prevention among young people aged 15–24	M: 47.2%	F: 33.8%
Source: DHS, 2003		
Sex before age 15 among young people aged 15–19	M: 30.9%	F: 14.5%
Source: DHS, 2003		
% of young people aged 15–24 who had sex with more than one partner in the last 12 months	M: 11.3%	F: 1.6%
Source: DHS, 2003		
Condom use at last sex among young people aged 15–24 with multiple partners	M: 52.1%	F: 9.1%
Source: DHS, 2003		
% of sex workers who used a condom with their most recent client	M: –	F: –
% of IDUs who used sterile equipment at last injection	–	–
% of men who used a condom the last time they had sex with a male partner	–	75%
Source: UNAIDS, 2008		

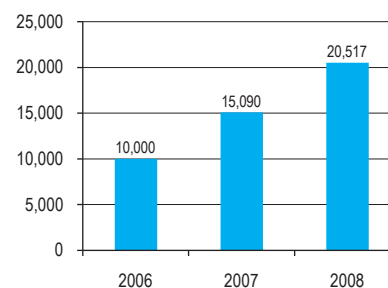
PROTECT AND SUPPORT CHILDREN AFFECTED BY HIV AND AIDS

Estimated number of children orphaned by all causes	2,500,000
Source: UNAIDS, 2008	
Estimated number of children orphaned by AIDS	–
Estimated number of double orphans by all causes	470,000
Source: UNAIDS, 2008	
Orphan school attendance ratio	0.95
Source: DHS, 2003	
% of orphans receiving external support	–

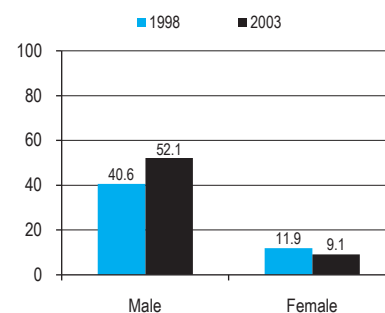
Number of HIV+ pregnant women receiving ARVs for PMTCT



Number of children in need receiving ART



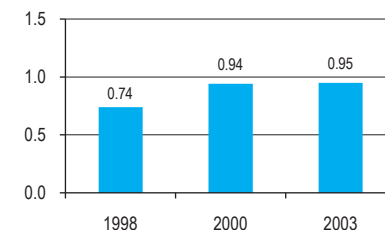
% of young people aged 15–24 with multiple partners and who used a condom at last sex



HIV prevalence among female sex workers (%)



Orphan school attendance ratio



M/F = male/female; FSW = female sex workers; IDU = injecting drug users. Dash (–) means data not available.
* Represents the uncertainty range around the estimates.