

Children and AIDS fact sheet: Democratic Republic of the Congo

Estimated adult HIV prevalence rate

1.2% – 1.5%

Source: UNAIDS, 2008

PREVENT MOTHER-TO-CHILD TRANSMISSION OF HIV

Antenatal care coverage <small>Source: DHS, 2007</small>	85%
Estimated number of births per year <small>Source: UN Population Division, 2008</small>	2,886,000
Estimated number of HIV+ pregnant women <small>Source: UNAIDS/WHO, 2009</small>	32,000 [17,000 – 48,000]*
Number and % of HIV+ pregnant women receiving ARVs for PMTCT <small>Source: MOH, 2008</small>	1,776 5% [4% – 10%]*

PROVIDE PAEDIATRIC HIV TREATMENT

Estimated number of children living with HIV	–
Number and % of infants born to HIV+ women receiving cotrimoxazole prophylaxis within 2 months of birth <small>Source: MOH, 2008</small>	83 0%
Number and % of infants born to HIV+ women receiving a virological test for HIV diagnosis within 2 months of birth	– –
Estimated number of children in need of ART <small>Source: UNAIDS/WHO, 2009</small>	16,000 [9,900 – 22,000]*
Number and % of children in need receiving ART <small>Source: MOH, 2008</small>	4,053 25% [18% – 41%]*

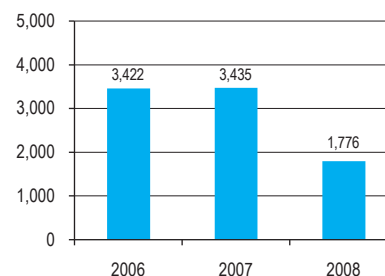
PREVENT INFECTION AMONG ADOLESCENTS AND YOUNG PEOPLE

Estimated HIV prevalence among young people aged 15–24	M: –	F: –
HIV prevalence among most-at-risk populations <small>Source: UNAIDS, 2008</small>	FSW: 14.7%	IDU: –
Knowledge of HIV prevention among young people aged 15–24 <small>Source: DHS, 2007</small>	M: 20.7%	F: 15.1%
Sex before age 15 among young people aged 15–19 <small>Source: DHS, 2007</small>	M: 18.3%	F: 17.9%
% of young people aged 15–24 who had sex with more than one partner in the last 12 months <small>Source: DHS, 2007</small>	M: 14.3%	F: 3.3%
Condom use at last sex among young people aged 15–24 with multiple partners <small>Source: DHS, 2007</small>	M: 22.3%	F: 8.6%
% of sex workers who used a condom with their most recent client <small>Source: UNAIDS, 2008</small>	M: –	F: 61%
% of IDUs who used sterile equipment at last injection	–	–
% of men who used a condom the last time they had sex with a male partner	–	–

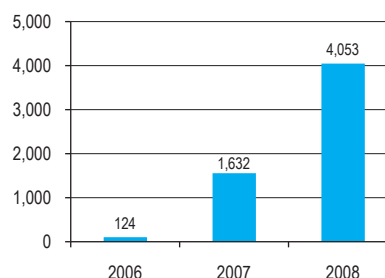
PROTECT AND SUPPORT CHILDREN AFFECTED BY HIV AND AIDS

Estimated number of children orphaned by all causes <small>Source: UNAIDS, 2008</small>	4,500,000
Estimated number of children orphaned by AIDS	–
Estimated number of double orphans by all causes <small>Source: UNAIDS, 2008</small>	740,000
Orphan school attendance ratio <small>Source: DHS, 2007</small>	0.77
% of orphans receiving external support <small>Source: DHS, 2007</small>	9.2%

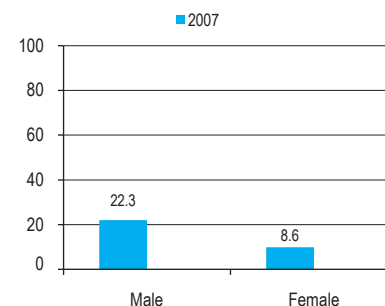
Number of HIV+ pregnant women receiving ARVs for PMTCT



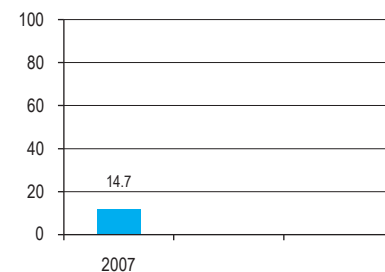
Number of children in need receiving ART



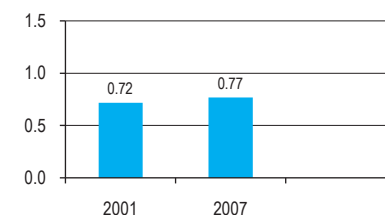
% of young people aged 15–24 with multiple partners and who used a condom at last sex



HIV prevalence among female sex workers (%)



Orphan school attendance ratio



M/F = male/female; FSW = female sex workers; IDU = injecting drug users. Dash (–) means data not available.
* Represents the uncertainty range around the estimates.