

Children and AIDS fact sheet: Comoros

Estimated adult HIV prevalence rate

<0.1%

Source: UNAIDS, 2008

PREVENT MOTHER-TO-CHILD TRANSMISSION OF HIV

Antenatal care coverage	75%
Source: EIM, 2004	
Estimated number of births per year	21,000
Source: UN Population Division, 2008	
Estimated number of HIV+ pregnant women	<100 [<100]*
Source: UNAIDS/WHO, 2009	
Number and % of HIV+ pregnant women receiving ARVs for PMTCT	0 [0%]*
Source: MOH, 2008	

PROVIDE PAEDIATRIC HIV TREATMENT

Estimated number of children living with HIV	-
Number and % of infants born to HIV+ women receiving cotrimoxazole prophylaxis within 2 months of birth	0 0%
Source: MOH, 2008	
Number and % of infants born to HIV+ women receiving a virological test for HIV diagnosis within 2 months of birth	0 0%
Source: MOH, 2008	
Estimated number of children in need of ART	- [<100]*
Source: UNAIDS/WHO, 2009	
Number and % of children in need receiving ART	1 [20% - >95%]*
Source: MOH, 2008	

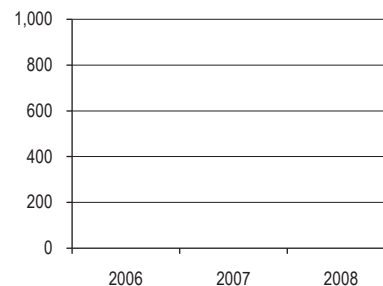
PREVENT INFECTION AMONG ADOLESCENTS AND YOUNG PEOPLE

Estimated HIV prevalence among young people aged 15-24	M: 0.1%	F: <0.1%
Source: UNAIDS, 2008		
HIV prevalence among most-at-risk populations	FSW: 0.0%	IDU: -
Source: UNAIDS, 2008		
Knowledge of HIV prevention among young people aged 15-24	M: -	F: -
Sex before age 15 among young people aged 15-19	M: -	F: -
% of young people aged 15-24 who had sex with more than one partner in the last 12 months	M: -	F: -
Condom use at last sex among young people aged 15-24 with multiple partners	M: -	F: -
% of sex workers who used a condom with their most recent client	M: -	F: 59%
Source: UNAIDS, 2008		
% of IDUs who used sterile equipment at last injection	-	-
% of men who used a condom the last time they had sex with a male partner	-	-

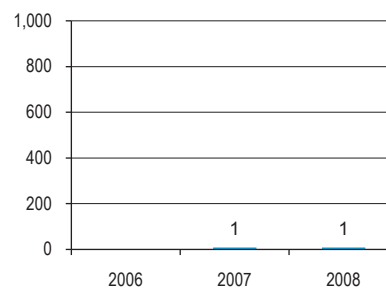
PROTECT AND SUPPORT CHILDREN AFFECTED BY HIV AND AIDS

Estimated number of children orphaned by all causes	27,000
Source: UNAIDS, 2008	
Estimated number of children orphaned by AIDS	<100
Source: UNAIDS, 2008	
Estimated number of double orphans by all causes	1,900
Source: UNAIDS, 2008	
Orphan school attendance ratio	-
% of orphans receiving external support	-

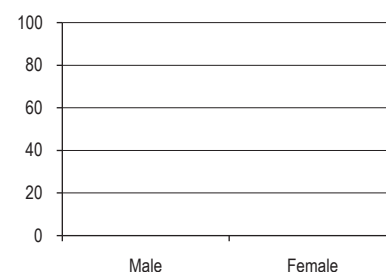
Number of HIV+ pregnant women receiving ARVs for PMTCT



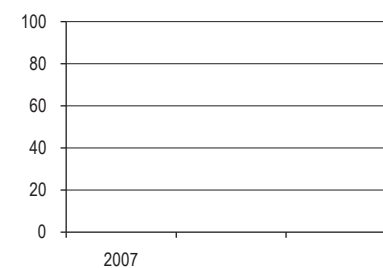
Number of children in need receiving ART




% of young people aged 15-24 with multiple partners and who used a condom at last sex



HIV prevalence among female sex workers (%)



Orphan school attendance ratio



M/F = male/female; FSW = female sex workers; IDU = injecting drug users. Dash (-) means data not available.
* Represents the uncertainty range around the estimates.