

Children and AIDS fact sheet: Belarus

Estimated adult HIV prevalence rate 0.2%

Source: UNAIDS, 2008

PREVENT MOTHER-TO-CHILD TRANSMISSION OF HIV

Antenatal care coverage	99%
Source: MICS, 2005	
Estimated number of births per year	96,000
Source: UN Population Division, 2008	
Estimated number of HIV+ pregnant women	-
Number and % of HIV+ pregnant women receiving ARVs for PMTCT	153
Source: MOH, 2008	

PROVIDE PAEDIATRIC HIV TREATMENT

Estimated number of children living with HIV	-
Number and % of infants born to HIV+ women receiving cotrimoxazole prophylaxis within 2 months of birth	170
Source: MOH, 2008	
Number and % of infants born to HIV+ women receiving a virological test for HIV diagnosis within 2 months of birth	114
Source: MOH, 2006	
Estimated number of children in need of ART	-
Number and % of children in need receiving ART	85
Source: MOH, 2008	

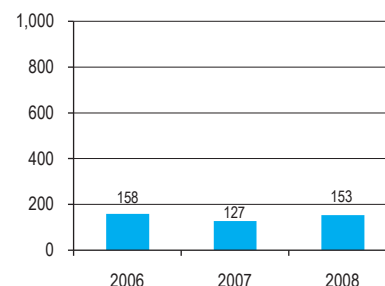
PREVENT INFECTION AMONG ADOLESCENTS AND YOUNG PEOPLE

Estimated HIV prevalence among young people aged 15–24	M: 0.3%	F: 0.1%
Source: UNAIDS, 2008		
HIV prevalence among most-at-risk populations	FSW: 1.0%	IDU: 16.6%
Source: UNAIDS, 2008		
Knowledge of HIV prevention among young people aged 15–24	M: -	F: 33.5%
Source: MICS, 2005		
Sex before age 15 among young people aged 15–19	M: -	F: -
% of young people aged 15–24 who had sex with more than one partner in the last 12 months	M: -	F: -
Condom use at last sex among young people aged 15–24 with multiple partners	M: -	F: -
% of sex workers who used a condom with their most recent client	M: -	F: 76%
Source: UNAIDS, 2008		
% of IDUs who used sterile equipment at last injection	-	71%
Source: UNAIDS, 2008		
% of men who used a condom the last time they had sex with a male partner	-	67%
Source: UNAIDS, 2008		

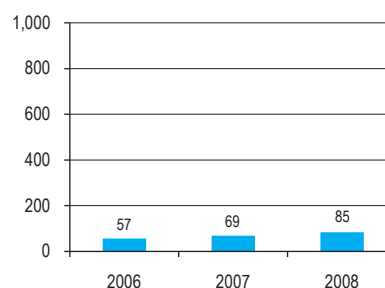
PROTECT AND SUPPORT CHILDREN AFFECTED BY HIV AND AIDS

Estimated number of children orphaned by all causes	190,000
Source: UNAIDS, 2008	
Estimated number of children orphaned by AIDS	-
Estimated number of double orphans by all causes	6,800
Source: UNAIDS, 2008	
Orphan school attendance ratio	-
% of orphans receiving external support	-

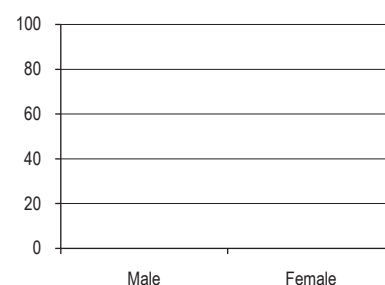
Number of HIV+ pregnant women receiving ARVs for PMTCT



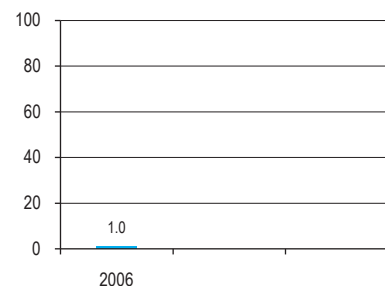
Number of children in need receiving ART




% of young people aged 15–24 with multiple partners and who used a condom at last sex



HIV prevalence among female sex workers (%)



Orphan school attendance ratio



M/F = male/female; FSW = female sex workers; IDU = injecting drug users. Dash (-) means data not available.
* Represents the uncertainty range around the estimates.