

# Children and AIDS fact sheet: Azerbaijan

Estimated adult HIV prevalence rate 0.2%  
Source: UNAIDS, 2008

## PREVENT MOTHER-TO-CHILD TRANSMISSION OF HIV

Antenatal care coverage Source: DHS, 2006	77%
Estimated number of births per year Source: UN Population Division, 2008	166,000
Estimated number of HIV+ pregnant women Source: UNAIDS/WHO, 2009	<100 [<100]*
Number and % of HIV+ pregnant women receiving ARVs for PMTCT Source: MOH, 2008	17 [25% - >95%]*

## PROVIDE PAEDIATRIC HIV TREATMENT

Estimated number of children living with HIV	-
Number and % of infants born to HIV+ women receiving cotrimoxazole prophylaxis within 2 months of birth Source: MOH, 2008	13 34%
Number and % of infants born to HIV+ women receiving a virological test for HIV diagnosis within 2 months of birth Source: MOH, 2008	15 39%
Estimated number of children in need of ART Source: UNAIDS/WHO, 2009	- [<100]*
Number and % of children in need receiving ART Source: MOH, 2008	0 [0%]*

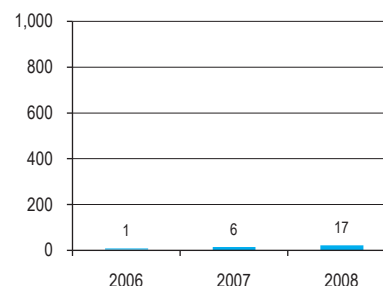
## PREVENT INFECTION AMONG ADOLESCENTS AND YOUNG PEOPLE

Estimated HIV prevalence among young people aged 15-24 Source: UNAIDS, 2008	M: 0.3%	F: 0.1%
HIV prevalence among most-at-risk populations Source: UNAIDS, 2008	FSW: -	IDU: 13.0%
Knowledge of HIV prevention among young people aged 15-24 Source: DHS, 2006	M: 5.3%	F: 4.8%
Sex before age 15 among young people aged 15-19 Source: DHS, 2006	M: 0.6%	F: 0.4%
% of young people aged 15-24 who had sex with more than one partner in the last 12 months Source: DHS, 2006	M: 9.0%	F: 0.0%
Condom use at last sex among young people aged 15-24 with multiple partners Source: DHS, 2006	M: 28.6%	F: -
% of sex workers who used a condom with their most recent client	M: -	F: -
% of IDUs who used sterile equipment at last injection Source: UNAIDS, 2008		77%
% of men who used a condom the last time they had sex with a male partner		-

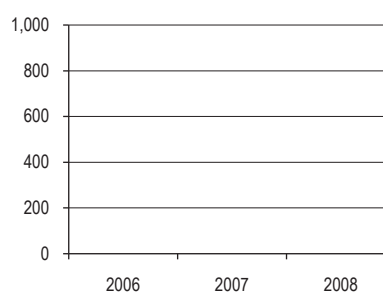
## PROTECT AND SUPPORT CHILDREN AFFECTED BY HIV AND AIDS

Estimated number of children orphaned by all causes Source: UNAIDS, 2008	190,000
Estimated number of children orphaned by AIDS	-
Estimated number of double orphans by all causes Source: UNAIDS, 2008	9,100
Orphan school attendance ratio	-
% of orphans receiving external support	-

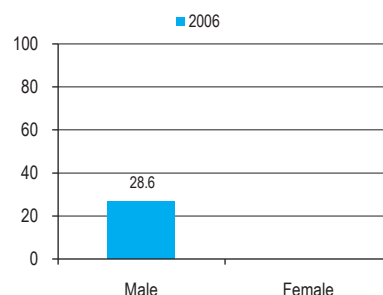
Number of HIV+ pregnant women receiving ARVs for PMTCT




Number of children in need receiving ART




% of young people aged 15-24 with multiple partners and who used a condom at last sex



HIV prevalence among female sex workers (%)



Orphan school attendance ratio



M/F = male/female; FSW = female sex workers; IDU = injecting drug users. Dash (-) means data not available.  
\* Represents the uncertainty range around the estimates.