

Children and AIDS fact sheet: Armenia

Estimated adult HIV prevalence rate

0.1%

Source: UNAIDS, 2008

PREVENT MOTHER-TO-CHILD TRANSMISSION OF HIV

Antenatal care coverage <small>Source: DHS, 2005</small>	93%
Estimated number of births per year <small>Source: UN Population Division, 2008</small>	47,000
Estimated number of HIV+ pregnant women <small>Source: UNAIDS/WHO, 2009</small>	<100 [<100]*
Number and % of HIV+ pregnant women receiving ARVs for PMTCT <small>Source: MOH, 2008</small>	6 [9% – 40%]*

PROVIDE PAEDIATRIC HIV TREATMENT

Estimated number of children living with HIV	–
Number and % of infants born to HIV+ women receiving cotrimoxazole prophylaxis within 2 months of birth <small>Source: MOH, 2008</small>	4 11%
Number and % of infants born to HIV+ women receiving a virological test for HIV diagnosis within 2 months of birth <small>Source: MOH, 2008</small>	0 0%
Estimated number of children in need of ART <small>Source: UNAIDS/WHO, 2009</small>	– [<100]*
Number and % of children in need receiving ART <small>Source: MOH, 2008</small>	4 [27% – 67%]*

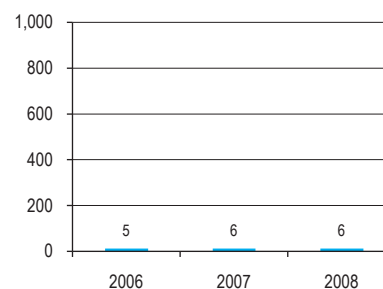
PREVENT INFECTION AMONG ADOLESCENTS AND YOUNG PEOPLE

Estimated HIV prevalence among young people aged 15–24 <small>Source: UNAIDS, 2008</small>	M: 0.2%	F: 0.1%
HIV prevalence among most-at-risk populations <small>Source: UNAIDS, 2008</small>	FSW: 0.4%	IDU: 6.8%
Knowledge of HIV prevention among young people aged 15–24 <small>Source: DHS, 2005</small>	M: 15.1%	F: 22.6%
Sex before age 15 among young people aged 15–19 <small>Source: DHS, 2005</small>	M: 2.6%	F: 0.3%
% of young people aged 15–24 who had sex with more than one partner in the last 12 months <small>Source: DHS, 2005</small>	M: 12.5%	F: 0.0%
Condom use at last sex among young people aged 15–24 with multiple partners <small>Source: DHS, 2005</small>	M: 78.6%	F: –
% of sex workers who used a condom with their most recent client <small>Source: UNAIDS, 2008</small>	M: –	F: 91%
% of IDUs who used sterile equipment at last injection <small>Source: UNAIDS, 2008</small>		95%
% of men who used a condom the last time they had sex with a male partner <small>Source: UNAIDS, 2008</small>		84%

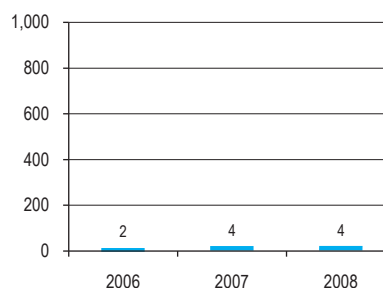
PROTECT AND SUPPORT CHILDREN AFFECTED BY HIV AND AIDS

Estimated number of children orphaned by all causes <small>Source: UNAIDS, 2008</small>	50,000
Estimated number of children orphaned by AIDS	–
Estimated number of double orphans by all causes <small>Source: UNAIDS, 2008</small>	1,900
Orphan school attendance ratio	–
% of orphans receiving external support	–

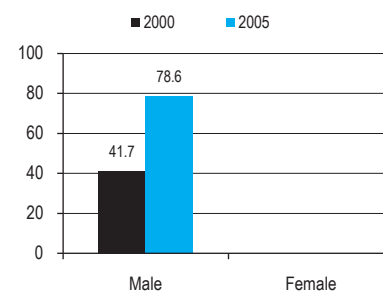
Number of HIV+ pregnant women receiving ARVs for PMTCT



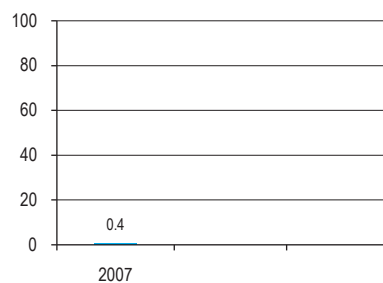
Number of children in need receiving ART




% of young people aged 15–24 with multiple partners and who used a condom at last sex



HIV prevalence among female sex workers (%)



Orphan school attendance ratio



M/F = male/female; FSW = female sex workers; IDU = injecting drug users. Dash (–) means data not available.
* Represents the uncertainty range around the estimates.