

# Children and AIDS fact sheet: Albania

Estimated adult HIV prevalence rate -

## PREVENT MOTHER-TO-CHILD TRANSMISSION OF HIV

Antenatal care coverage <small>Source: MICS, 2005</small>	97%
Estimated number of births per year <small>Source: UN Population Division, 2008</small>	46,000
Estimated number of HIV+ pregnant women	-
Number and % of HIV+ pregnant women receiving ARVs for PMTCT	-

## PROVIDE PAEDIATRIC HIV TREATMENT

Estimated number of children living with HIV	-
Number and % of infants born to HIV+ women receiving cotrimoxazole prophylaxis within 2 months of birth	-
Number and % of infants born to HIV+ women receiving a virological test for HIV diagnosis within 2 months of birth	-
Estimated number of children in need of ART	-
Number and % of children in need receiving ART <small>Source: MOH-National AIDS Programme, 2008</small>	12


## PREVENT INFECTION AMONG ADOLESCENTS AND YOUNG PEOPLE

Estimated HIV prevalence among young people aged 15–24	M: -	F: -
HIV prevalence among most-at-risk populations	FSW: -	IDU: -
Knowledge of HIV prevention among young people aged 15–24 <small>Source: MICS, 2005</small>	M: -	F: 5.6%
Sex before age 15 among young people aged 15–19	M: -	F: -
% of young people aged 15–24 who had sex with more than one partner in the last 12 months	M: -	F: -
Condom use at last sex among young people aged 15–24 with multiple partners	M: -	F: -
% of sex workers who used a condom with their most recent client	M: -	F: -
% of IDUs who used sterile equipment at last injection <small>Source: BSS, 2005</small>		46%
% of men who used a condom the last time they had sex with a male partner <small>Source: BSS, 2005</small>		61%

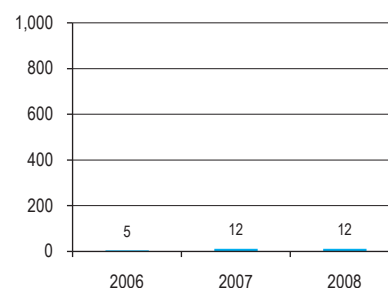
## PROTECT AND SUPPORT CHILDREN AFFECTED BY HIV AND AIDS

Estimated number of children orphaned by all causes	-
Estimated number of children orphaned by AIDS	-
Estimated number of double orphans by all causes	-
Orphan school attendance ratio	-
% of orphans receiving external support	-

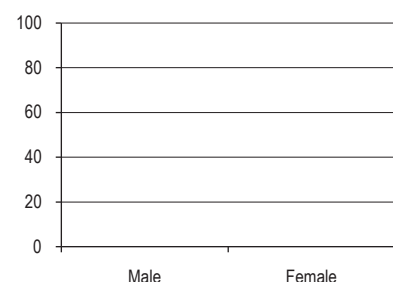
Number of HIV+ pregnant women receiving ARVs for PMTCT




Number of children in need receiving ART




% of young people aged 15–24 with multiple partners and who used a condom at last sex



HIV prevalence among female sex workers (%)



Orphan school attendance ratio



M/F = male/female; FSW = female sex workers; IDU = injecting drug users. Dash (-) means data not available.  
\* Represents the uncertainty range around the estimates.