

Children and AIDS fact sheet: Afghanistan

Estimated adult HIV prevalence rate –

PREVENT MOTHER-TO-CHILD TRANSMISSION OF HIV

Antenatal care coverage <small>Source: MICS, 2003</small>	16%
Estimated number of births per year <small>Source: UN Population Division, 2008</small>	1,269,000
Estimated number of HIV+ pregnant women	–
Number and % of HIV+ pregnant women receiving ARVs for PMTCT	– –

PROVIDE PAEDIATRIC HIV TREATMENT

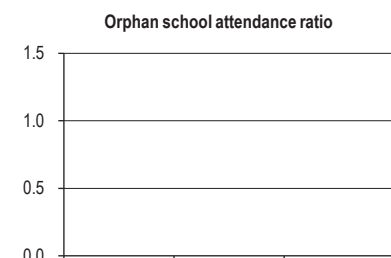
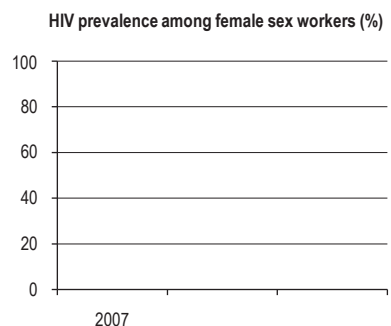
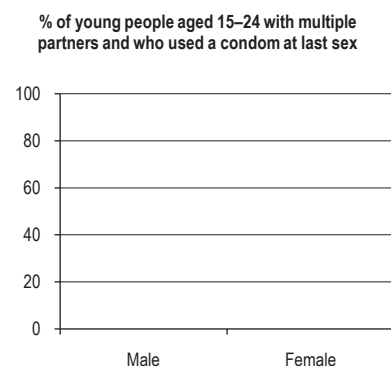
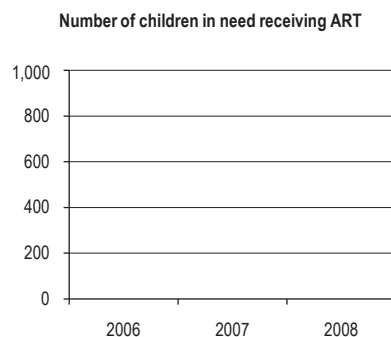
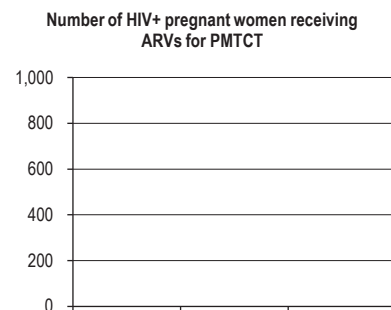
Estimated number of children living with HIV	–
Number and % of infants born to HIV+ women receiving cotrimoxazole prophylaxis within 2 months of birth	– –
Number and % of infants born to HIV+ women receiving a virological test for HIV diagnosis within 2 months of birth	– –
Estimated number of children in need of ART	–
Number and % of children in need receiving ART <small>Source: MOH, 2008</small>	0 –

PREVENT INFECTION AMONG ADOLESCENTS AND YOUNG PEOPLE

Estimated HIV prevalence among young people aged 15–24	M: –	F: –
HIV prevalence among most-at-risk populations <small>Source: UNAIDS, 2008</small>	FSW: 0.0%	IDU: 3.0%
Knowledge of HIV prevention among young people aged 15–24	M: –	F: –
Sex before age 15 among young people aged 15–19	M: –	F: –
% of young people aged 15–24 who had sex with more than one partner in the last 12 months	M: –	F: –
Condom use at last sex among young people aged 15–24 with multiple partners	M: –	F: –
% of sex workers who used a condom with their most recent client <small>Source: UNAIDS, 2008</small>	M: –	F: 50%
% of IDUs who used sterile equipment at last injection <small>Source: UNAIDS, 2008</small>		46%
% of men who used a condom the last time they had sex with a male partner		–

PROTECT AND SUPPORT CHILDREN AFFECTED BY HIV AND AIDS

Estimated number of children orphaned by all causes <small>Source: UNAIDS, 2008</small>	2,100,000
Estimated number of children orphaned by AIDS	–
Estimated number of double orphans by all causes <small>Source: UNAIDS, 2008</small>	370,000
Orphan school attendance ratio	–
% of orphans receiving external support	–



M/F = male/female; FSW = female sex workers; IDU = injecting drug users. Dash (–) means data not available.
* Represents the uncertainty range around the estimates.