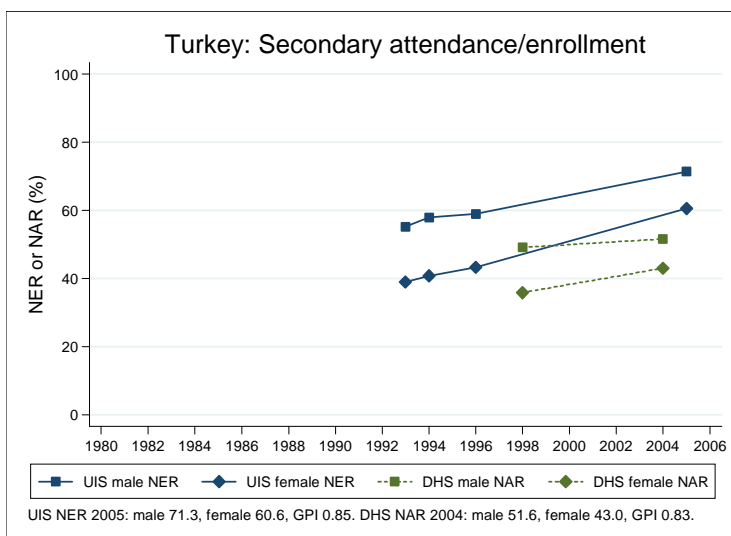
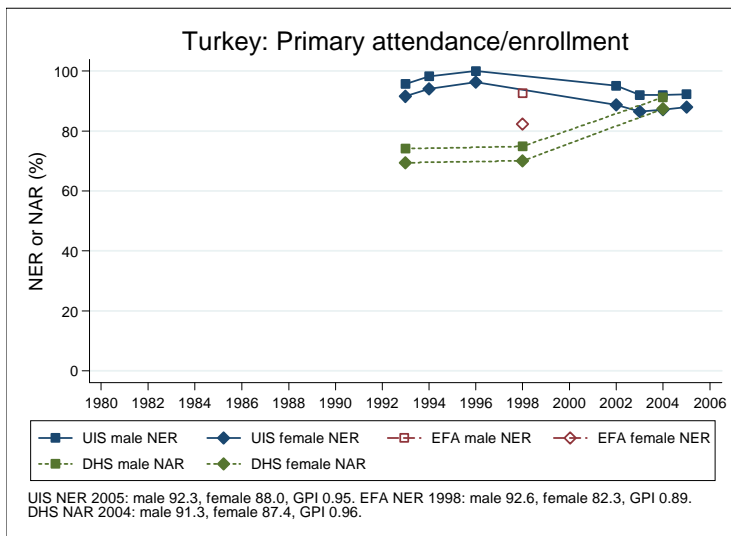
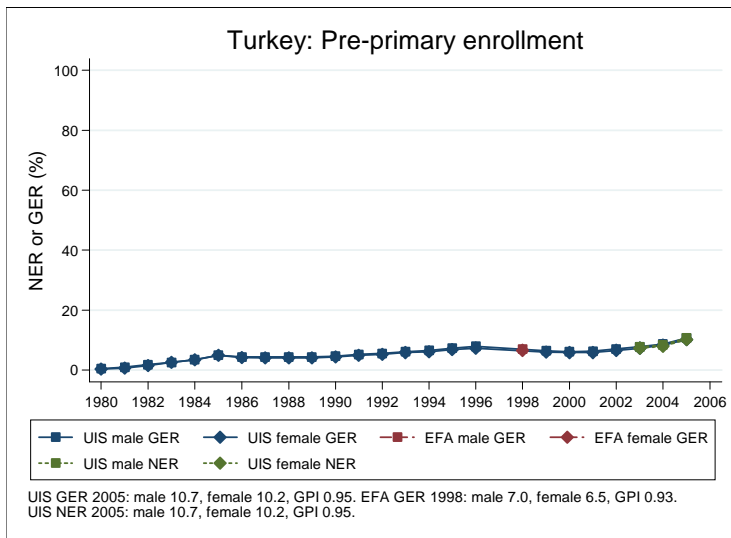
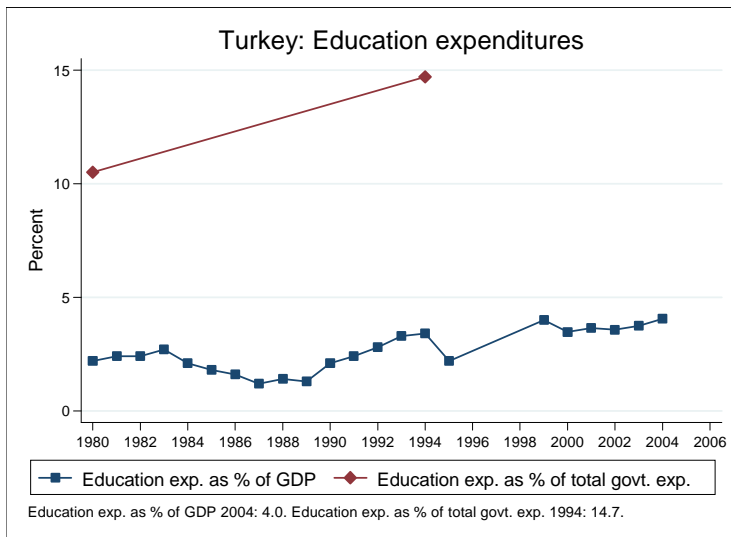
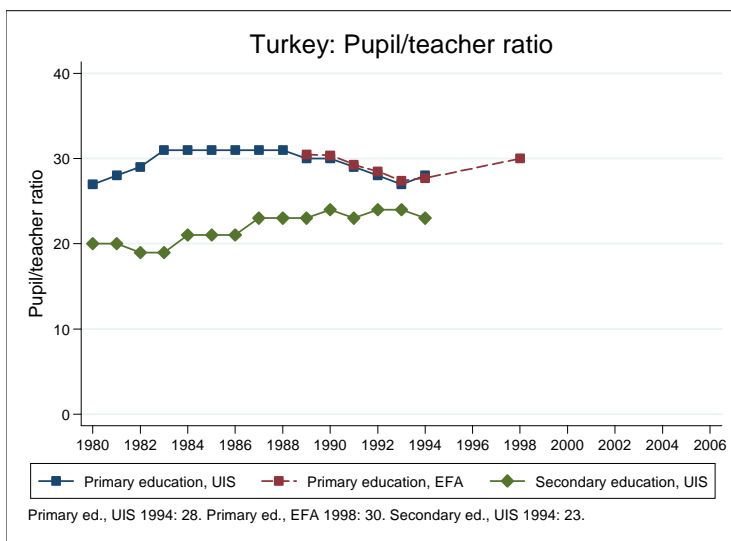
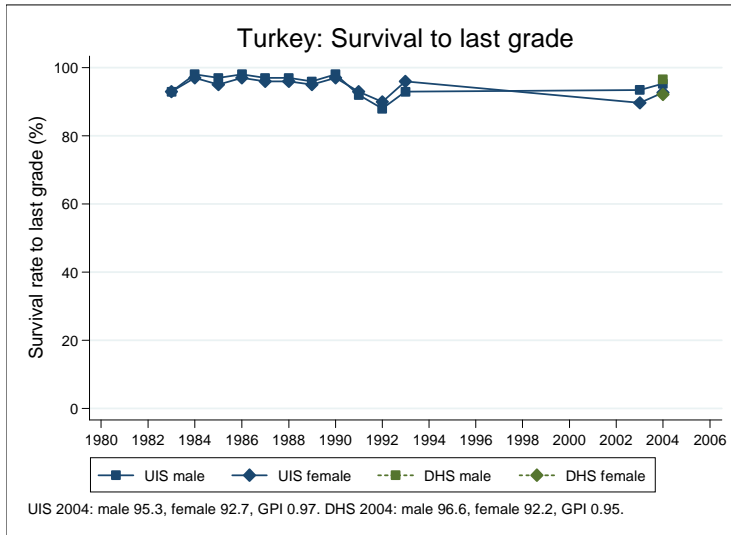


Education statistics: Turkey

UNICEF, Division of Policy and Practice, Statistics and Monitoring Section, www.childinfo.org, May 2008





Administrative data: UNESCO Institute for Statistics

Turkey

Population (1,000)	Total	Male	Female
Preschool age, 2006	4124	2102	2022
Primary school age, 2006	8438	4296	4142
Secondary school age, 2006	6851	3482	3370
Total population, all ages, 2007	74877	37708	37169
Official school age (years)	Entrance age	Graduation age	Duration
Preschool, 2005	3	5	3
Primary school, 2005	6	11	6
Secondary school, 2005	12	16	5
Compulsory education, 2005	6	14	9
Net enrolment ratio (%)	Total	Male	Female
Preschool NER, 2005	10.4	10.7	10.2
Primary school NER, 2005	90.2	92.3	88.0
Secondary school NER, 2005	66.0	71.3	60.6
Gross enrolment ratio (%)	Total	Male	Female
Preschool GER, 2005	10.4	10.7	10.2
Primary school GER, 2005	94.1	96.7	91.5
Secondary school GER, 2005	74.4	81.8	66.8
Entrance and transition (%)	Total	Male	Female
Primary net intake rate, 2005	73.9	75.0	72.8
Primary gross intake rate, 2005	94.9	96.8	93.0
Primary entrants with ECCE			
Transition rate primary-secondary, 2004	91.6	92.8	90.3
Repetition and completion	Total	Male	Female
Primary repetition rate (%), 2005	3.0	2.8	3.2
Secondary repetition rate (%), 2005	1.7	2.1	1.3
Survival rate to grade 5 (%), 2004	96.9	97.2	96.6
Survival rate to last primary grade (%), 2004	94.1	95.3	92.7
Primary completion rate (%), 2005	86.4	90.4	82.3
School life expectancy (years), 2005	9.4	9.9	8.8
Teaching staff	Pupil/teacher ratio	% trained teachers	% female teachers
Preschool, 2005	19.7		94.6
Primary school, 1991	30.4		43.3
Secondary school, 1991	23.9		38.7
Public expenditure per student as % of GDP per capita			
Primary school, 2004	14.1		
Secondary school, 2004	17.8		
Total public expenditure on education			
As % of GDP, 2004	4.0		
As % of total government expenditure			

Data sources:

Population: United Nations Population Division, *World Population Prospects: The 2006 Revision*, March 2007.

Education: UNESCO Institute for Statistics, Data Centre, <http://stats.uis.unesco.org/unesco/ReportFolders/ReportFolders.aspx>, January 2008.

Survey data: Turkey 2003-04 DHS

Turkey

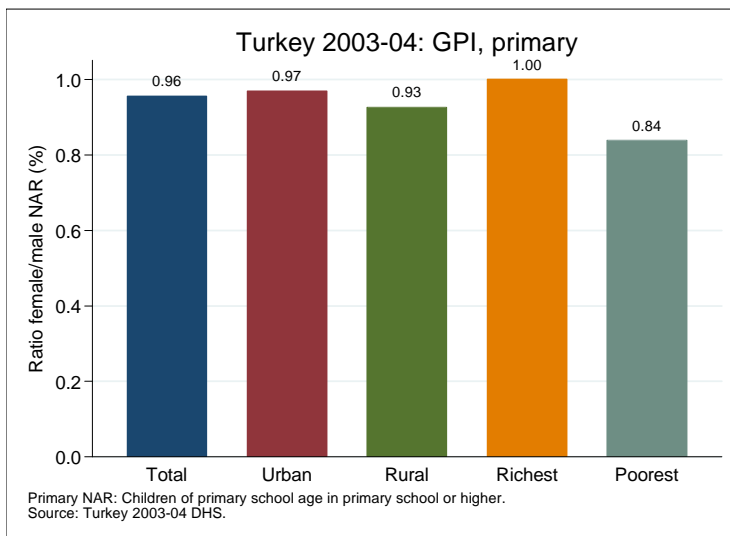
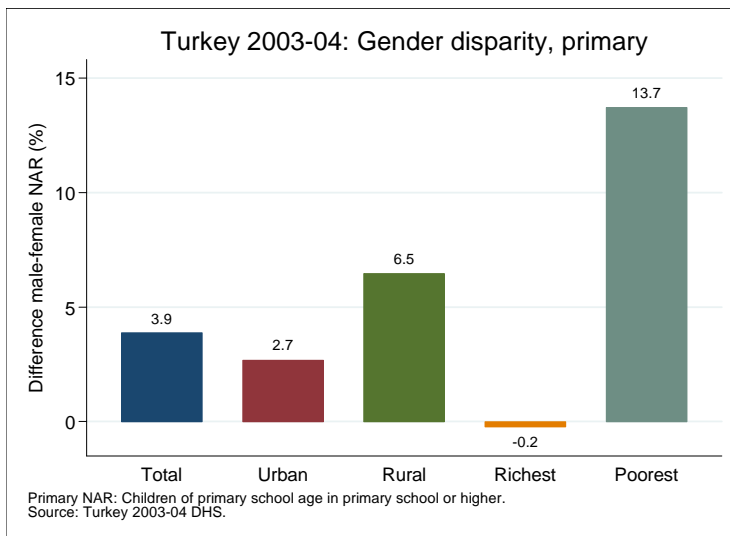
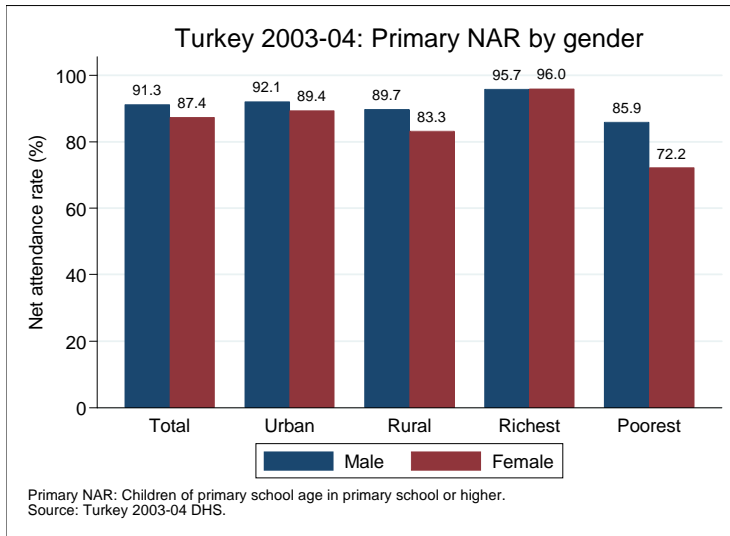
Net attendance rate (%)	Total	Male	Female	Urban	Rural	Richest	Poorest
Primary school NAR	89.3	91.3	87.4	90.7	86.6	95.8	79.5
Secondary school NAR	47.4	51.6	43.0	55.3	32.2	77.7	19.1
Gross attendance rate (%)	Total	Male	Female	Urban	Rural	Richest	Poorest
Primary school GAR	96.3	100.4	92.2	97.3	94.5	99.7	87.6
Secondary school GAR	52.4	58.5	46.1	60.4	37.4	84.6	21.4
Primary age in school (%)	Total	Male	Female	Urban	Rural	Richest	Poorest
Primary school	88.8	90.6	87.0	90.3	85.9	95.4	79.2
Secondary school	0.5	0.7	0.3	0.4	0.7	0.4	0.2
Preschool							
Non-formal education							
Secondary age in school (%)	Total	Male	Female	Urban	Rural	Richest	Poorest
Secondary school	46.1	49.9	42.3	53.7	31.7	75.4	17.8
Higher education	1.2	1.7	0.7	1.6	0.5	2.3	1.3
Primary school	13.5	17.7	9.2	12.3	15.9	7.7	17.9
Preschool							
Non-formal education							
Entrance and transition (%)	Total	Male	Female	Urban	Rural	Richest	Poorest
Primary net intake rate	49.5	48.3	50.8	53.1	42.6	70.2	32.8
Primary gross intake rate	99.1	98.4	99.8	101.4	94.7	104.1	103.2
Primary entrants with ECCE							
Transition rate prim.-sec.	78.2	78.4	77.9	83.4	66.2	92.5	56.8
Repetition and completion (%)	Total	Male	Female	Urban	Rural	Richest	Poorest
Primary repetition rate	1.5	1.8	1.2	1.5	1.5	1.1	2.8
Primary dropout rate	3.1	2.8	3.3	2.4	4.3	0.7	4.6
Secondary repetition rate	3.3	4.3	1.8	3.5	2.8	2.9	2.4
Secondary dropout rate	21.8	24.5	17.7	20.6	25.1	22.5	18.7
Survival rate to grade 5	97.9	99.4	96.4	98.2	97.4	99.6	96.6
Survival rate to last prim. grade	94.5	96.6	92.2	95.4	92.7	99.6	89.3

Primary school NAR: children of primary school age in primary school or higher.

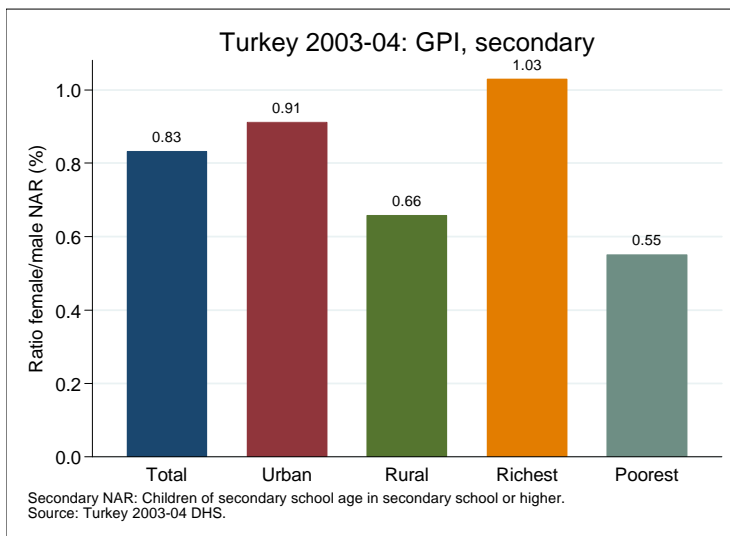
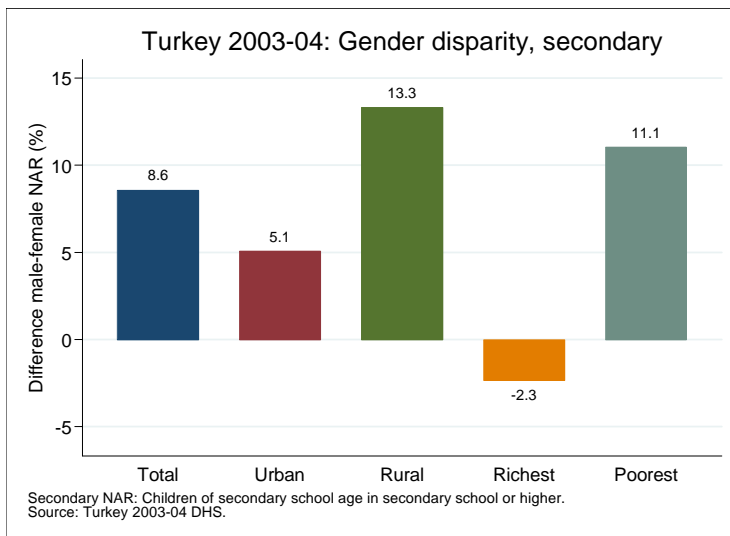
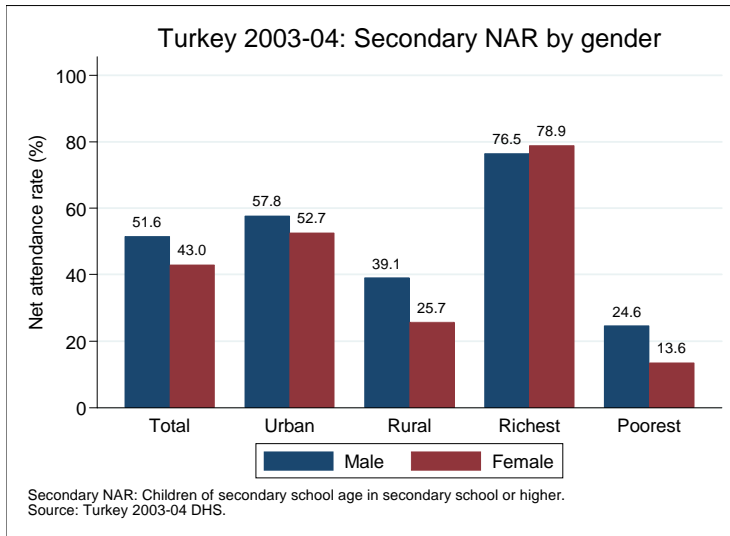
Secondary school NAR: children of secondary school age in secondary school or higher.

Data source: Turkey 2003-04 DHS.

Gender disparity in primary school (survey data)



Gender disparity in secondary school (survey data)



Projections to 2015

