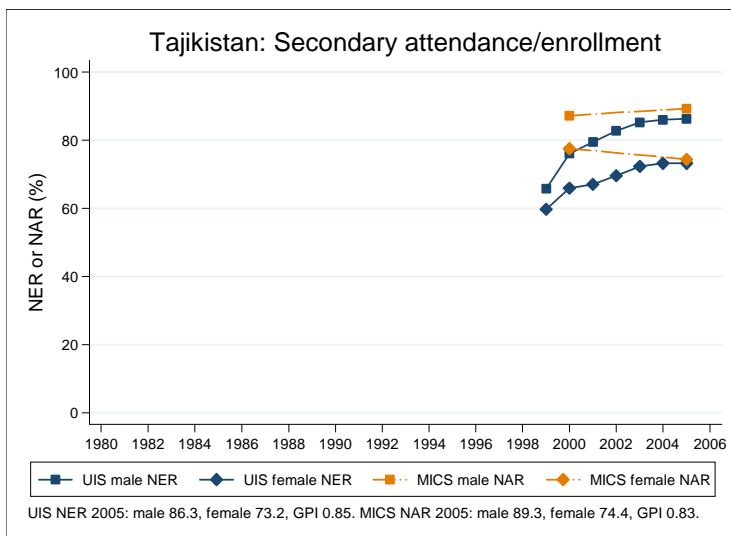
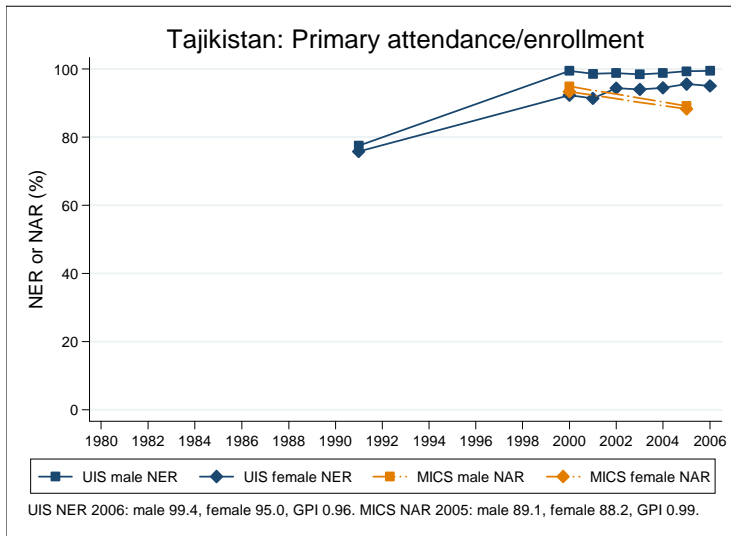
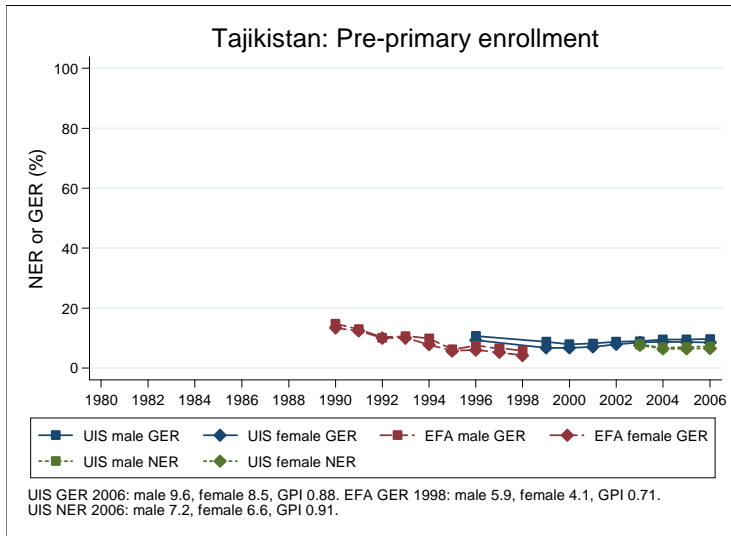
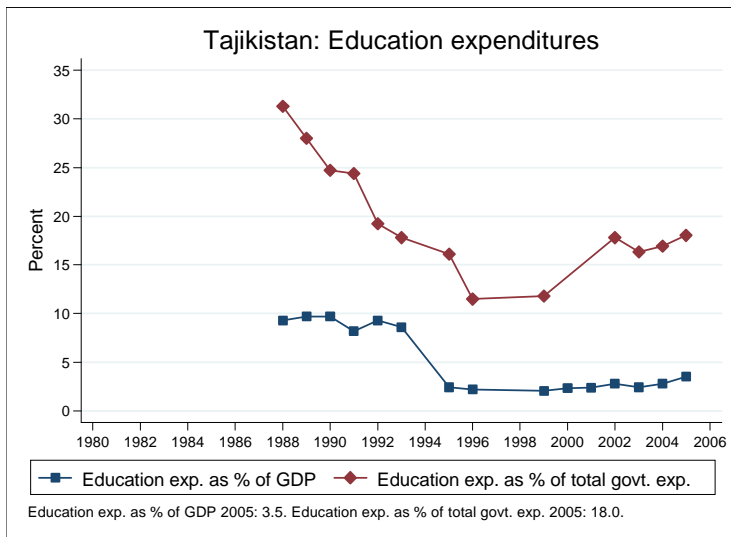
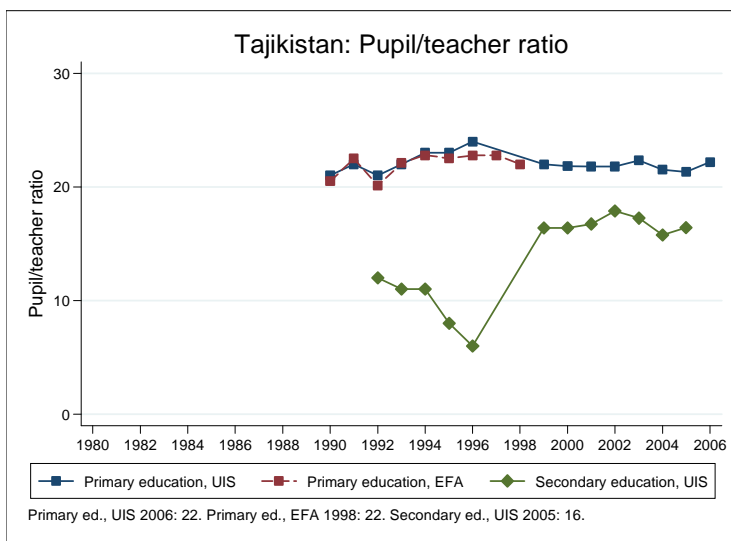
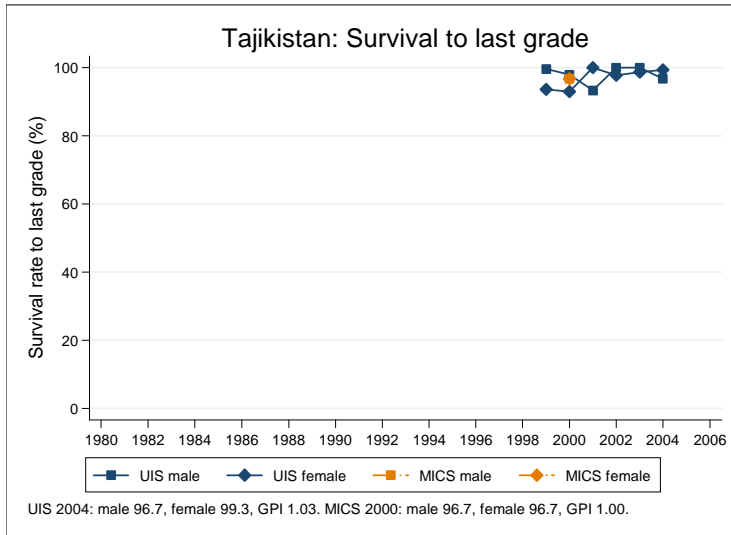


Education statistics: Tajikistan

UNICEF, Division of Policy and Practice, Statistics and Monitoring Section, www.childinfo.org, May 2008





Administrative data: UNESCO Institute for Statistics

Tajikistan

Population (1,000)	Total	Male	Female
Preschool age, 2006	680	347	334
Primary school age, 2006	686	349	337
Secondary school age, 2006	1209	612	597
Total population, all ages, 2007	6736	3337	3399
Official school age (years)	Entrance age	Graduation age	Duration
Preschool, 2006	3	6	4
Primary school, 2006	7	10	4
Secondary school, 2006	11	17	7
Compulsory education, 2006	7	15	9
Net enrolment ratio (%)	Total	Male	Female
Preschool NER, 2006	6.9	7.2	6.6
Primary school NER, 2006	97.3	99.4	95.0
Secondary school NER, 2005	79.8	86.3	73.2
Gross enrolment ratio (%)	Total	Male	Female
Preschool GER, 2006	9.1	9.6	8.5
Primary school GER, 2006	100.3	102.6	97.9
Secondary school GER, 2006	82.6	90.2	74.9
Entrance and transition (%)	Total	Male	Female
Primary net intake rate, 2006	97.7	100.0	95.2
Primary gross intake rate, 2006	101.1	103.4	98.7
Primary entrants with ECCE			
Transition rate primary-secondary, 2005	98.1	98.4	96.7
Repetition and completion	Total	Male	Female
Primary repetition rate (%), 1999	0.5	0.5	0.6
Secondary repetition rate (%), 2003	0.5	0.5	0.5
Survival rate to grade 5 (%)			
Survival rate to last primary grade (%), 2005	99.6	96.7	99.3
Primary completion rate (%), 2006	106.1	103.8	99.6
School life expectancy (years), 2006	9.8	10.4	9.2
Teaching staff	Pupil/teacher ratio	% trained teachers	% female teachers
Preschool, 2006	13.1	81.8	100.0
Primary school, 2006	22.2	93.0	65.1
Secondary school, 2005	16.4	92.4	45.2
Public expenditure per student as % of GDP per capita			
Primary school, 2005	8.8		
Secondary school, 2005	11.4		
Total public expenditure on education			
As % of GDP, 2005	3.5		
As % of total government expenditure, 2005	18.0		

Data sources:

Population: United Nations Population Division, *World Population Prospects: The 2006 Revision*, March 2007.

Education: UNESCO Institute for Statistics, Data Centre, <http://stats.uis.unesco.org/unesco/ReportFolders/ReportFolders.aspx>, January 2008.

Survey data: Tajikistan 2000 MICS

Tajikistan

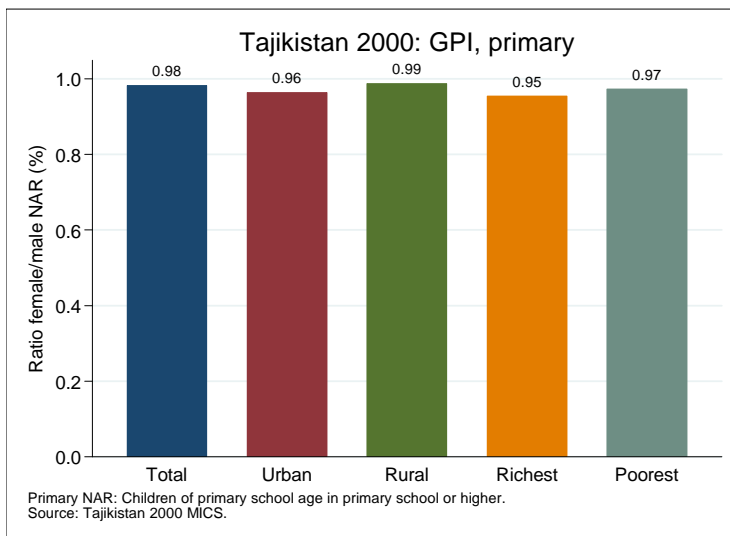
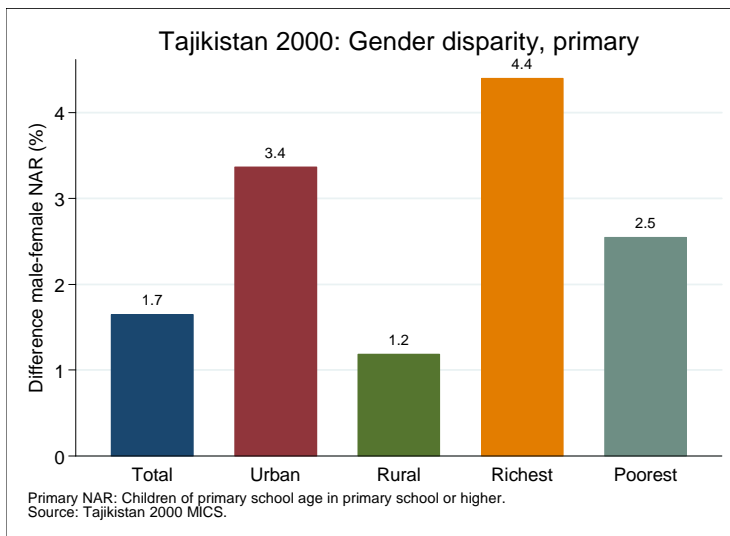
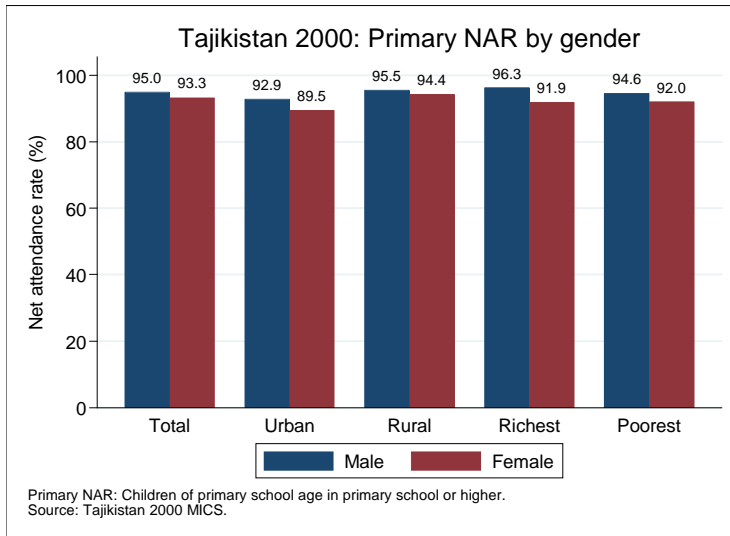
Net attendance rate (%)	Total	Male	Female	Urban	Rural	Richest	Poorest
Primary school NAR	94.2	95.0	93.3	91.2	95.0	94.2	93.3
Secondary school NAR	82.3	87.2	77.6	78.5	83.3	82.9	79.4
Gross attendance rate (%)	Total	Male	Female	Urban	Rural	Richest	Poorest
Primary school GAR	95.5	94.9	96.1	91.4	96.6	95.2	97.3
Secondary school GAR	89.6	95.8	83.5	87.6	90.1	90.1	86.7
Primary age in school (%)	Total	Male	Female	Urban	Rural	Richest	Poorest
Primary school	83.9	83.3	84.4	79.1	85.2	84.1	84.2
Secondary school	10.3	11.6	8.9	12.2	9.8	10.1	9.1
Preschool	0.3	0.4	0.2	0.3	0.3	0.7	0.0
Non-formal education	0.1	0.1	0.1	0.2	0.1	0.2	0.2
Secondary age in school (%)	Total	Male	Female	Urban	Rural	Richest	Poorest
Secondary school	82.3	87.2	77.6	78.5	83.3	82.9	79.4
Higher education							
Primary school	1.7	2.0	1.3	1.2	1.8	1.1	2.7
Preschool	0.0	0.0	0.0	0.0	0.0	0.0	0.0
Non-formal education	0.2	0.1	0.2	0.5	0.1	0.3	0.0
Entrance and transition (%)	Total	Male	Female	Urban	Rural	Richest	Poorest
Primary net intake rate	49.4	50.4	48.4	39.8	52.3	43.7	53.2
Primary gross intake rate	86.4	88.2	84.7	80.7	88.1	80.1	92.9
Primary entrants with ECCE	3.1	4.7	1.6	3.6	3.0	4.1	6.3
Transition rate prim.-sec.	96.6	97.2	96.0	91.6	97.9	92.0	99.2
Repetition and completion (%)	Total	Male	Female	Urban	Rural	Richest	Poorest
Primary repetition rate	0.5	0.5	0.5	1.2	0.3	0.7	0.2
Primary dropout rate	1.5	1.2	1.7	3.6	0.9	3.0	0.5
Secondary repetition rate	0.4	0.7	0.1	0.3	0.4	0.5	0.2
Secondary dropout rate	4.9	3.6	6.3	4.8	4.9	4.0	4.4
Survival rate to grade 5	94.2	95.1	93.1	86.3	96.3	87.7	98.0
Survival rate to last prim. grade	96.7	96.7	96.7	92.1	98.0	94.5	98.7

Primary school NAR: children of primary school age in primary school or higher.

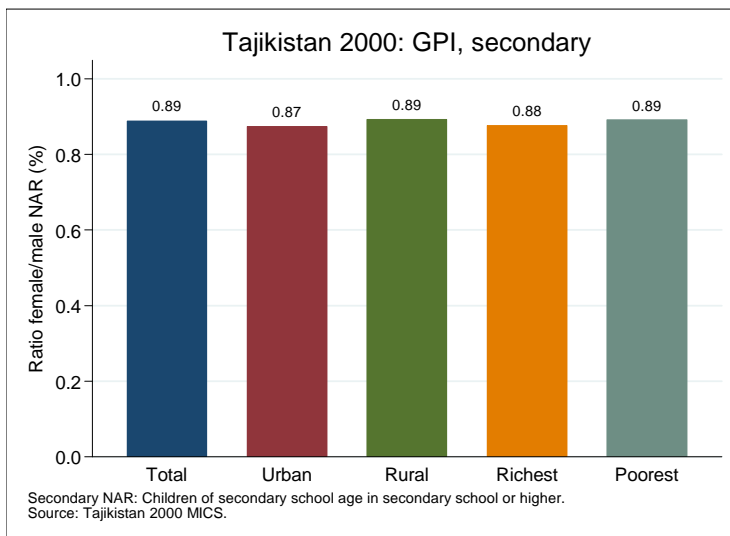
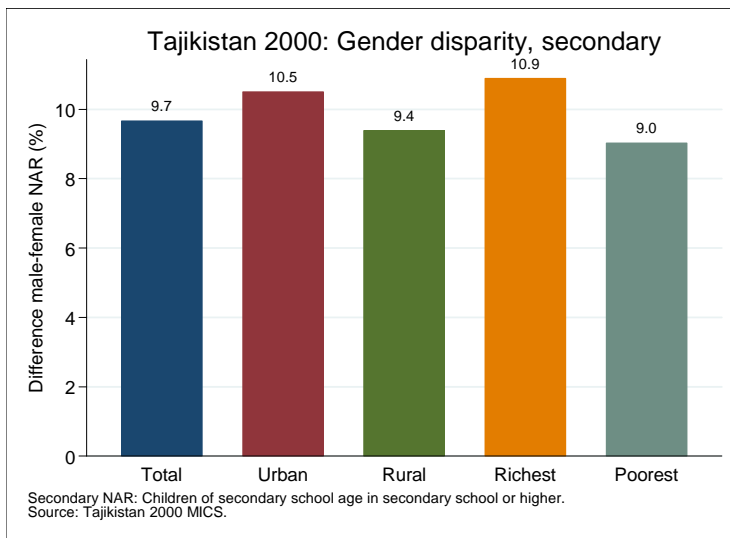
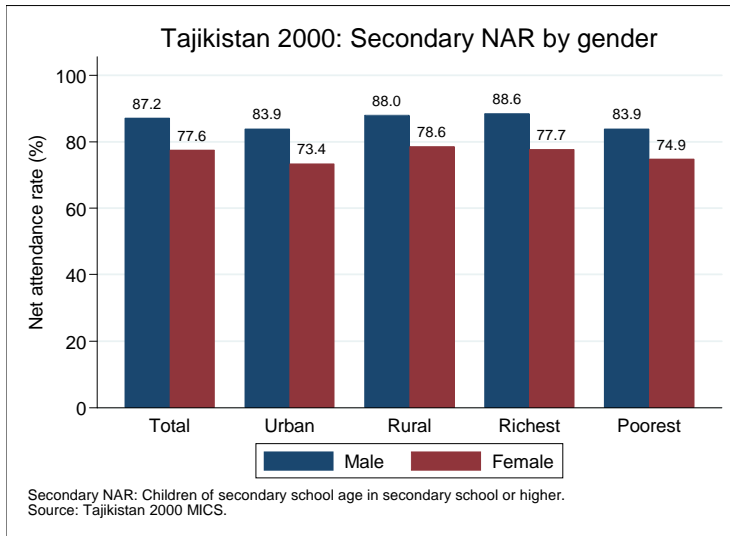
Secondary school NAR: children of secondary school age in secondary school or higher.

Data source: Tajikistan 2000 MICS.

Gender disparity in primary school (survey data)



Gender disparity in secondary school (survey data)



Projections to 2015

