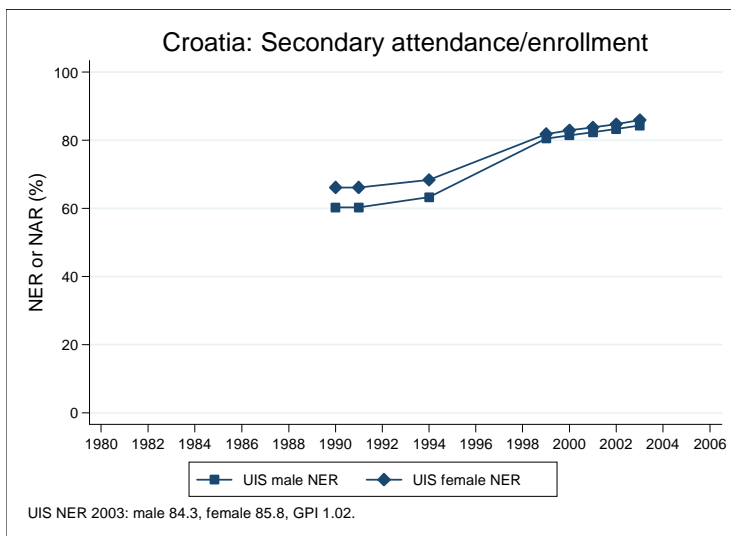
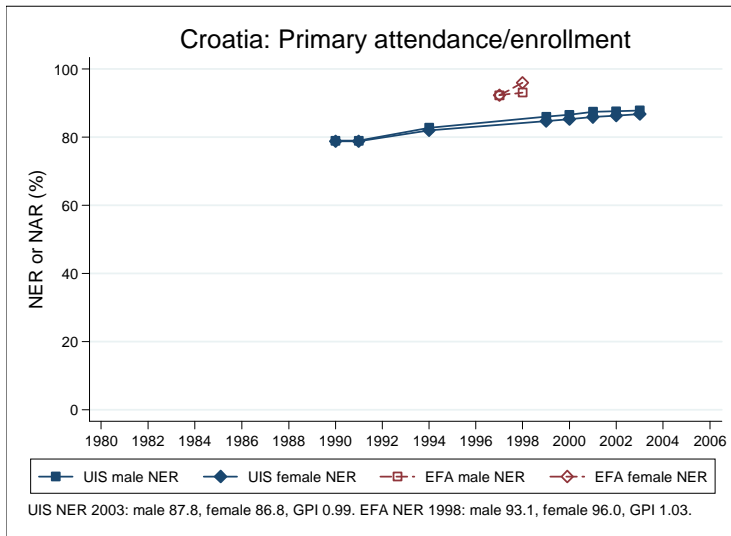
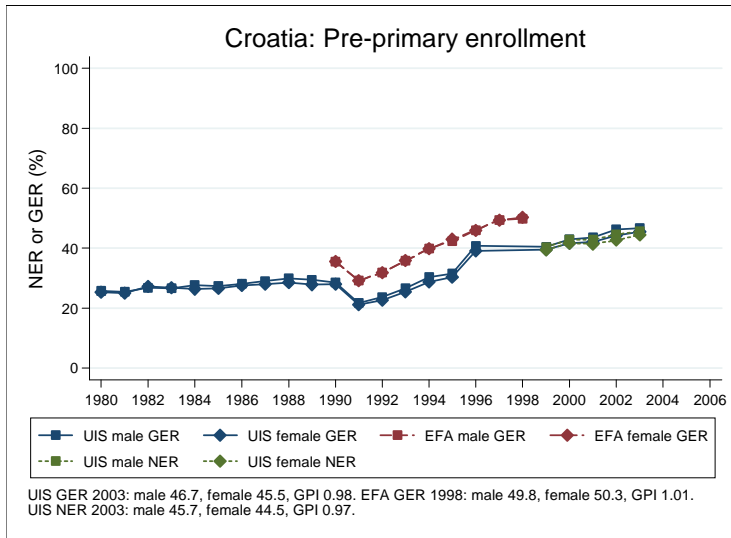
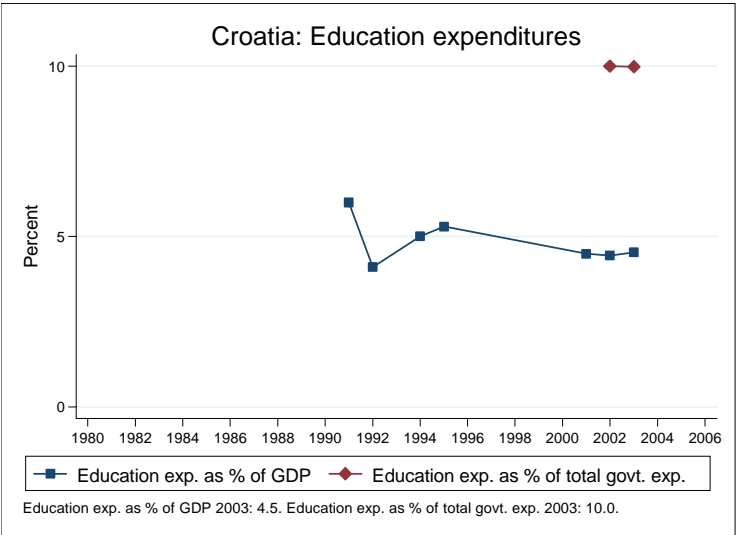
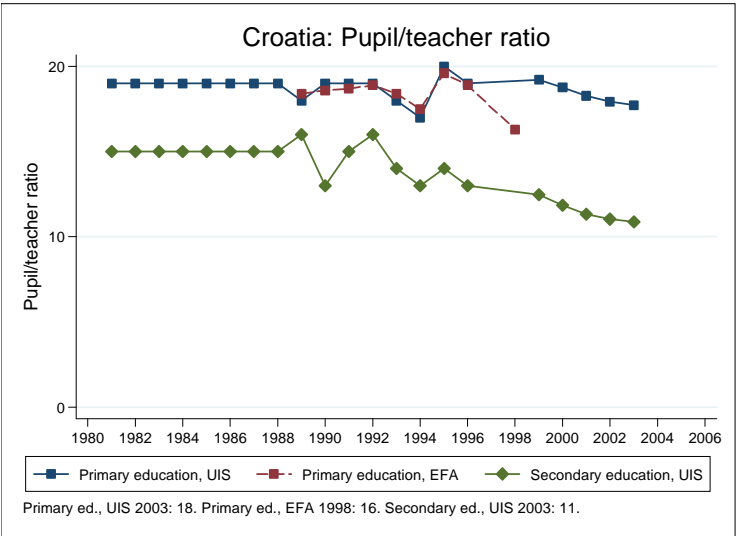
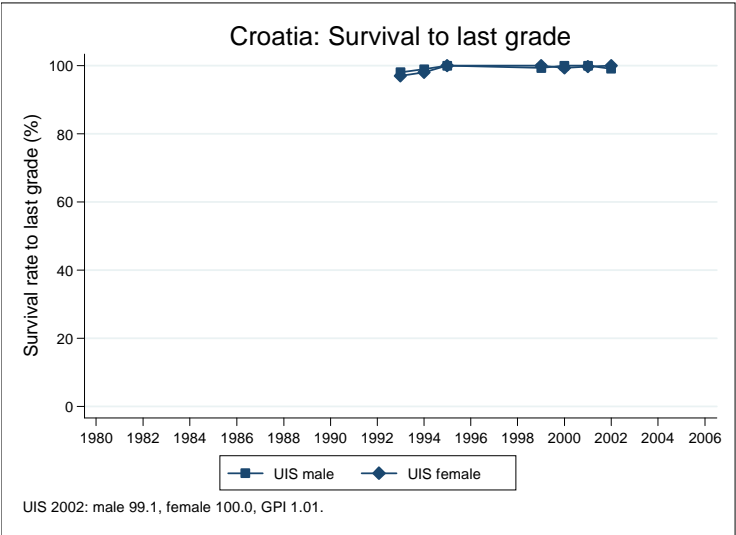


Education statistics: Croatia

UNICEF, Division of Policy and Practice, Statistics and Monitoring Section, www.childinfo.org, May 2008





Administrative data: UNESCO Institute for Statistics

Croatia

Population (1,000)	Total	Male	Female
Preschool age, 2006	180	92	87
Primary school age, 2006	197	101	96
Secondary school age, 2006	434	222	213
Total population, all ages, 2007	4555	2193	2363
Official school age (years)	Entrance age	Graduation age	Duration
Preschool, 2005	3	6	4
Primary school, 2005	7	10	4
Secondary school, 2005	11	18	8
Compulsory education, 2005	7	14	8
Net enrolment ratio (%)	Total	Male	Female
Preschool NER, 2003	45.1	45.7	44.5
Primary school NER, 2003	87.3	87.8	86.8
Secondary school NER, 2003	85.0	84.3	85.8
Gross enrolment ratio (%)	Total	Male	Female
Preschool GER, 2003	46.1	46.7	45.5
Primary school GER, 2003	94.4	94.7	94.0
Secondary school GER, 2003	88.2	87.5	88.9
Entrance and transition (%)	Total	Male	Female
Primary net intake rate, 2003	71.4	73.1	69.6
Primary gross intake rate, 2003	97.6	98.6	96.5
Primary entrants with ECCE, 2003	98.0	98.0	98.0
Transition rate primary-secondary, 2002	99.9	99.8	100.0
Repetition and completion	Total	Male	Female
Primary repetition rate (%), 2001		0.5	
Secondary repetition rate (%), 2003	0.5	0.8	
Survival rate to grade 5 (%)			
Survival rate to last primary grade (%), 2002	99.6	99.1	100.0
Primary completion rate (%), 2003	91.4	91.9	90.8
School life expectancy (years), 2003	10.9	10.9	10.9
Teaching staff	Pupil/teacher ratio	% trained teachers	% female teachers
Preschool, 2003	12.2	83.8	99.7
Primary school, 2003	17.7	100.0	89.9
Secondary school, 2003	10.9	100.0	67.0
Public expenditure per student as % of GDP per capita			
Primary school, 2003	19.7		
Secondary school, 2003	25.3		
Total public expenditure on education			
As % of GDP, 2003	4.5		
As % of total government expenditure, 2003	10.0		

Data sources:

Population: United Nations Population Division, *World Population Prospects: The 2006 Revision*, March 2007.

Education: UNESCO Institute for Statistics, Data Centre, <http://stats.uis.unesco.org/unesco/ReportFolders/ReportFolders.aspx>, January 2008.