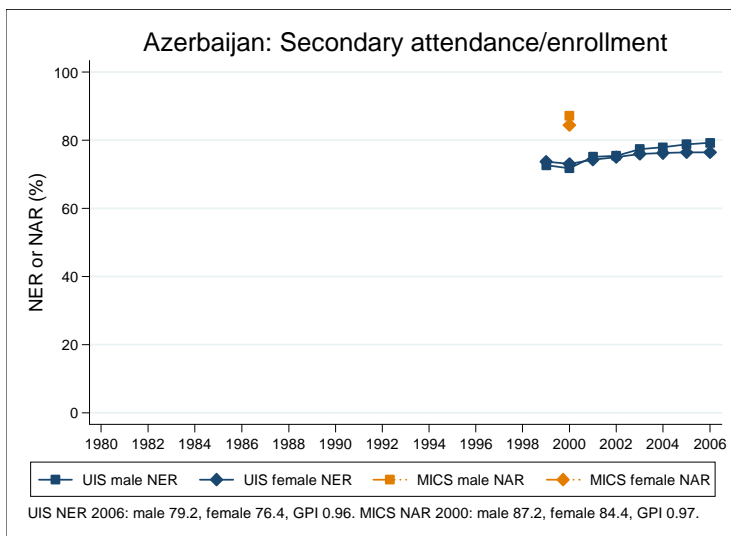
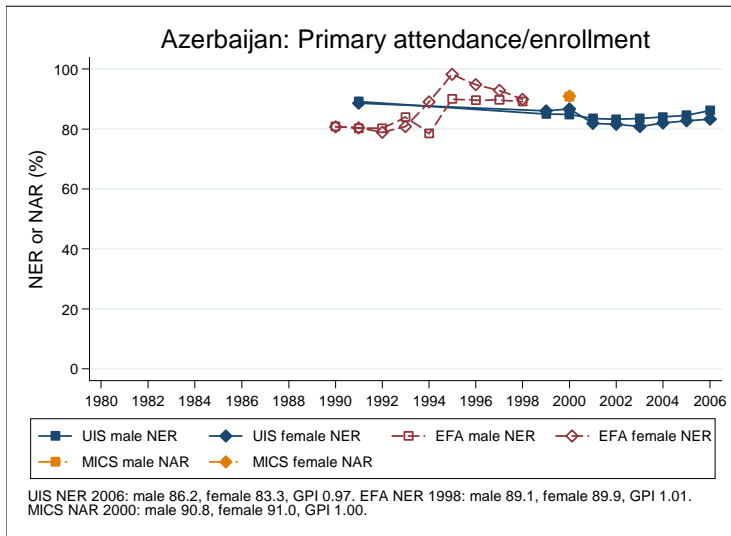
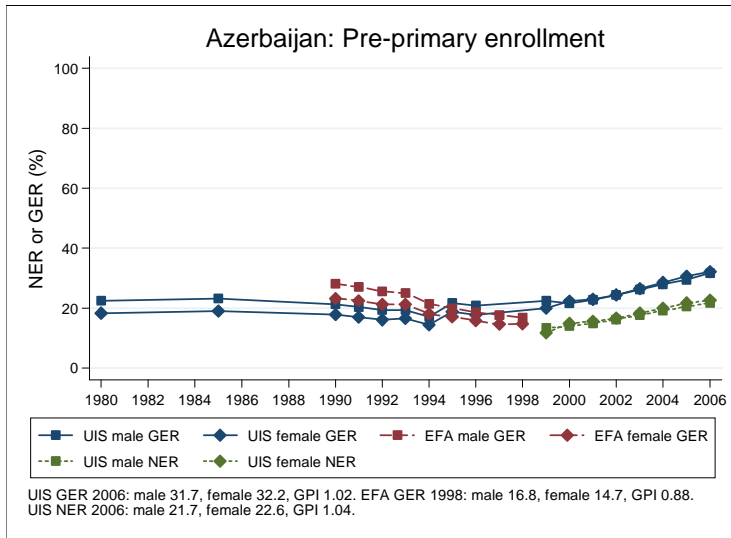
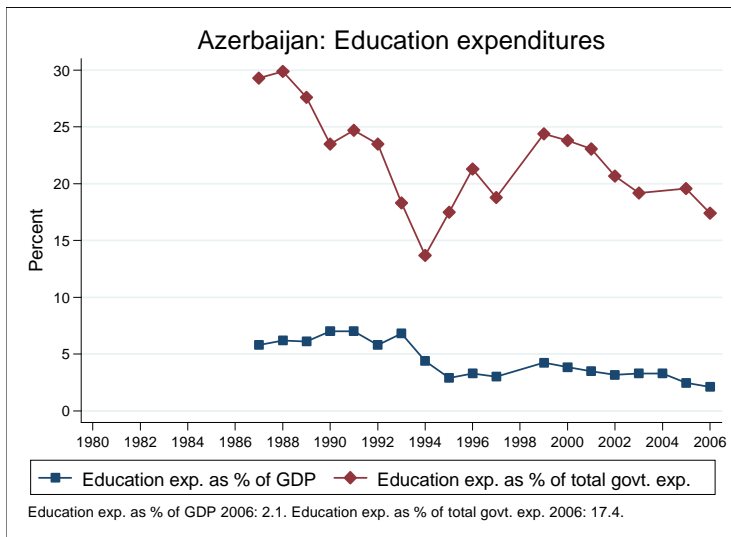
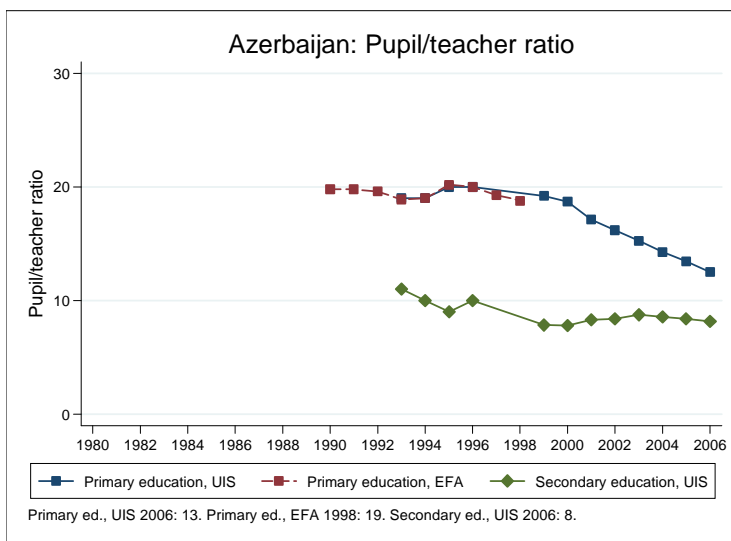
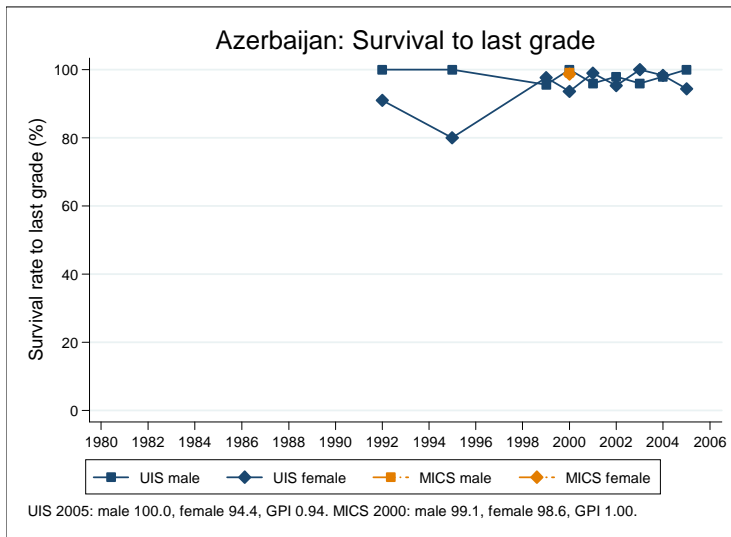


Education statistics: Azerbaijan

UNICEF, Division of Policy and Practice, Statistics and Monitoring Section, www.childinfo.org, May 2008





Administrative data: UNESCO Institute for Statistics

Azerbaijan

Population (1,000)	Total	Male	Female
Preschool age, 2006	340	181	160
Primary school age, 2006	559	291	268
Secondary school age, 2006	1267	649	617
Total population, all ages, 2007	8467	4116	4352
Official school age (years)	Entrance age	Graduation age	Duration
Preschool, 2006	3	5	3
Primary school, 2006	6	9	4
Secondary school, 2006	10	16	7
Compulsory education, 2006	6	16	11
Net enrolment ratio (%)	Total	Male	Female
Preschool NER, 2006	22.1	21.7	22.6
Primary school NER, 2006	84.8	86.2	83.3
Secondary school NER, 2006	77.8	79.2	76.4
Gross enrolment ratio (%)	Total	Male	Female
Preschool GER, 2006	31.9	31.7	32.2
Primary school GER, 2006	96.2	97.8	94.5
Secondary school GER, 2006	83.0	84.8	81.1
Entrance and transition (%)	Total	Male	Female
Primary net intake rate, 2006	69.8	70.5	69.0
Primary gross intake rate, 2006	97.8	98.8	96.7
Primary entrants with ECCE, 2006	6.8	6.9	6.7
Transition rate primary-secondary, 2005	99.1	100.0	98.0
Repetition and completion	Total	Male	Female
Primary repetition rate (%)			
Secondary repetition rate (%), 2006	0.5	0.6	0.6
Survival rate to grade 5 (%)			
Survival rate to last primary grade (%), 2005	97.3	100.0	94.4
Primary completion rate (%), 2006	91.9	93.7	90.0
School life expectancy (years), 2006	9.6	9.8	9.4
Teaching staff	Pupil/teacher ratio	% trained teachers	% female teachers
Preschool, 2006	10.0	89.9	100.0
Primary school, 2006	12.5	100.0	86.5
Secondary school, 2006	8.1	99.8	66.1
Public expenditure per student as % of GDP per capita			
Primary school, 2006	5.5		
Secondary school, 2006	8.5		
Total public expenditure on education			
As % of GDP, 2006	2.1		
As % of total government expenditure, 2006	17.4		

Data sources:

Population: United Nations Population Division, *World Population Prospects: The 2006 Revision*, March 2007.

Education: UNESCO Institute for Statistics, Data Centre, <http://stats.uis.unesco.org/unesco/ReportFolders/ReportFolders.aspx>, January 2008.

Survey data: Azerbaijan 2000 MICS

Azerbaijan

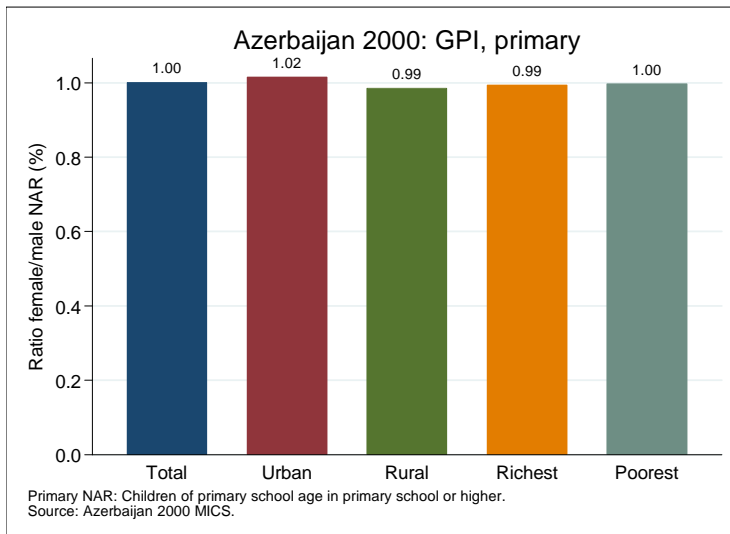
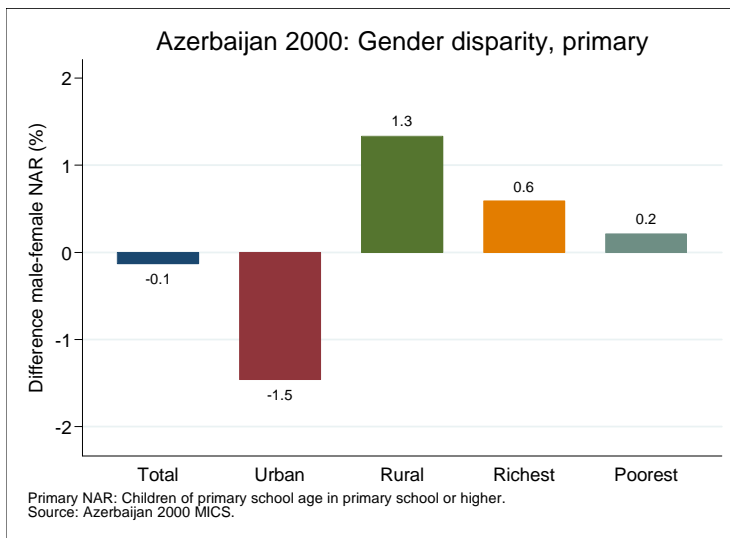
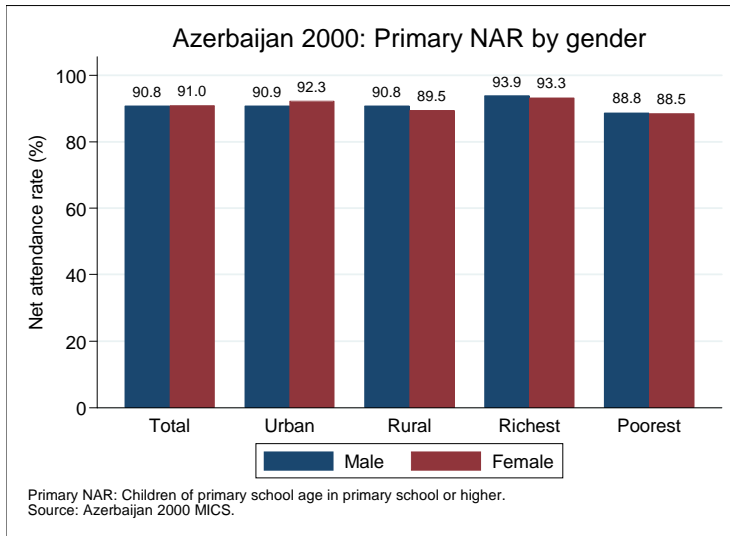
Net attendance rate (%)	Total	Male	Female	Urban	Rural	Richest	Poorest
Primary school NAR	90.9	90.8	91.0	91.6	90.2	93.6	88.7
Secondary school NAR	85.8	87.2	84.4	86.9	84.6	89.5	81.4
Gross attendance rate (%)	Total	Male	Female	Urban	Rural	Richest	Poorest
Primary school GAR	102.5	102.1	103.0	104.1	100.9	104.7	101.5
Secondary school GAR	85.6	86.7	84.4	85.2	86.0	86.8	83.0
Primary age in school (%)	Total	Male	Female	Urban	Rural	Richest	Poorest
Primary school	88.4	88.3	88.4	89.9	86.8	91.9	85.7
Secondary school	2.5	2.5	2.5	1.6	3.5	1.7	2.9
Preschool	0.4	0.4	0.4	0.3	0.4	0.6	0.5
Non-formal education							
Secondary age in school (%)	Total	Male	Female	Urban	Rural	Richest	Poorest
Secondary school	84.1	85.2	83.0	84.3	83.9	85.9	81.1
Higher education	1.7	2.0	1.4	2.6	0.6	3.6	0.3
Primary school	6.6	6.8	6.5	6.5	6.8	5.9	8.3
Preschool	0.1	0.1	0.0	0.2	0.0	0.3	0.0
Non-formal education							
Entrance and transition (%)	Total	Male	Female	Urban	Rural	Richest	Poorest
Primary net intake rate	61.7	61.6	61.8	59.9	63.4	66.7	63.0
Primary gross intake rate	104.0	102.8	105.4	101.9	106.0	110.6	99.3
Primary entrants with ECCE	3.7	4.1	3.1	3.1	4.2	6.8	5.1
Transition rate prim.-sec.	99.4	99.4	99.3	99.4	99.4	100.0	99.3
Repetition and completion (%)	Total	Male	Female	Urban	Rural	Richest	Poorest
Primary repetition rate	0.7	0.8	0.6	0.6	0.8	0.2	1.3
Primary dropout rate	0.4	0.2	0.5	0.3	0.4	0.2	0.7
Secondary repetition rate	1.9	1.9	1.9	1.9	2.0	2.2	1.6
Secondary dropout rate	2.7	1.6	3.7	2.9	2.4	2.4	1.9
Survival rate to grade 5	98.6	99.1	98.0	98.8	98.3	99.1	97.2
Survival rate to last prim. grade	98.9	99.1	98.6	99.1	98.7	99.1	97.9

Primary school NAR: children of primary school age in primary school or higher.

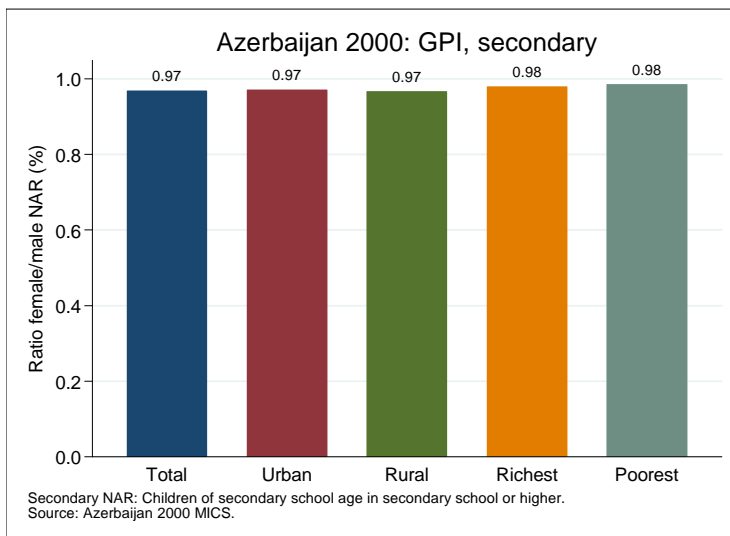
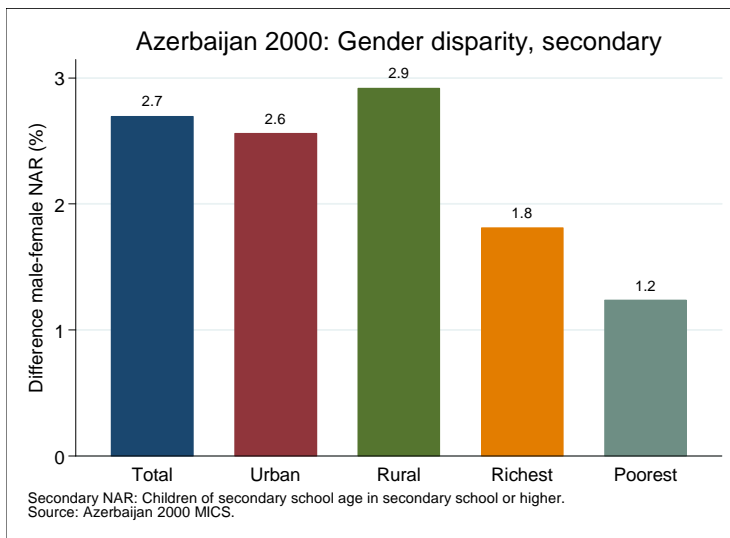
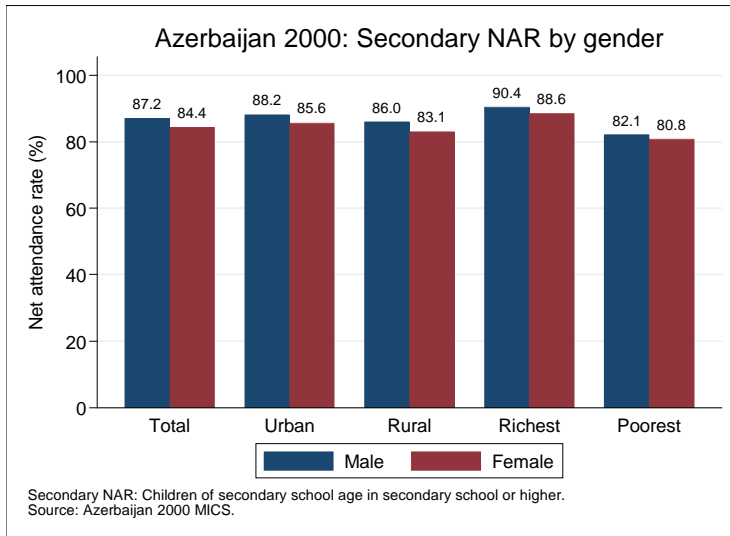
Secondary school NAR: children of secondary school age in secondary school or higher.

Data source: Azerbaijan 2000 MICS.

Gender disparity in primary school (survey data)



Gender disparity in secondary school (survey data)



Projections to 2015

