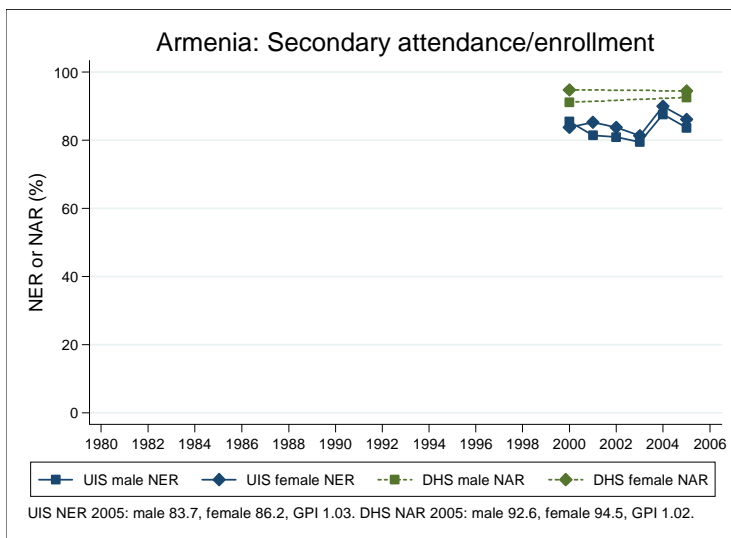
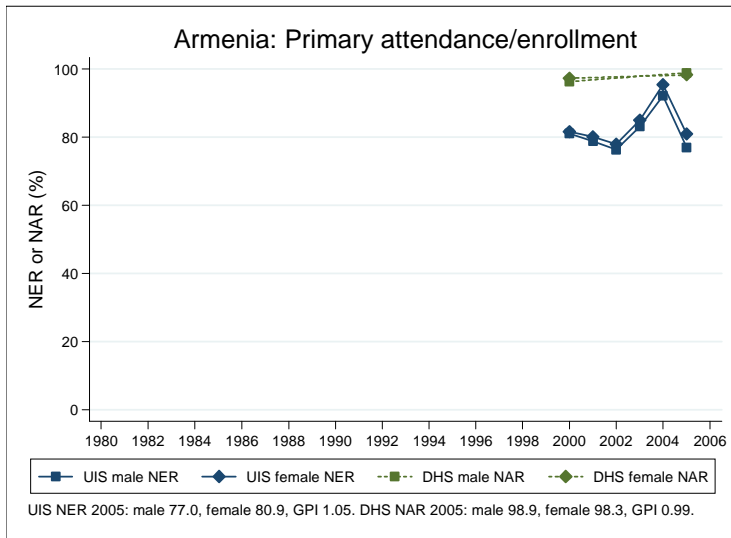
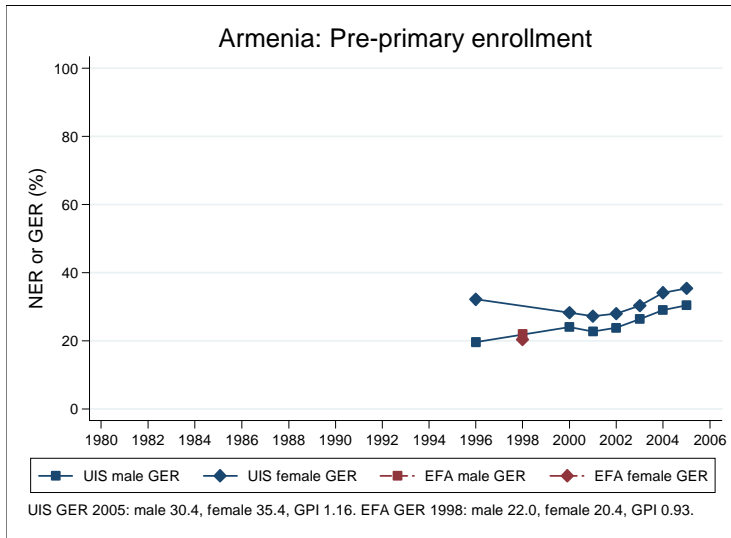
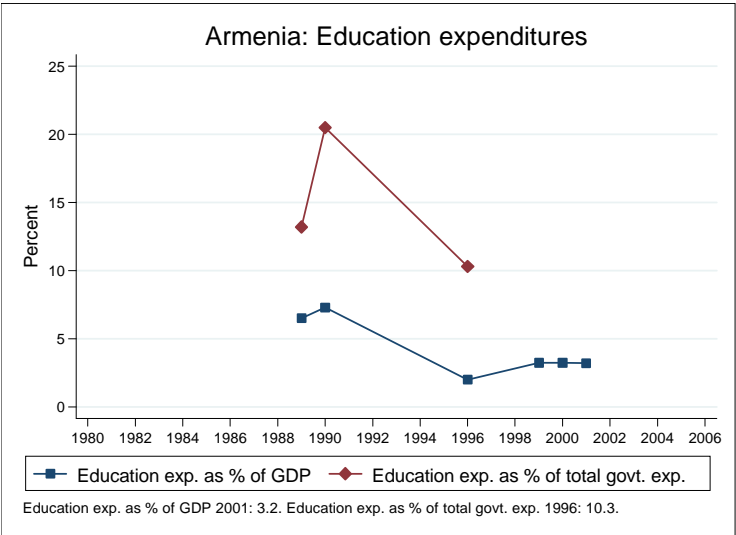
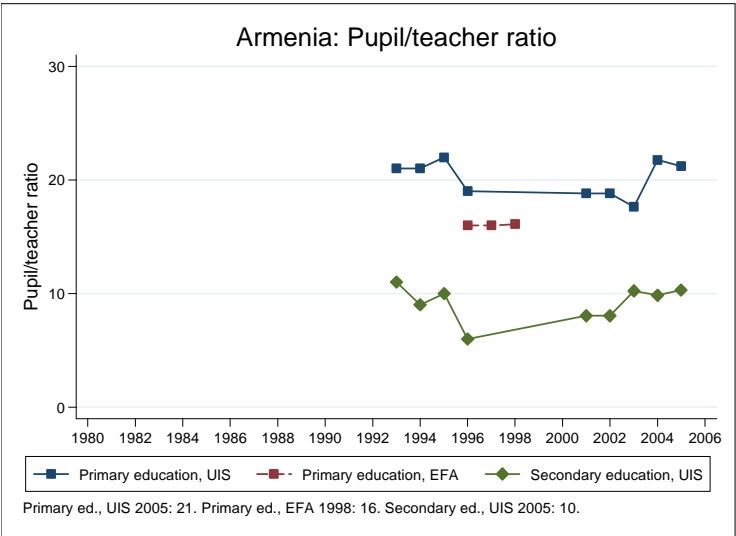
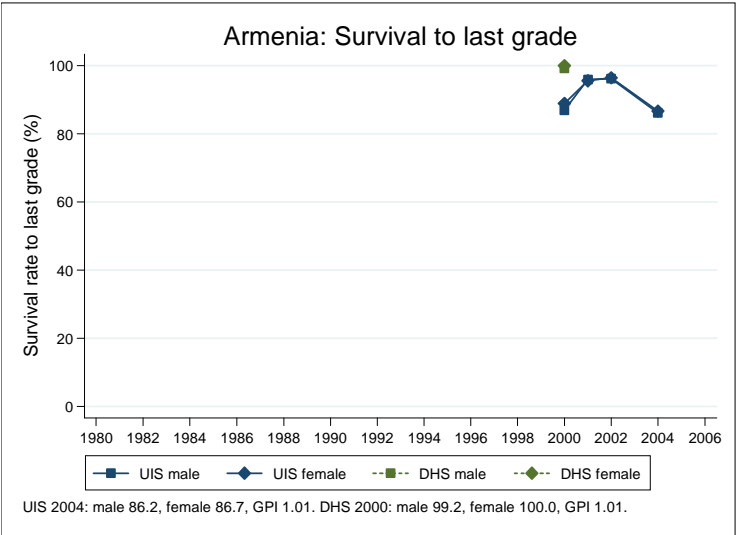


Education statistics: Armenia

UNICEF, Division of Policy and Practice, Statistics and Monitoring Section, www.childinfo.org, May 2008





Administrative data: UNESCO Institute for Statistics

Armenia

Population (1,000)	Total	Male	Female
Preschool age, 2006	134	72	61
Primary school age, 2006	124	66	58
Secondary school age, 2006	398	204	194
Total population, all ages, 2007	3002	1397	1606
Official school age (years)	Entrance age	Graduation age	Duration
Preschool, 2005	3	6	4
Primary school, 2005	7	9	3
Secondary school, 2005	10	16	7
Compulsory education, 2005	7	14	8
Net enrolment ratio (%)	Total	Male	Female
Preschool NER			
Primary school NER, 2005	78.8	77.0	80.9
Secondary school NER, 2005	84.9	83.7	86.2
Gross enrolment ratio (%)	Total	Male	Female
Preschool GER, 2005	32.7	30.4	35.4
Primary school GER, 2005	93.7	91.9	95.8
Secondary school GER, 2005	88.0	86.8	89.4
Entrance and transition (%)	Total	Male	Female
Primary net intake rate, 2005	57.6	56.2	59.2
Primary gross intake rate, 2005	100.1	98.5	101.9
Primary entrants with ECCE			
Transition rate primary-secondary, 2004	93.4	93.4	93.3
Repetition and completion	Total	Male	Female
Primary repetition rate (%)			
Secondary repetition rate (%)			
Survival rate to grade 5 (%)			
Survival rate to last primary grade (%), 2004	86.4	86.2	86.7
Primary completion rate (%), 2005	90.7	89.1	92.5
School life expectancy (years), 2005	9.1	8.9	9.2
Teaching staff	Pupil/teacher ratio	% trained teachers	% female teachers
Preschool, 2005	9.3	55.9	99.8
Primary school, 2005	21.2	77.5	99.2
Secondary school, 2005	10.3	76.9	81.3
Public expenditure per student as % of GDP per capita			
Primary school, 2001	5.0		
Secondary school, 2001	12.4		
Total public expenditure on education			
As % of GDP, 2001	3.2		
As % of total government expenditure			

Data sources:

Population: United Nations Population Division, *World Population Prospects: The 2006 Revision*, March 2007.

Education: UNESCO Institute for Statistics, Data Centre, <http://stats.uis.unesco.org/unesco/ReportFolders/ReportFolders.aspx>, January 2008.

Survey data: Armenia 2000 DHS

Armenia

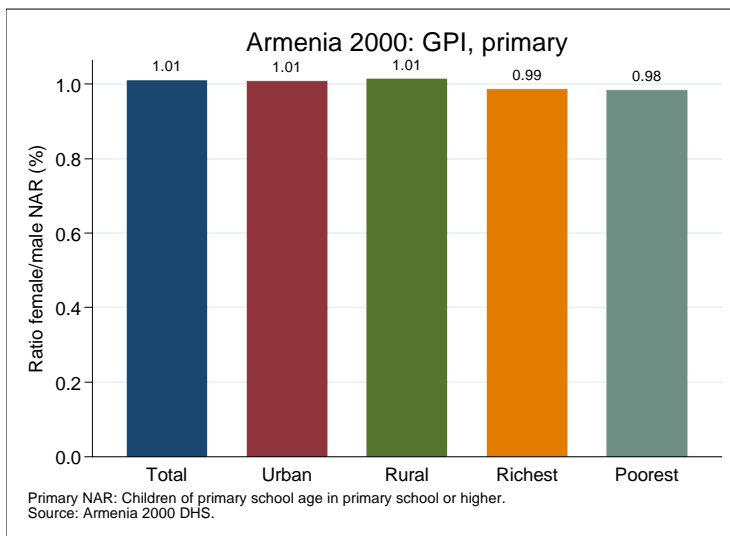
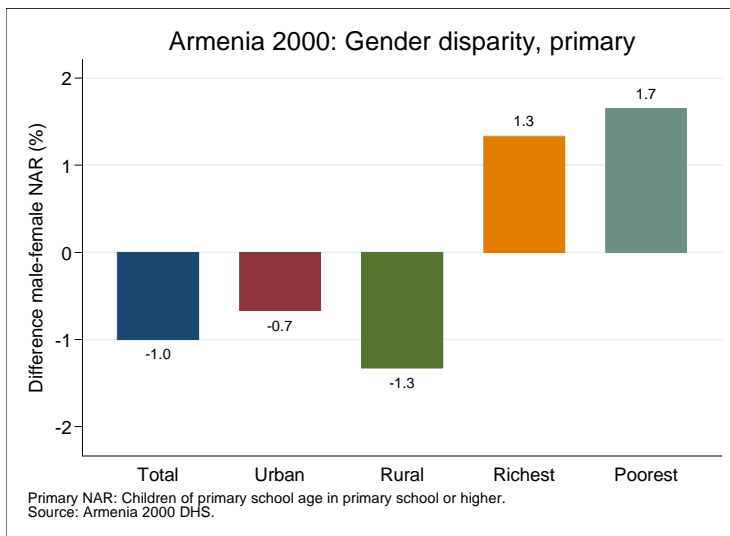
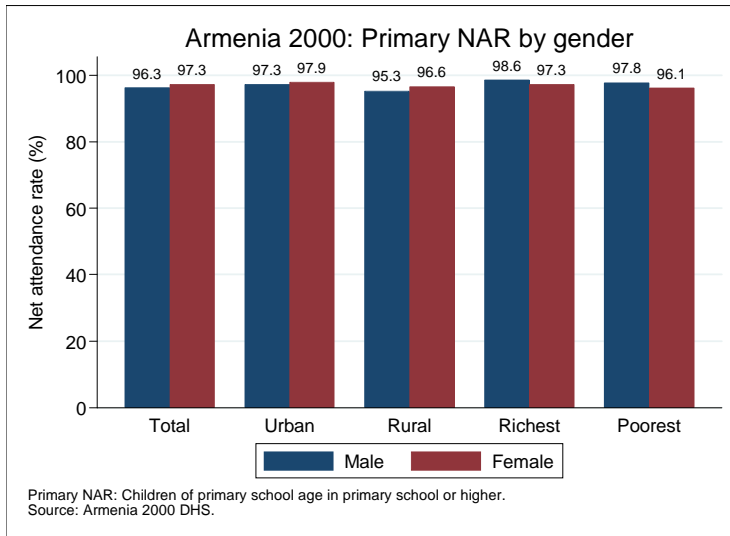
Net attendance rate (%)	Total	Male	Female	Urban	Rural	Richest	Poorest
Primary school NAR	96.8	96.3	97.3	97.6	95.9	98.0	97.0
Secondary school NAR	92.9	91.1	94.8	94.4	91.1	96.0	88.5
Gross attendance rate (%)	Total	Male	Female	Urban	Rural	Richest	Poorest
Primary school GAR	100.6	102.6	98.6	100.0	101.3	99.8	104.3
Secondary school GAR	94.4	91.3	97.6	94.5	94.2	95.2	91.6
Primary age in school (%)	Total	Male	Female	Urban	Rural	Richest	Poorest
Primary school	89.5	89.8	89.2	88.7	90.4	86.8	91.1
Secondary school	7.2	6.5	7.9	8.7	5.6	10.5	5.9
Preschool							
Non-formal education							
Secondary age in school (%)	Total	Male	Female	Urban	Rural	Richest	Poorest
Secondary school	90.2	87.6	92.9	90.6	89.8	91.1	87.4
Higher education	2.7	3.5	1.9	3.9	1.3	4.9	1.1
Primary school	1.4	1.5	1.3	0.9	2.0	1.2	3.0
Preschool							
Non-formal education							
Entrance and transition (%)	Total	Male	Female	Urban	Rural	Richest	Poorest
Primary net intake rate	65.4	65.7	65.0	66.2	64.6	61.2	70.0
Primary gross intake rate	97.0	104.7	89.7	103.9	90.5	89.6	99.1
Primary entrants with ECCE							
Transition rate prim.-sec.	99.9	99.8	100.0	100.0	99.8	100.0	100.0
Repetition and completion (%)	Total	Male	Female	Urban	Rural	Richest	Poorest
Primary repetition rate	0.1	0.3	0.0	0.2	0.1	0.0	0.1
Primary dropout rate	0.1	0.3	0.0	0.1	0.1	0.0	0.0
Secondary repetition rate	0.4	0.7	0.1	0.5	0.3	0.7	0.4
Secondary dropout rate	8.1	8.7	7.6	7.0	9.7	6.3	10.6
Survival rate to grade 5	99.3	98.7	100.0	99.5	99.1	100.0	99.0
Survival rate to last prim. grade	99.6	99.2	100.0	99.5	99.6	100.0	100.0

Primary school NAR: children of primary school age in primary school or higher.

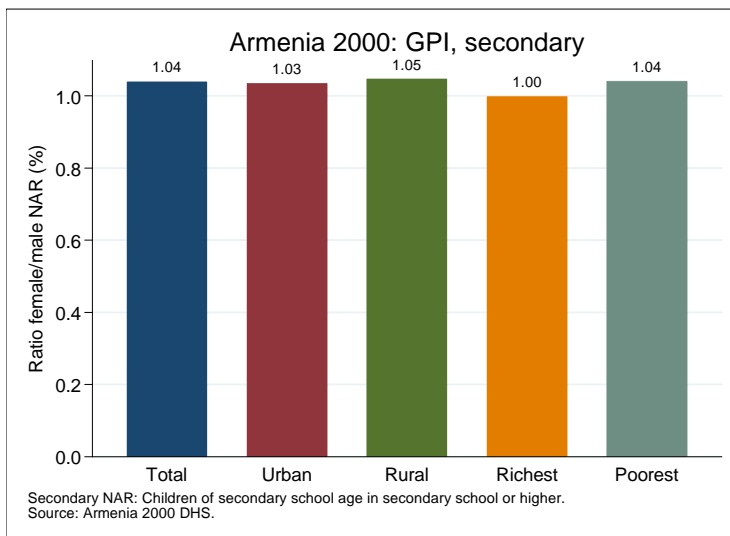
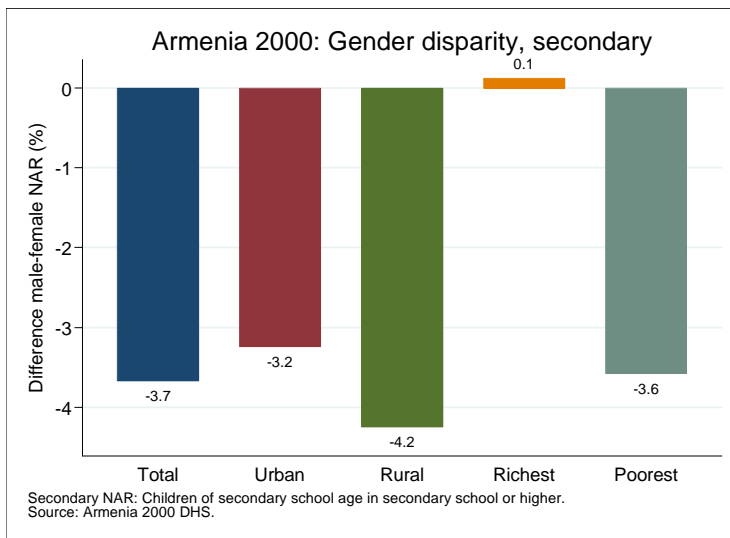
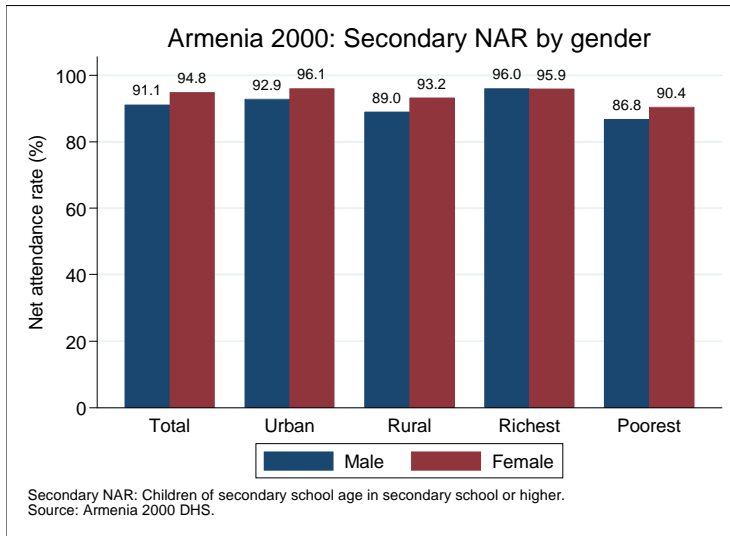
Secondary school NAR: children of secondary school age in secondary school or higher.

Data source: Armenia 2000 DHS.

Gender disparity in primary school (survey data)



Gender disparity in secondary school (survey data)



Projections to 2015

