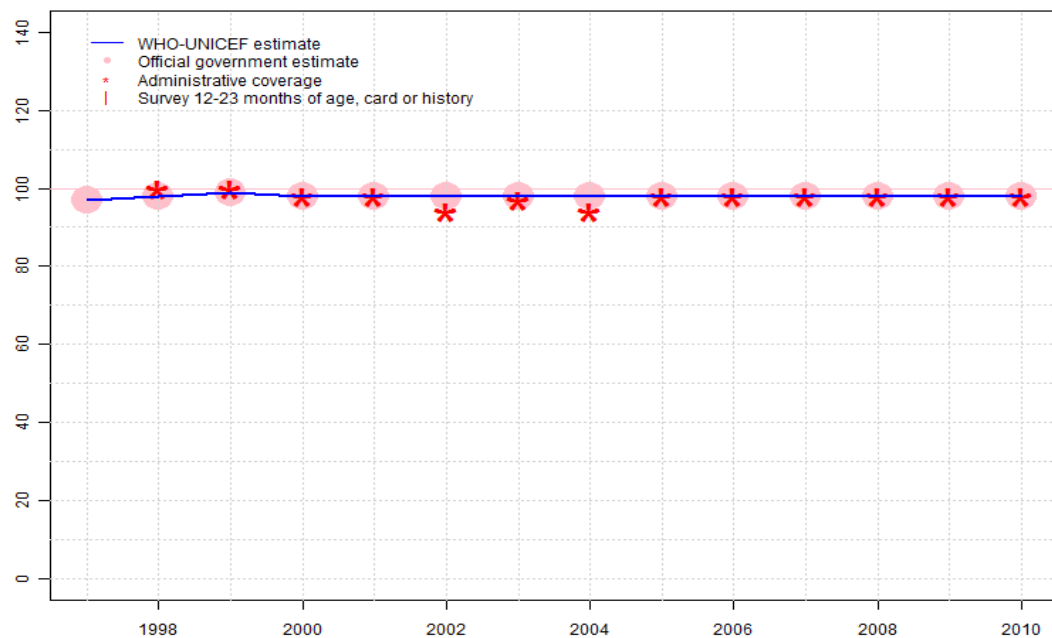


# Bulgaria - BCG

BGR - BCG



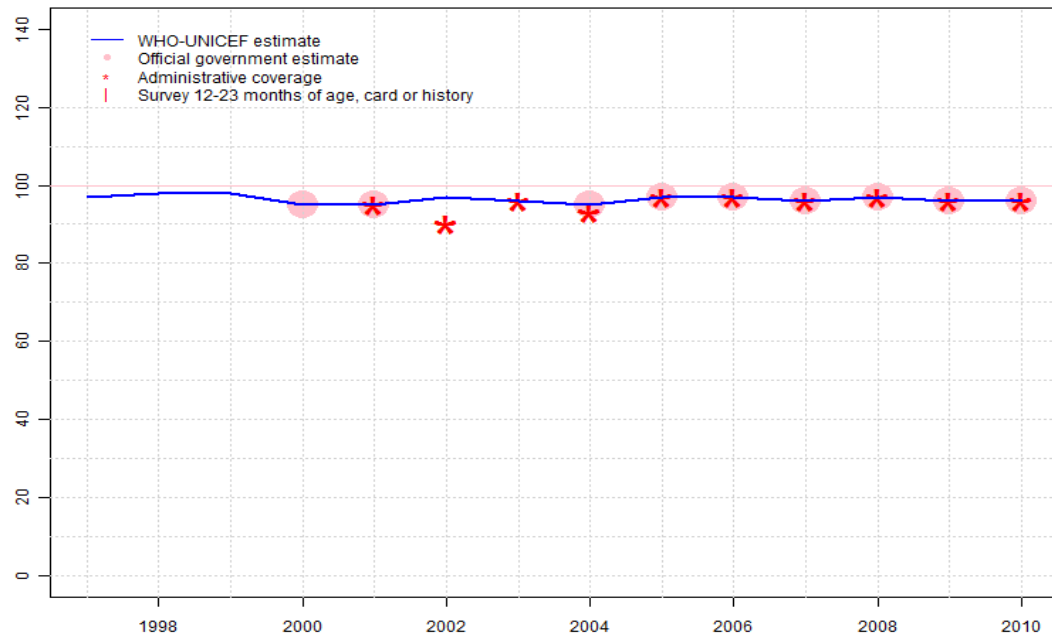
## Description:

1997: Legacy estimate.  
 1998: Estimate based on reported data.  
 1999: Estimate based on reported data.  
 2000: Estimate based on reported data.  
 2001: Estimate based on reported data.  
 2002: Estimate based on reported data.  
 2003: Estimate based on reported data.  
 2004: Estimate based on reported data.  
 2005: Estimate based on reported data.  
 2006: Estimate based on reported data.  
 2007: Estimate based on reported data.  
 2008: Estimate based on reported data.  
 2009: Estimate based on reported data.  
 2010: Estimate based on reported data.

	1997	1998	1999	2000	2001	2002	2003	2004	2005	2006	2007	2008	2009	2010
Estimate	97	98	99	98	98	98	98	98	98	98	98	98	98	98
Official	97	98	99	98	98	98	98	98	98	98	98	98	98	98
Administrative	NA	100	100	98	98	94	97	94	98	98	98	98	98	98
Survey	NA	NA	NA	NA	NA	NA	NA	NA	NA	NA	NA	NA	NA	NA

# Bulgaria - DTP1

BGR - DTP1



## Description:

1997: Legacy estimate.

1998: No DTP1 data. Estimate based on DTP3 coverage of 95. Current estimate of 98 percent changed from previous revision value of 97 percent.

1999: No DTP1 data. Estimate based on DTP3 coverage of 96. Current estimate of 98 percent changed from previous revision value of 97 percent.

2000: Estimates based on reported data. Current estimate of 95 percent changed from previous revision value of 97 percent.

2001: Estimate based on reported data. Current estimate of 95 percent changed from previous revision value of 97 percent.

2002: DTP1 coverage estimated based on DTP3 coverage of 93.

2003: Estimate based on reported data. Current estimate of 96 percent changed from previous revision value of 98 percent.

2004: Estimate based on reported data. Current estimate of 95 percent changed from previous revision value of 97 percent.

2005: Estimate based on reported data. Current estimate of 97 percent changed from previous revision value of 99 percent.

2006: Estimate based on reported data. Current estimate of 97 percent changed from previous revision value of 99 percent.

2007: Estimate based on reported data. Current estimate of 96 percent changed from previous revision value of 98 percent.

2008: Estimate based on reported data. Current estimate of 97 percent changed from previous revision value of 99 percent.

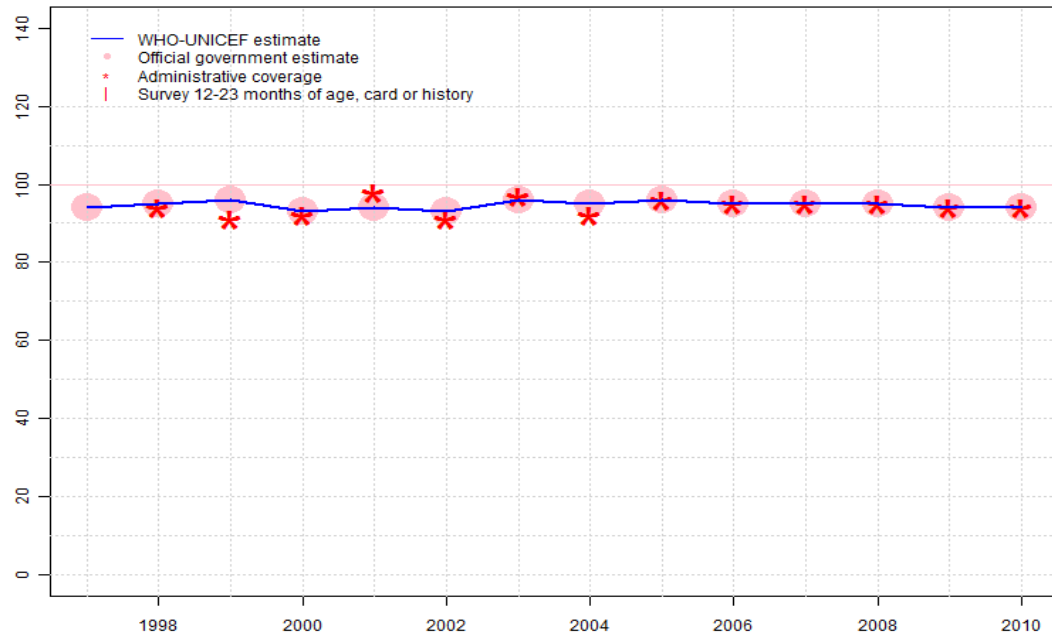
2009: Estimate based on reported data. Current estimate of 96 percent changed from previous revision value of 98 percent.

2010: Estimate based on reported data.

	1997	1998	1999	2000	2001	2002	2003	2004	2005	2006	2007	2008	2009	2010
Estimate	97	98	98	95	95	97	96	95	97	97	96	97	96	96
Official	NA	NA	NA	95	95	NA	NA	95	97	97	96	97	96	96
Administrative	NA	NA	NA	NA	95	90	96	93	97	97	96	97	96	96
Survey	NA	NA	NA	NA	NA	NA	NA	NA	NA	NA	NA	NA	NA	NA

# Bulgaria - DTP3

BGR - DTP3



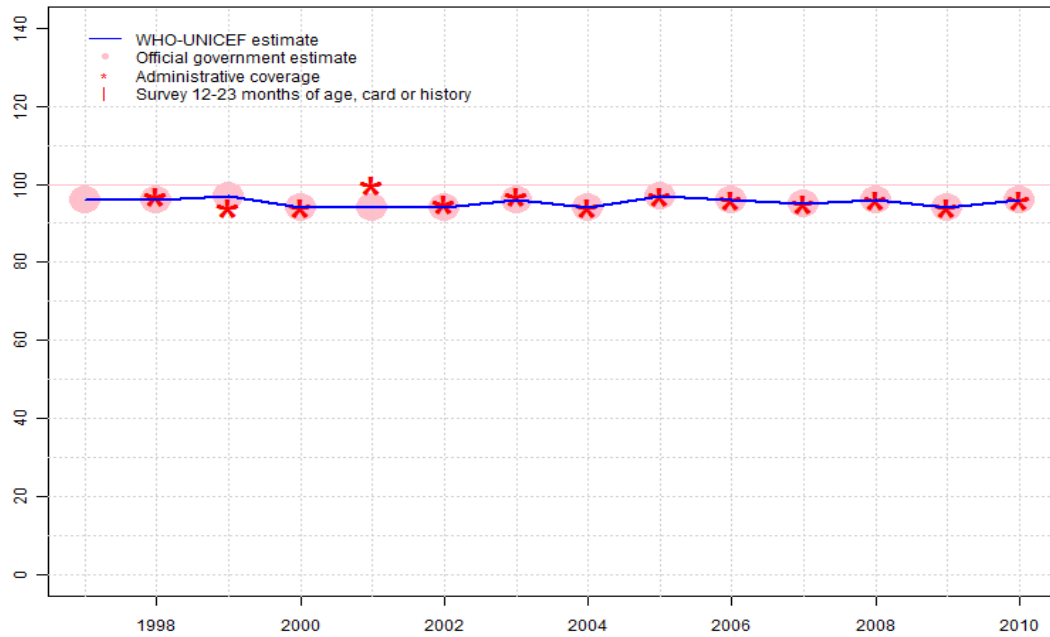
## Description:

1997: Legacy estimate.  
 1998: Estimate based on reported data.  
 1999: Estimate based on reported data.  
 2000: Estimate based on reported data.  
 2001: Estimate based on reported data.  
 2002: Estimate based on reported data.  
 2003: Estimate based on reported data.  
 2004: Estimate based on reported data.  
 2005: Estimate based on reported data.  
 2006: Estimate based on reported data.  
 2007: Estimate based on reported data.  
 2008: Estimate based on reported data.  
 2009: Estimate based on reported data.  
 2010: Estimate based on reported data.

	1997	1998	1999	2000	2001	2002	2003	2004	2005	2006	2007	2008	2009	2010
Estimate	94	95	96	93	94	93	96	95	96	95	95	95	94	94
Official	94	95	96	93	94	93	96	95	96	95	95	95	94	94
Administrative	NA	94	91	92	98	91	97	92	96	95	95	95	94	94
Survey	NA	NA	NA	NA	NA	NA	NA	NA	NA	NA	NA	NA	NA	NA

# Bulgaria - Pol3

BGR - Pol3



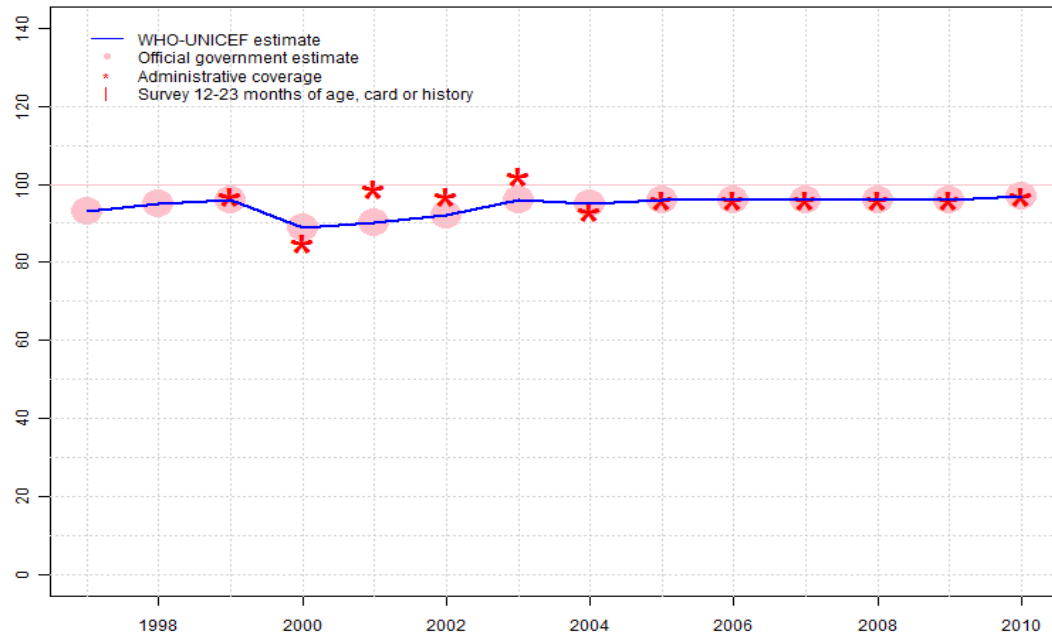
## Description:

1997: Legacy estimate.  
 1998: Estimate based on reported data.  
 1999: Estimate based on reported data.  
 2000: Estimate based on reported data.  
 2001: Estimate based on reported data.  
 2002: Estimate based on reported data.  
 2003: Estimate based on reported data.  
 2004: Estimate based on reported data.  
 2005: Estimate based on reported data.  
 2006: Estimate based on reported data.  
 2007: Estimate based on reported data.  
 2008: Estimate based on reported data.  
 2009: Estimate based on reported data.  
 2010: Estimate based on reported data.

	1997	1998	1999	2000	2001	2002	2003	2004	2005	2006	2007	2008	2009	2010
Estimate	96	96	97	94	94	94	96	94	97	96	95	96	94	96
Official	96	96	97	94	94	94	96	94	97	96	95	96	94	96
Administrative	NA	97	94	94	100	95	97	94	97	96	95	96	94	96
Survey	NA	NA	NA	NA	NA	NA	NA	NA	NA	NA	NA	NA	NA	NA

# Bulgaria - MCV

BGR - MCV



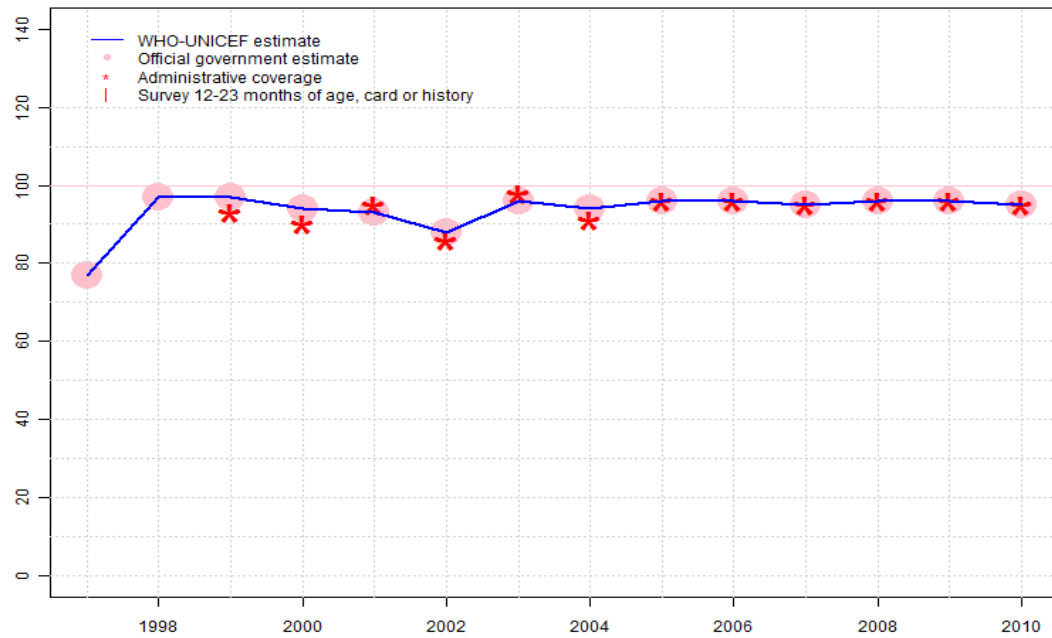
## Description:

1997: Legacy estimate.  
 1998: Estimate based on reported data.  
 1999: Estimate based on reported data.  
 2000: Estimate based on reported data.  
 2001: Estimate based on reported data.  
 2002: Estimate based on reported data.  
 2003: Estimate based on reported data.  
 2004: Estimate based on reported data.  
 2005: Estimate based on reported data.  
 2006: Estimate based on reported data.  
 2007: Estimate based on reported data.  
 2008: Estimate based on reported data.  
 2009: Estimate based on reported data.  
 2010: Estimate based on reported data.

	1997	1998	1999	2000	2001	2002	2003	2004	2005	2006	2007	2008	2009	2010
Estimate	93	95	96	89	90	92	96	95	96	96	96	96	96	97
Official	93	95	96	89	90	92	96	95	96	96	96	96	96	97
Administrative	NA	NA	97	85	99	97	102	93	96	96	96	96	96	97
Survey	NA	NA	NA	NA	NA	NA	NA	NA	NA	NA	NA	NA	NA	NA

# Bulgaria - HepB3

BGR - HepB3



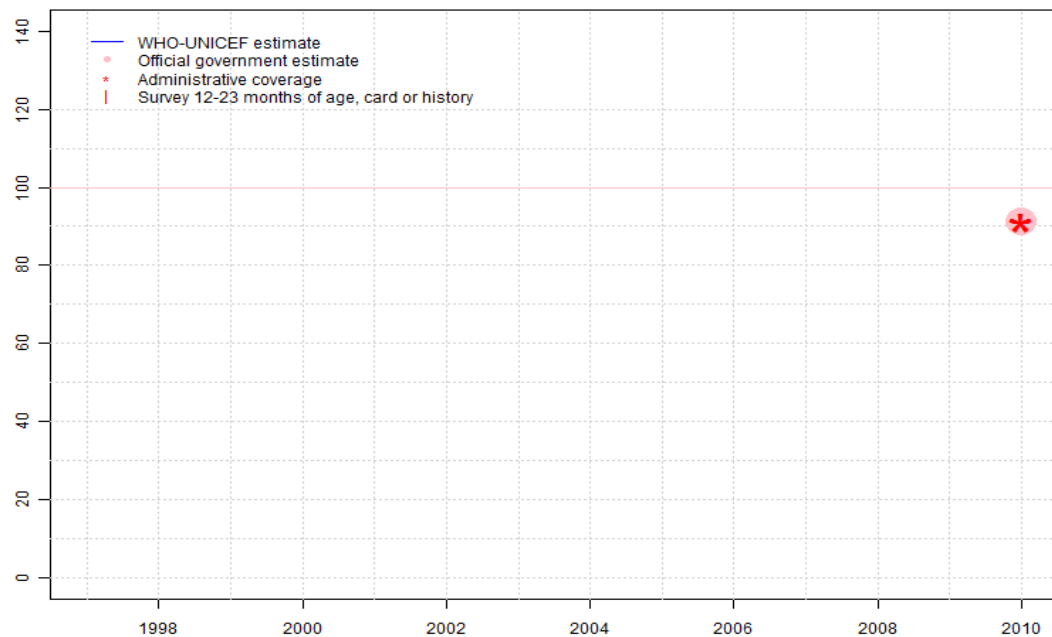
## Description:

1997: Legacy estimate.  
 1998: Estimate based on reported data.  
 1999: Estimate based on reported data.  
 2000: Estimate based on reported data.  
 2001: Estimate based on reported data.  
 2002: Estimate based on reported data.  
 2003: Estimate based on reported data.  
 2004: Estimate based on reported data.  
 2005: Estimate based on reported data.  
 2006: Estimate based on reported data.  
 2007: Estimate based on reported data.  
 2008: Estimate based on reported data.  
 2009: Estimate based on reported data.  
 2010: Estimate based on reported data.

	1997	1998	1999	2000	2001	2002	2003	2004	2005	2006	2007	2008	2009	2010
Estimate	77	97	97	94	93	88	96	94	96	96	95	96	96	95
Official	77	97	97	94	93	88	96	94	96	96	95	96	96	95
Administrative	NA	NA	93	90	95	86	98	91	96	96	95	96	96	95
Survey	NA	NA	NA	NA	NA	NA	NA	NA	NA	NA	NA	NA	NA	NA

# Bulgaria - Hib3

**BGR - Hib3**

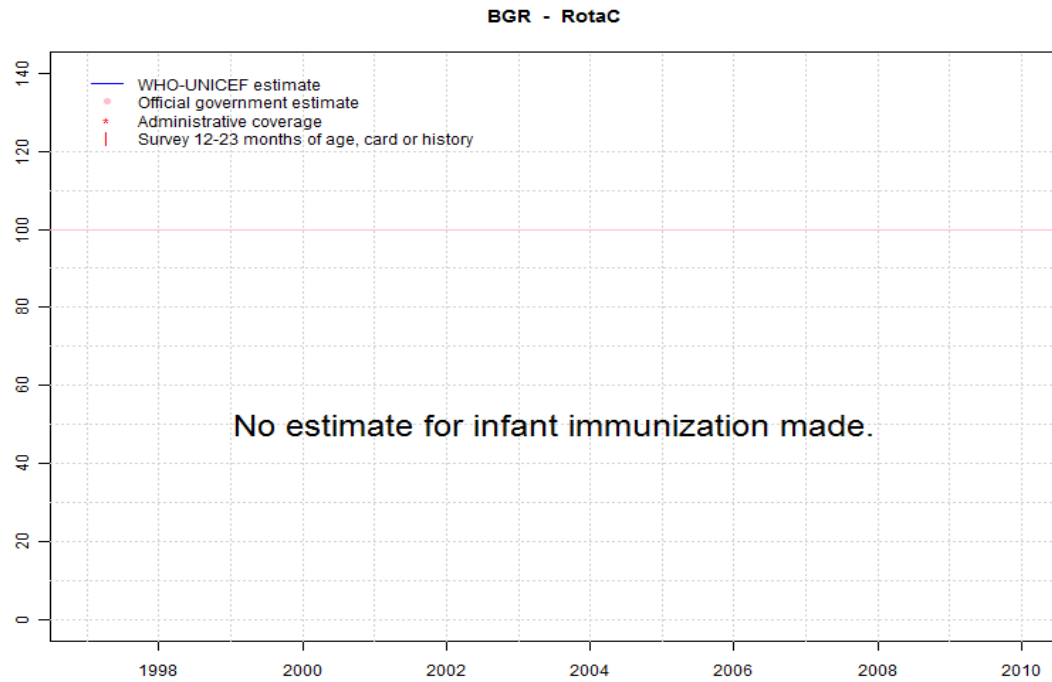


Description:

2010: Estimate based on reported data.

	1997	1998	1999	2000	2001	2002	2003	2004	2005	2006	2007	2008	2009	2010
Estimate	NA	NA	NA	NA	NA	NA	NA	NA	NA	NA	NA	NA	NA	91
Official	NA	NA	NA	NA	NA	NA	NA	NA	NA	NA	NA	NA	NA	91
Administrative	NA	NA	NA	NA	NA	NA	NA	NA	NA	NA	NA	NA	NA	91
Survey	NA	NA	NA	NA	NA	NA	NA	NA	NA	NA	NA	NA	NA	NA

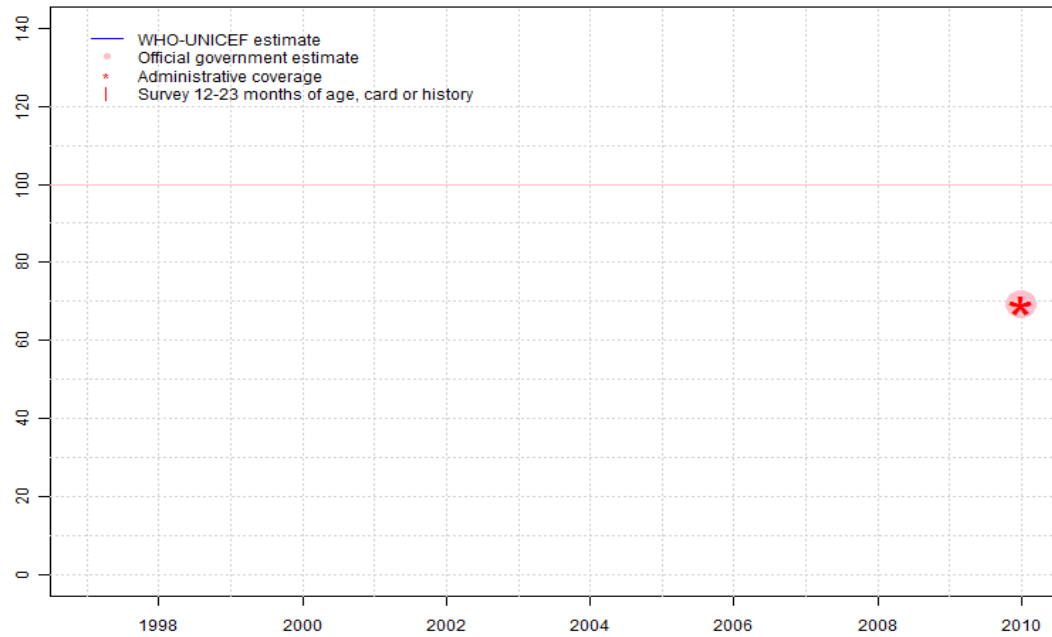
# Bulgaria - RotaC



	1997	1998	1999	2000	2001	2002	2003	2004	2005	2006	2007	2008	2009	2010
Estimate	NA	NA	NA	NA	NA	NA	NA	NA	NA	NA	NA	NA	NA	NA
Official	NA	NA	NA	NA	NA	NA	NA	NA	NA	NA	NA	NA	NA	NA
Administrative	NA	NA	NA	NA	NA	NA	NA	NA	NA	NA	NA	NA	NA	NA
Survey	NA	NA	NA	NA	NA	NA	NA	NA	NA	NA	NA	NA	NA	NA

# Bulgaria - PcV3

**BGR - PcV3**



Description:

2010: Estimate based on reported data.

	1997	1998	1999	2000	2001	2002	2003	2004	2005	2006	2007	2008	2009	2010
Estimate	NA	NA	NA	NA	NA	NA	NA	NA	NA	NA	NA	NA	NA	69
Official	NA	NA	NA	NA	NA	NA	NA	NA	NA	NA	NA	NA	NA	69
Administrative	NA	NA	NA	NA	NA	NA	NA	NA	NA	NA	NA	NA	NA	69
Survey	NA	NA	NA	NA	NA	NA	NA	NA	NA	NA	NA	NA	NA	NA

Further information and estimates for 1980-1996 are available at:

[http://www.childinfo.org/immunization\\_countryreports.html](http://www.childinfo.org/immunization_countryreports.html)

[http://www.who.int/immunization\\_monitoring/routine/immunization\\_coverage/en/index4.html](http://www.who.int/immunization_monitoring/routine/immunization_coverage/en/index4.html)