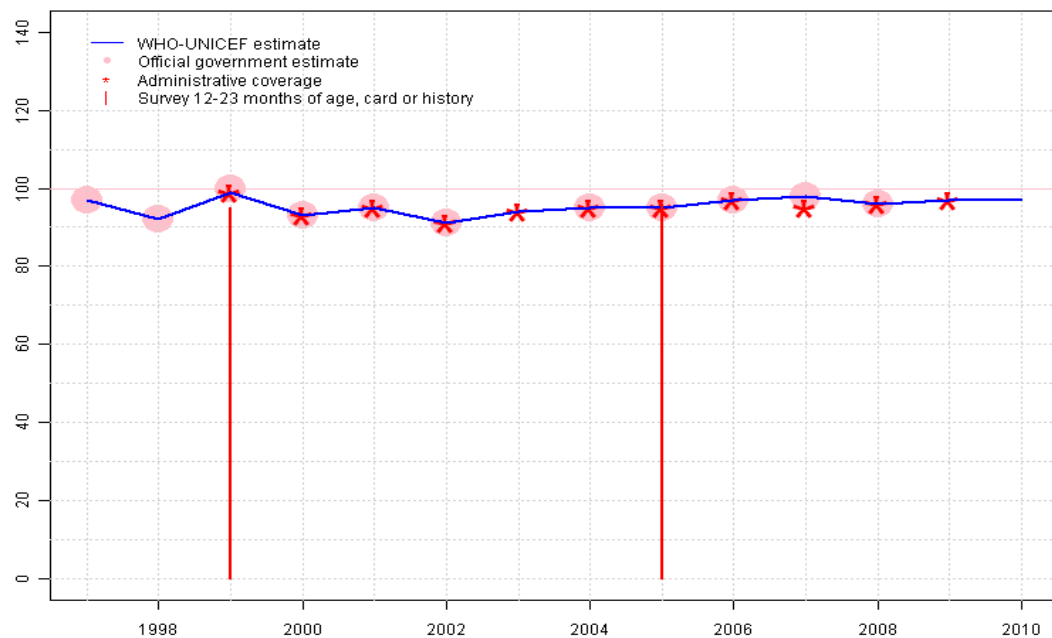


Bosnia and Herzegovina - BCG

BIH - BCG



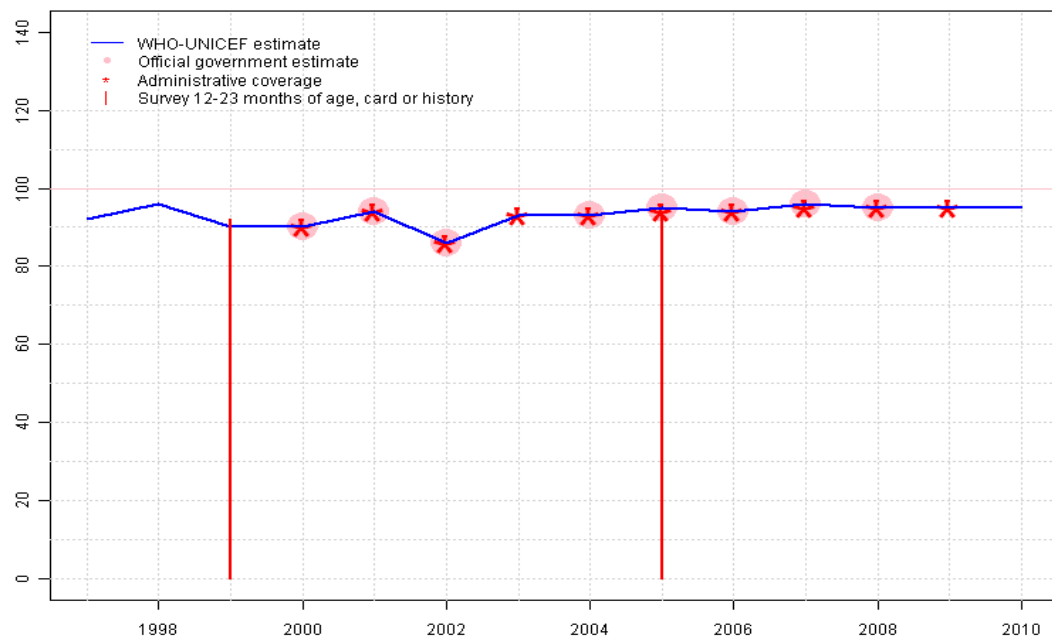
Description:

- 1997: Legacy estimate.
- 1998: Estimate based on reported data.
- 1999: Estimate based on reported data. 95 percent survey results supports reported data of 100 percent.
- 2000: Estimate based on reported data.
- 2001: Estimate based on reported data.
- 2002: Estimate based on reported data.
- 2003: Estimate based on reported data.
- 2004: Estimate based on reported data.
- 2005: Estimate based on reported data. 96 percent survey results supports reported data of 95 percent.
- 2006: Estimate based on reported data.
- 2007: Estimate based on reported data.
- 2008: Estimate based on reported data. Adverse event associated with DTP-HepB-Hib vaccination led to a slowing of vaccination.
- 2009: Estimate based on reported data.
- 2010: Estimate based on extrapolation from 2009 value of 97 percent.

	1997	1998	1999	2000	2001	2002	2003	2004	2005	2006	2007	2008	2009	2010
Estimate	97	92	99	93	95	91	94	95	95	97	98	96	97	97
Official	97	92	100	93	95	91	NA	95	95	97	98	96	NA	NA
Administrative	NA	NA	99	93	95	91	94	95	95	97	95	96	97	NA
Survey	NA	NA	95	NA	NA	NA	NA	NA	96	NA	NA	NA	NA	NA

Bosnia and Herzegovina - DTP1

BIH - DTP1



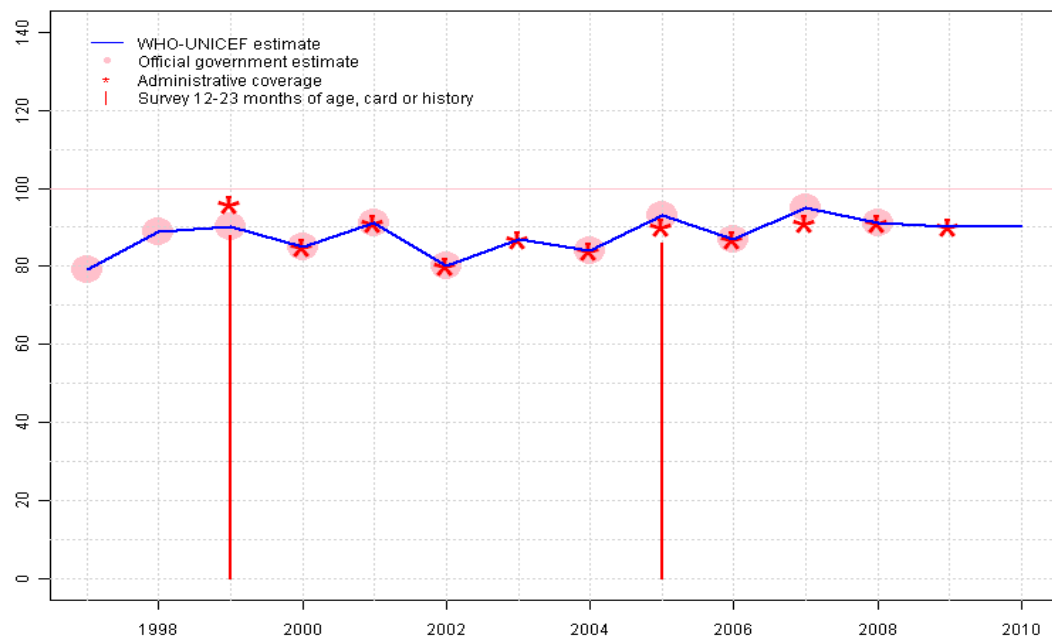
Description:

- 1997: Legacy estimate.
- 1998: No DTP1 data. Estimate based on DTP3 coverage of 89. Current estimate of 96 percent changed from previous revision value of 91 percent.
- 1999: No accepted reported data. Reported data of 90 percent estimated by extrapolating from 2000 supports trend in reported data. 92 percent survey results
- 2000: Estimate based on reported data.
- 2001: Estimate based on reported data.
- 2002: Estimate based on reported data.
- 2003: Estimate based on reported data.
- 2004: Estimate based on reported data.
- 2005: Estimate based on reported data. 94 percent survey results supports reported data of 95 percent.
- 2006: Estimate based on reported data.
- 2007: Estimate based on reported data.
- 2008: Estimate based on reported data. Adverse event associated with DTP-HepB-Hib vaccination led to a slowing of vaccination.
- 2009: Estimate based on reported data.
- 2010: Estimate based on extrapolation from 2009 value of 95 percent.

	1997	1998	1999	2000	2001	2002	2003	2004	2005	2006	2007	2008	2009	2010
Estimate	92	96	90	90	94	86	93	93	95	94	96	95	95	95
Official	NA	NA	NA	90	94	86	NA	93	95	94	96	95	NA	NA
Administrative	NA	NA	NA	90	94	86	93	93	94	94	95	95	95	NA
Survey	NA	NA	92	NA	NA	NA	NA	NA	94	NA	NA	NA	NA	NA

Bosnia and Herzegovina - DTP3

BIH - DTP3



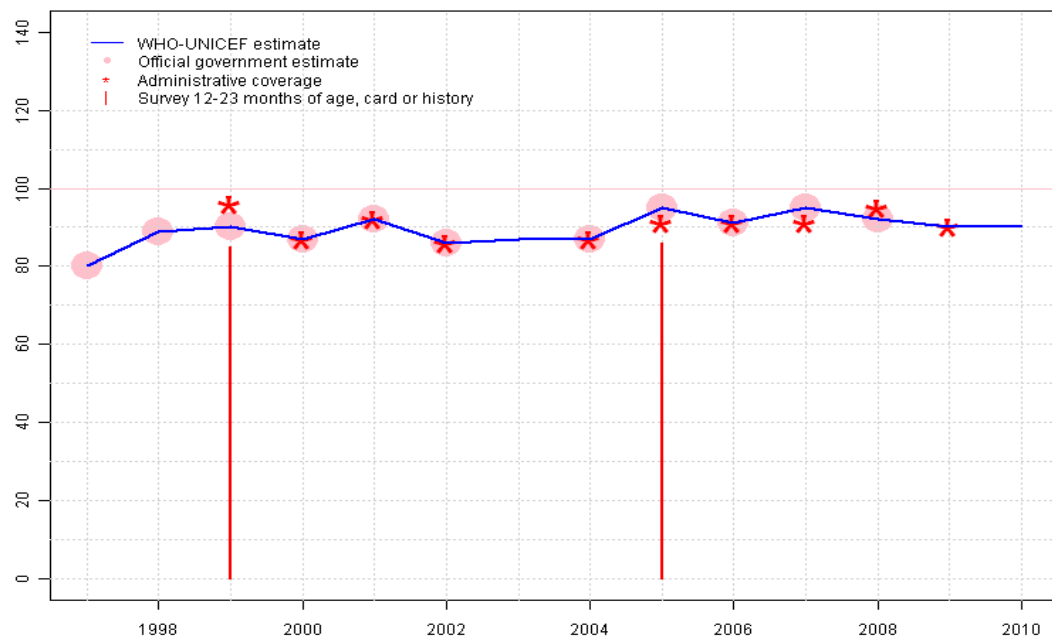
Description:

- 1997: Legacy estimate.
- 1998: Estimate based on reported data.
- 1999: Estimate based on reported data. 88 percent survey results supports reported data of 90 percent. Survey results of 88 percent modified for recall bias to 88 percent based on 1st dose card or history coverage of 92 percent, 1st dose card only coverage of 78 percent and 3d dose card only coverage of 75 percent.
- 2000: Estimate based on reported data.
- 2001: Estimate based on reported data.
- 2002: Estimate based on reported data.
- 2003: Estimate based on reported data.
- 2004: Estimate based on reported data.
- 2005: Estimate based on reported data. 89 percent survey results supports reported data of 93 percent. Survey results of 86 percent modified for recall bias to 89 percent based on 1st dose card or history coverage of 94 percent, 1st dose card only coverage of 76 percent and 3d dose card only coverage of 72 percent.
- 2006: Estimate based on reported data.
- 2007: Estimate based on reported data.
- 2008: Estimate based on reported data. Adverse event associated with DTP-HepB-Hib vaccination led to a slowing of vaccination.
- 2009: Estimate based on reported data.
- 2010: Estimate based on extrapolation from 2009 value of 90 percent.

	1997	1998	1999	2000	2001	2002	2003	2004	2005	2006	2007	2008	2009	2010
Estimate	79	89	90	85	91	80	87	84	93	87	95	91	90	90
Official	79	89	90	85	91	80	NA	84	93	87	95	91	NA	NA
Administrative	NA	NA	96	85	91	80	87	84	90	87	91	91	90	NA
Survey	NA	NA	88	NA	NA	NA	NA	NA	86	NA	NA	NA	NA	NA

Bosnia and Herzegovina - Pol3

BIH - Pol3



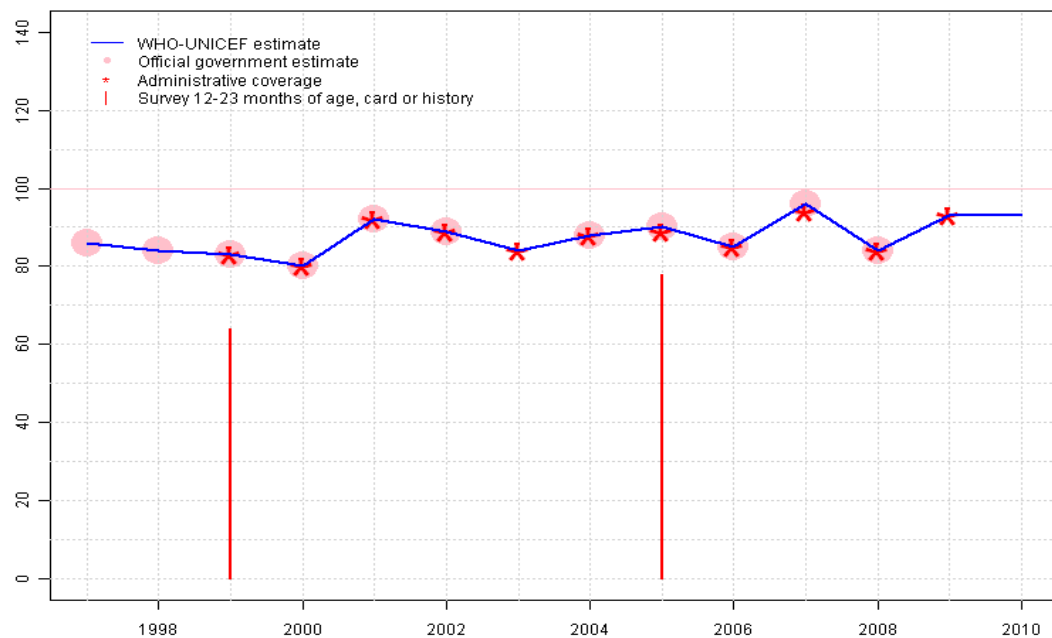
Description:

- 1997: Legacy estimate.
- 1998: Estimate based on reported data.
- 1999: Estimate based on reported data. 92 percent survey results supports reported data of 90 percent. Survey results of 85 percent modified for recall bias to 92 percent based on 1st dose card or history coverage of 94 percent, 1st dose card only coverage of 78 percent and 3d dose card only coverage of 76 percent.
- 2000: Estimate based on reported data.
- 2001: Estimate based on reported data.
- 2002: Estimate based on reported data.
- 2003: Estimate based on interpolation between 2002 and 2004.
- 2004: Estimate based on reported data.
- 2005: Estimate based on reported data. 89 percent survey results supports reported data of 95 percent. Survey results of 86 percent modified for recall bias to 89 percent based on 1st dose card or history coverage of 94 percent, 1st dose card only coverage of 76 percent and 3d dose card only coverage of 72 percent.
- 2006: Estimate based on reported data.
- 2007: Estimate based on reported data.
- 2008: Estimate based on reported data. Adverse event associated with DTP-HepB-Hib vaccination led to a slowing of vaccination.
- 2009: Estimate based on reported data.
- 2010: Estimate based on extrapolation from 2009 value of 90 percent.

	1997	1998	1999	2000	2001	2002	2003	2004	2005	2006	2007	2008	2009	2010
Estimate	80	89	90	87	92	86	87	87	95	91	95	92	90	90
Official	80	89	90	87	92	86	NA	87	95	91	95	92	NA	NA
Administrative	NA	NA	96	87	92	86	NA	87	91	91	91	95	90	NA
Survey	NA	NA	85	NA	NA	NA	NA	NA	86	NA	NA	NA	NA	NA

Bosnia and Herzegovina - MCV

BIH - MCV



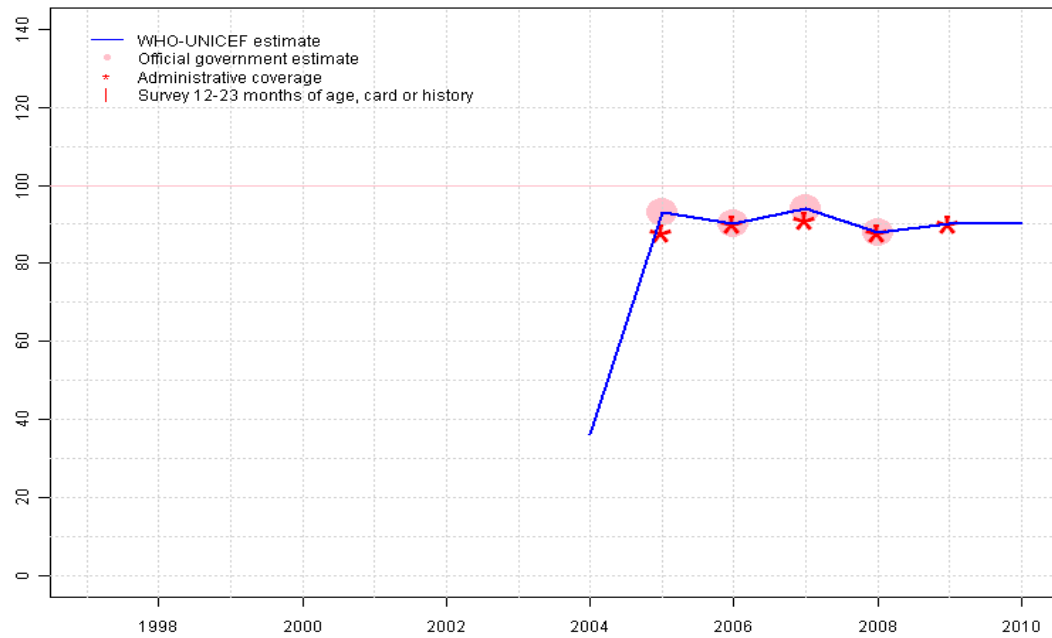
Description:

- 1997: Legacy estimate.
- 1998: Estimate based on reported data.
- 1999: Estimate based on reported data. Survey not accepted. Measles vaccination is recommended between 12 and 23 months of age. Survey cohort under-estimates coverage. Measles vaccination is recommended for children two years of age, the 2000 MICS survey reports on children vaccinated by 18 months of age.
- 2000: Estimate based on reported data.
- 2001: Estimate based on reported data.
- 2002: Estimate based on reported data.
- 2003: Estimate based on reported data.
- 2004: Estimate based on reported data.
- 2005: Estimate based on reported data. Survey not accepted. Measles vaccination is recommended between 12 and 23 months of age. Survey cohort under-estimates coverage.
- 2006: Estimate based on reported data. Decline result of 4-6 months of vaccine shortage.
- 2007: Estimate based on reported data. Increase likely due to catch-up from 2006 vaccine shortage.
- 2008: Estimate based on reported data. Reported data includes only 10 of 16 districts. Adverse event associated with DTP-HepB-Hib vaccination led to a slowing of vaccination.
- 2009: Estimate based on reported data.
- 2010: Estimate based on extrapolation from 2009 value of 93 percent.

	1997	1998	1999	2000	2001	2002	2003	2004	2005	2006	2007	2008	2009	2010
Estimate	86	84	83	80	92	89	84	88	90	85	96	84	93	93
Official	86	84	83	80	92	89	NA	88	90	85	96	84	NA	NA
Administrative	NA	NA	83	80	92	89	84	88	89	85	94	84	93	NA
Survey	NA	NA	64	NA	NA	NA	NA	NA	78	NA	NA	NA	NA	NA

Bosnia and Herzegovina - HepB3

BIH - HepB3



Description:

2004: HepB vaccine introduced in 2003. 81 percent coverage reached in 45 percent of the country. HepB introduced in 2001. Reporting started in 2004. Vaccine presentation is HepB .

2005: Estimate based on reported data.

2006: Estimate based on reported data.

2007: Estimate based on reported data.

2008: Estimate based on reported data. Adverse event associated with DTP-HepB-Hib vaccination led to a slowing of vaccination.

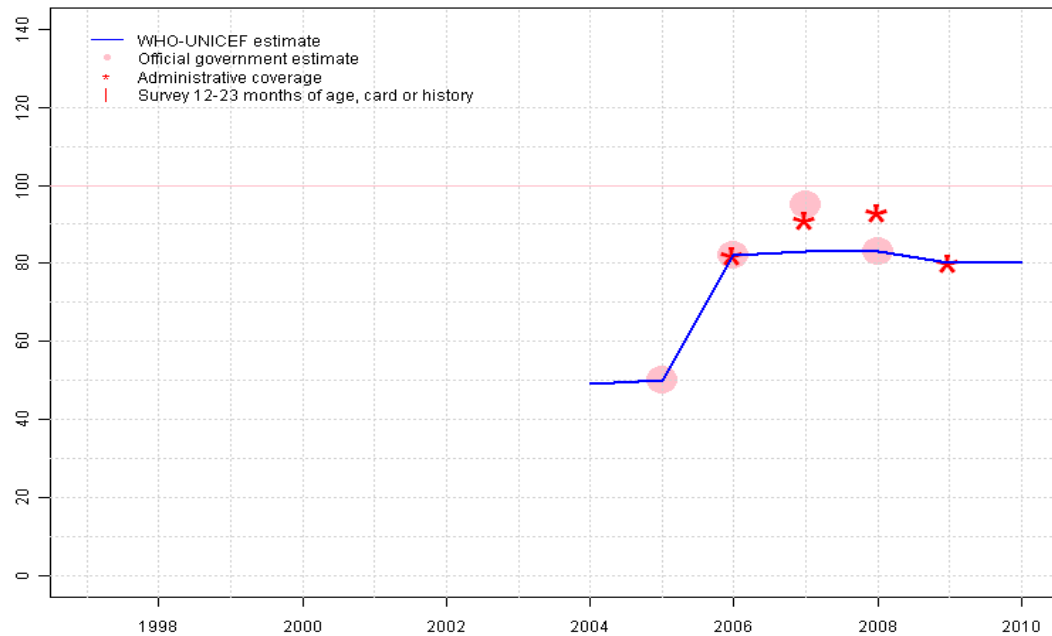
2009: Estimate based on reported data.

2010: Estimate based on extrapolation from 2009 value of 90 percent.

	1997	1998	1999	2000	2001	2002	2003	2004	2005	2006	2007	2008	2009	2010
Estimate	NA	NA	NA	NA	NA	NA	NA	36	93	90	94	88	90	90
Official	NA	NA	NA	NA	NA	NA	NA	NA	93	90	94	88	NA	NA
Administrative	NA	NA	NA	NA	NA	NA	NA	NA	88	90	91	88	90	NA
Survey	NA	NA	NA	NA	NA	NA	NA	NA	NA	NA	NA	NA	NA	NA

Bosnia and Herzegovina - Hib3

BIH - Hib3

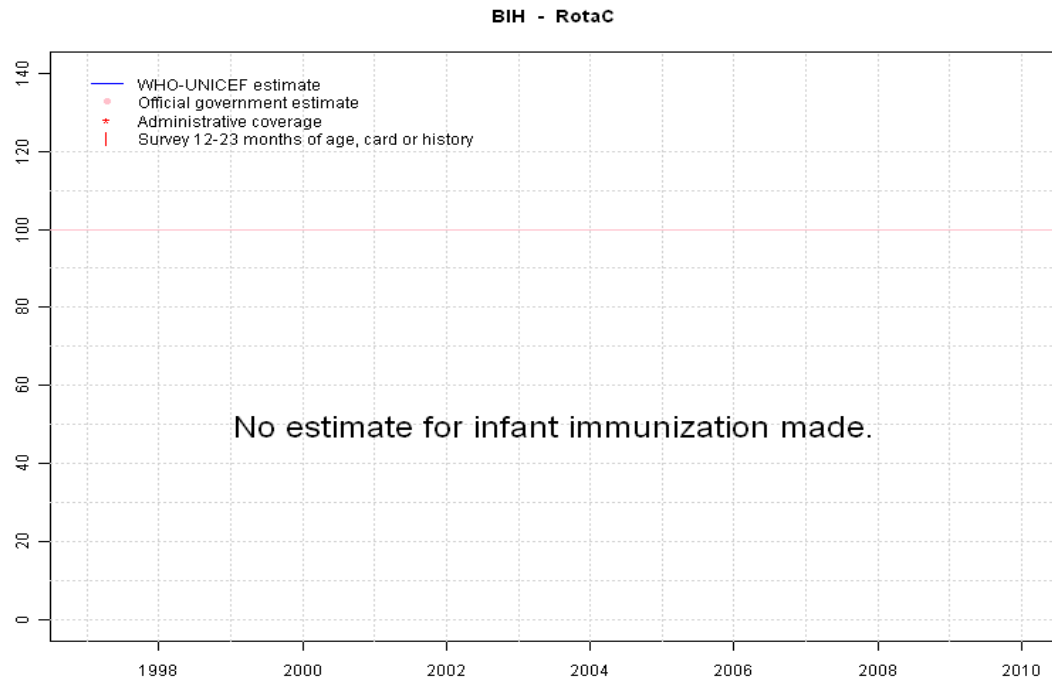


Description:

- 2004: Hib vaccine introduced in 2003. 79 percent coverage reached in 67 percent of the country. Hib partially introduced in 2003 nationally in 2008 reporting started in 2004 Vaccine presentation is Hib mono.
- 2005: Estimate based on reported data.
- 2006: Estimate based on reported data.
- 2007: Estimate based on interpolation between 2006 and 2008. Reported data not accepted due to an increase from 82 percent to 95 percent with a subsequent decrease to 83 percent.
- 2008: Estimate based on reported data. Adverse event associated with DTP-HepB-Hib vaccination led to a slowing of vaccination.
- 2009: Estimate based on reported data.
- 2010: Estimate based on extrapolation from 2009 value of 80 percent.

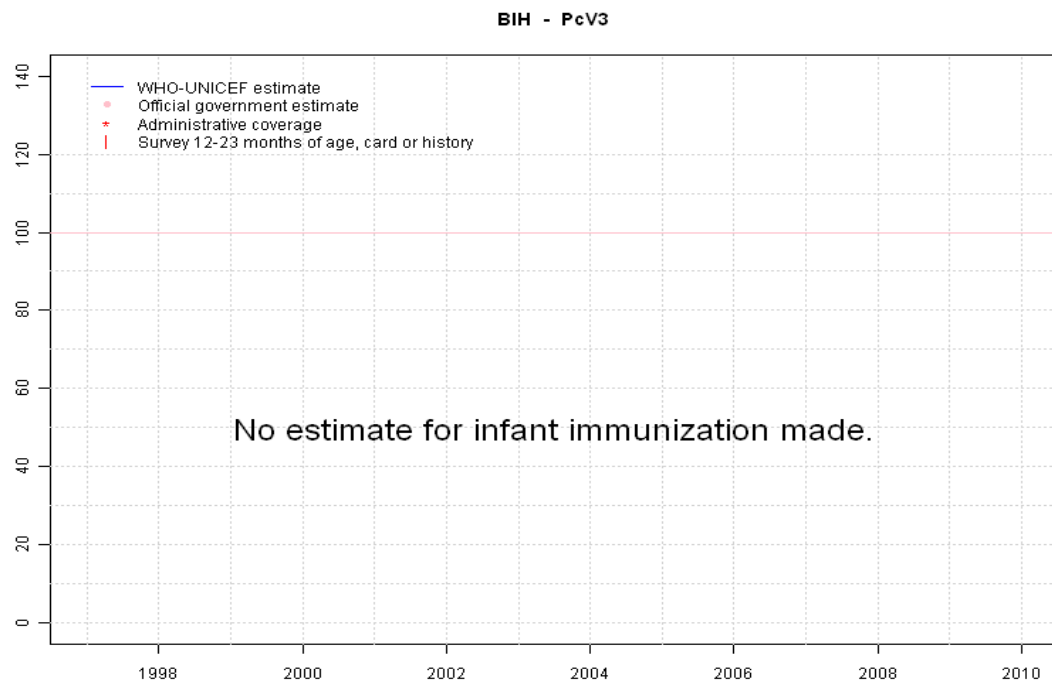
	1997	1998	1999	2000	2001	2002	2003	2004	2005	2006	2007	2008	2009	2010
Estimate	NA	NA	NA	NA	NA	NA	NA	49	50	82	83	83	80	80
Official	NA	NA	NA	NA	NA	NA	NA	NA	50	82	95	83	NA	NA
Administrative	NA	NA	NA	NA	NA	NA	NA	NA	NA	82	91	93	80	NA
Survey	NA	NA	NA	NA	NA	NA	NA	NA	NA	NA	NA	NA	NA	NA

Bosnia and Herzegovina - RotaC



	1997	1998	1999	2000	2001	2002	2003	2004	2005	2006	2007	2008	2009	2010
Estimate	NA	NA	NA	NA	NA	NA	NA	NA	NA	NA	NA	NA	NA	NA
Official	NA	NA	NA	NA	NA	NA	NA	NA	NA	NA	NA	NA	NA	NA
Administrative	NA	NA	NA	NA	NA	NA	NA	NA	NA	NA	NA	NA	NA	NA
Survey	NA	NA	NA	NA	NA	NA	NA	NA	NA	NA	NA	NA	NA	NA

Bosnia and Herzegovina - PcV3



	1997	1998	1999	2000	2001	2002	2003	2004	2005	2006	2007	2008	2009	2010
Estimate	NA	NA	NA	NA	NA	NA	NA	NA	NA	NA	NA	NA	NA	NA
Official	NA	NA	NA	NA	NA	NA	NA	NA	NA	NA	NA	NA	NA	NA
Administrative	NA	NA	NA	NA	NA	NA	NA	NA	NA	NA	NA	NA	NA	NA
Survey	NA	NA	NA	NA	NA	NA	NA	NA	NA	NA	NA	NA	NA	NA

Bosnia and Herzegovina - survey details

2005 Bosnia and Herzegovina Multiple Indicator Cluster Survey
2006

Vaccine	Confirmation method	Coverage	Age cohort	Sample	Cards seen
BCG	Card or History	96	18-29 m	636	77
BCG	Card	74	18-29 m	636	77
BCG	C or H <12 months	96	18-29 m	636	77
BCG	History	23	18-29 m	636	77
DTP1	History	18	18-29 m	636	77
DTP1	C or H <12 months	93	18-29 m	636	77
DTP1	Card	76	18-29 m	636	77
DTP1	Card or History	94	18-29 m	636	77
DTP3	Card	72	18-29 m	636	77
DTP3	Card or History	86	18-29 m	636	77
DTP3	History	14	18-29 m	636	77
DTP3	C or H <12 months	78	18-29 m	636	77
MCV	C or H <12 months	75	18-29 m	636	77
MCV	Card	65	18-29 m	636	77
MCV	Card or History	78	18-29 m	636	77
MCV	History	13	18-29 m	636	77
Pol1	C or H <12 months	94	18-29 m	636	77
Pol1	Card	76	18-29 m	636	77
Pol1	Card or History	94	18-29 m	636	77
Pol1	History	19	18-29 m	636	77
Pol3	History	14	18-29 m	636	77
Pol3	C or H <12 months	79	18-29 m	636	77
Pol3	Card	72	18-29 m	636	77
Pol3	Card or History	86	18-29 m	636	77

1999 Household Survey of Women and Children, Bosnia and Herzegovina 2000 (MICS), 2001, Draft

Vaccine	Confirmation method	Coverage	Age cohort	Sample	Cards seen
BCG	Card	78	12-23 m	480	79
BCG	History	17	12-23 m	480	79
BCG	C or H <12 months	95	12-23 m	480	79
BCG	Card or History	95	12-23 m	480	79
DTP1	Card	78	12-23 m	480	79
DTP1	Card or History	92	12-23 m	480	79
DTP1	History	15	12-23 m	480	79
DTP1	C or H <12 months	91	12-23 m	480	79
DTP3	History	12	12-23 m	480	79
DTP3	C or H <12 months	85	12-23 m	480	79
DTP3	Card	75	12-23 m	480	79
DTP3	Card or History	88	12-23 m	480	79
MCV	Card	54	12-23 m	480	79
MCV	Card or History	64	12-23 m	480	79
MCV	History	11	12-23 m	480	79
MCV	C or H <12 months	25	12-23 m	480	79
Pol1	C or H <12 months	93	12-23 m	480	79
Pol1	Card	78	12-23 m	480	79
Pol1	Card or History	94	12-23 m	480	79
Pol1	History	16	12-23 m	480	79
Pol3	C or H <12 months	82	12-23 m	0	0
Pol3	Card	76	12-23 m	480	79
Pol3	History	10	12-23 m	480	79
Pol3	Card or History	85	12-23 m	480	79

Further information and estimates for 1980-1996 are available at:

http://www.childinfo.org/immunization_countryreports.html

http://www.who.int/immunization_monitoring/routine/immunization_coverage/en/index4.html