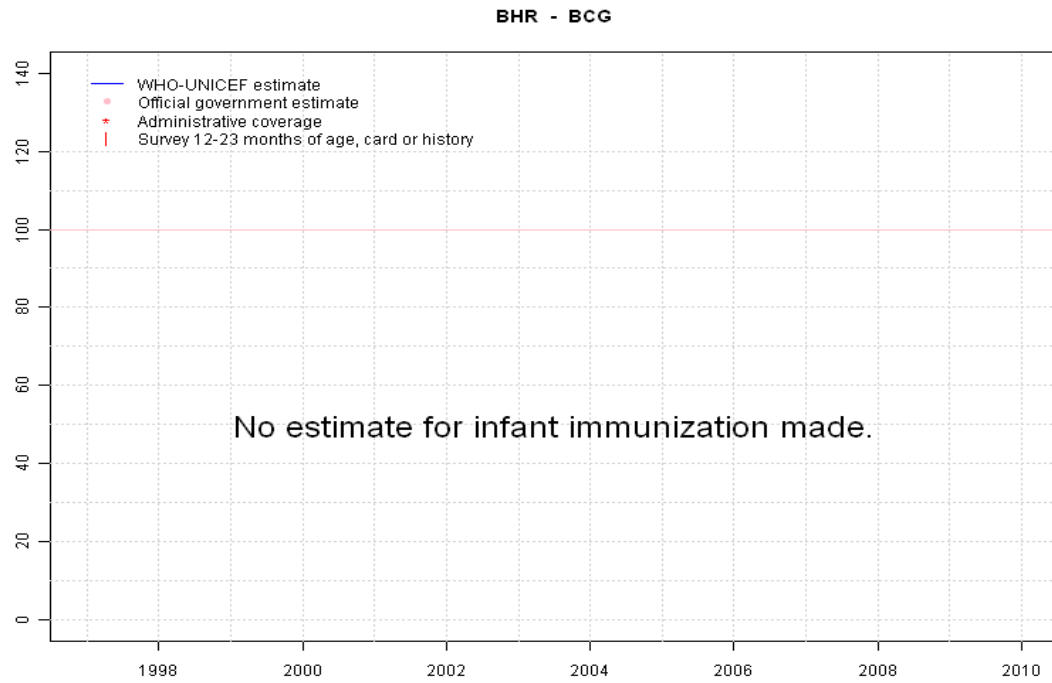


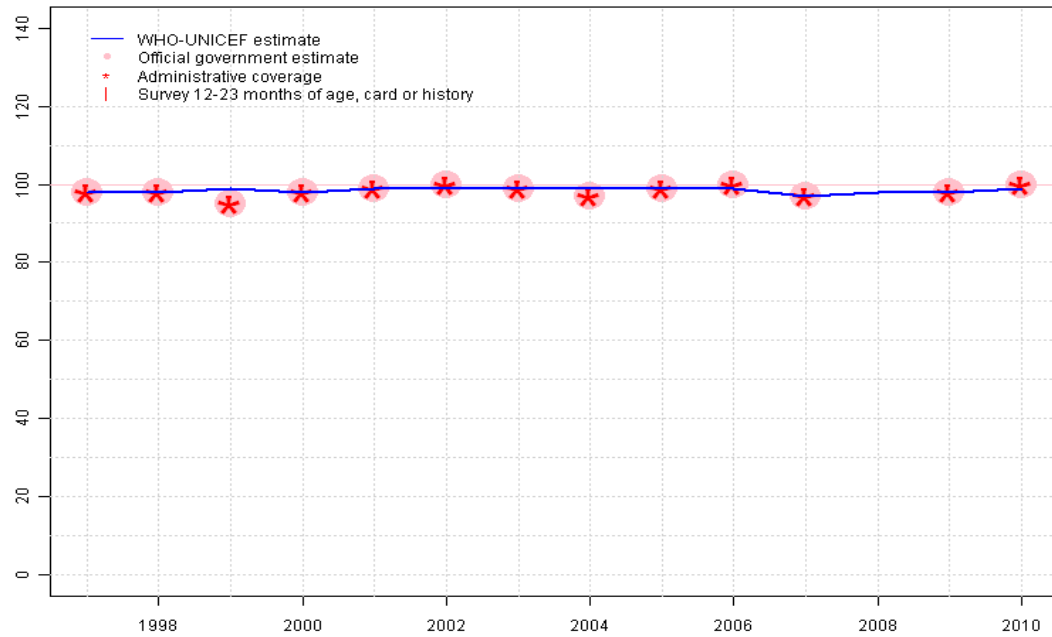
Bahrain - BCG



| | 1997 | 1998 | 1999 | 2000 | 2001 | 2002 | 2003 | 2004 | 2005 | 2006 | 2007 | 2008 | 2009 | 2010 |
|----------------|------|------|------|------|------|------|------|------|------|------|------|------|------|------|
| Estimate | NA | NA | NA | NA | NA | NA | NA | NA | NA | NA | NA | NA | NA | NA |
| Official | NA | NA | NA | NA | NA | NA | NA | NA | NA | NA | NA | NA | NA | NA |
| Administrative | NA | NA | NA | NA | NA | NA | NA | NA | NA | NA | NA | NA | NA | NA |
| Survey | NA | NA | NA | NA | NA | NA | NA | NA | NA | NA | NA | NA | NA | NA |

Bahrain - DTP1

BHR - DTP1



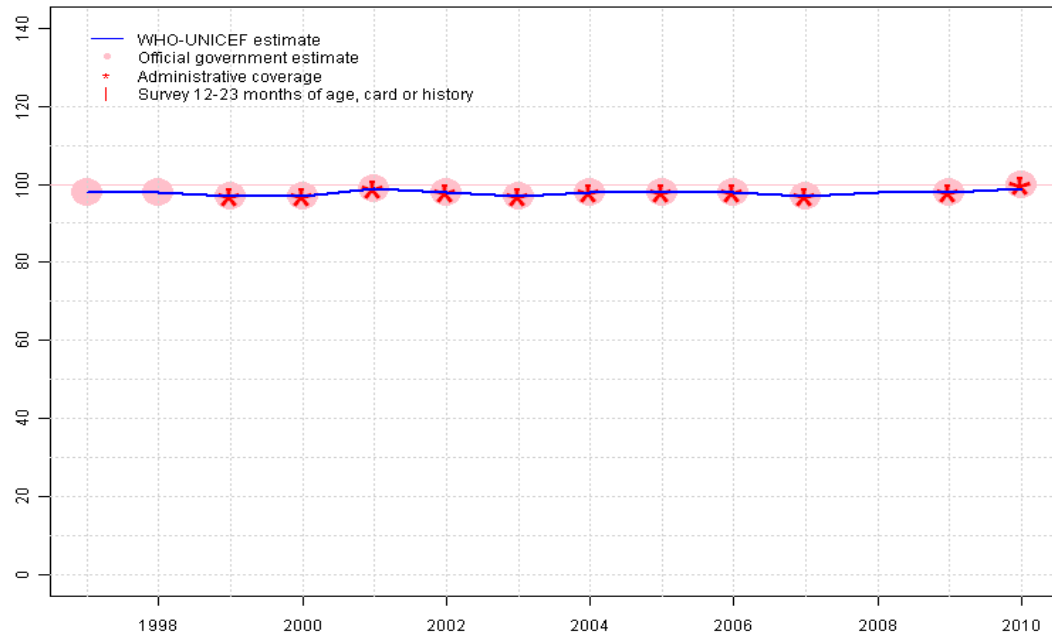
Description:

- 1997: Legacy estimate.
- 1998: Estimate based on reported data.
- 1999: DTP1 coverage estimated based on DTP3 coverage of 97. Current estimate of 99 percent changed from previous revision value of 98 percent.
- 2000: Estimate based on reported data.
- 2001: Estimate based on reported data.
- 2002: Estimate based on reported data.
- 2003: Estimate based on reported data.
- 2004: DTP1 coverage estimated based on DTP3 coverage of 98. Current estimate of 99 percent changed from previous revision value of 98 percent.
- 2005: Estimate based on reported data.
- 2006: Estimate based on reported data.
- 2007: Estimate based on reported data.
- 2008: Estimate based on interpolation between 2007 and 2009.
- 2009: Estimate based on reported data.
- 2010: Estimate based on reported data.

| | 1997 | 1998 | 1999 | 2000 | 2001 | 2002 | 2003 | 2004 | 2005 | 2006 | 2007 | 2008 | 2009 | 2010 |
|----------------|------|------|------|------|------|------|------|------|------|------|------|------|------|------|
| Estimate | 98 | 98 | 99 | 98 | 99 | 99 | 99 | 99 | 99 | 99 | 97 | 98 | 98 | 99 |
| Official | 98 | 98 | 95 | 98 | 99 | 100 | 99 | 97 | 99 | 100 | 97 | NA | 98 | 100 |
| Administrative | 98 | 98 | 95 | 98 | 99 | 100 | 99 | 97 | 99 | 100 | 97 | NA | 98 | 100 |
| Survey | NA | NA | NA | NA | NA | NA | NA | NA | NA | NA | NA | NA | NA | NA |

Bahrain - DTP3

BHR - DTP3



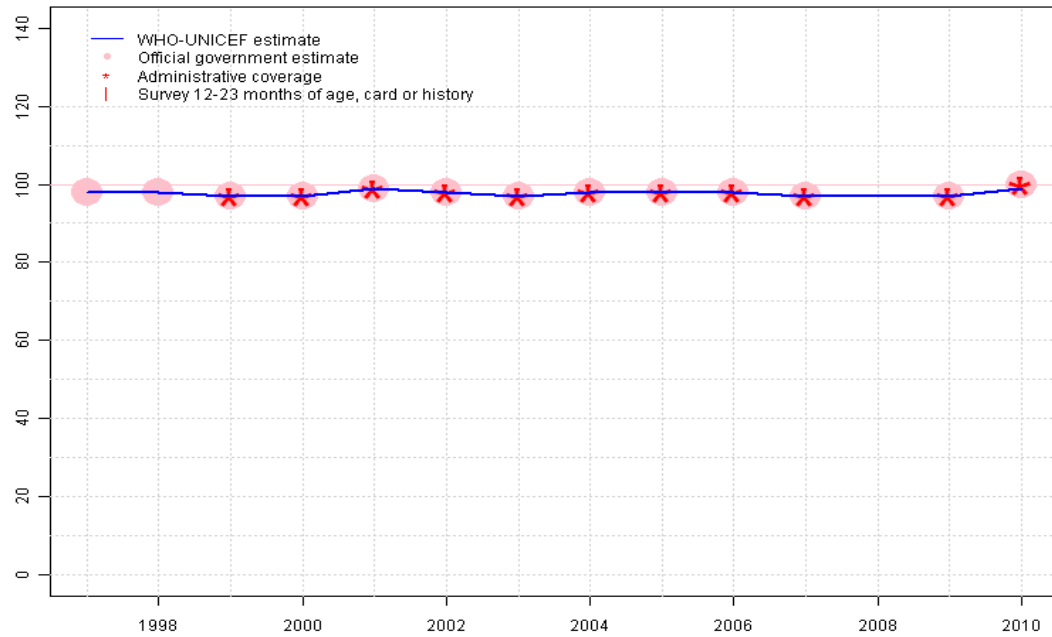
Description:

- 1997: Legacy estimate.
- 1998: Estimate based on reported data.
- 1999: Estimate based on reported data.
- 2000: Estimate based on reported data.
- 2001: Estimate based on reported data.
- 2002: Estimate based on reported data.
- 2003: Estimate based on reported data.
- 2004: Estimate based on reported data.
- 2005: Estimate based on reported data.
- 2006: Estimate based on reported data.
- 2007: Estimate based on reported data.
- 2008: Estimate based on interpolation between 2007 and 2009.
- 2009: Estimate based on reported data.
- 2010: Estimate based on reported data.

| | 1997 | 1998 | 1999 | 2000 | 2001 | 2002 | 2003 | 2004 | 2005 | 2006 | 2007 | 2008 | 2009 | 2010 |
|----------------|------|------|------|------|------|------|------|------|------|------|------|------|------|------|
| Estimate | 98 | 98 | 97 | 97 | 99 | 98 | 97 | 98 | 98 | 98 | 97 | 98 | 98 | 99 |
| Official | 98 | 98 | 97 | 97 | 99 | 98 | 97 | 98 | 98 | 98 | 97 | NA | 98 | 100 |
| Administrative | NA | NA | 97 | 97 | 99 | 98 | 97 | 98 | 98 | 98 | 97 | NA | 98 | 100 |
| Survey | NA | NA | NA | NA | NA | NA | NA | NA | NA | NA | NA | NA | NA | NA |

Bahrain - Pol3

BHR - Pol3



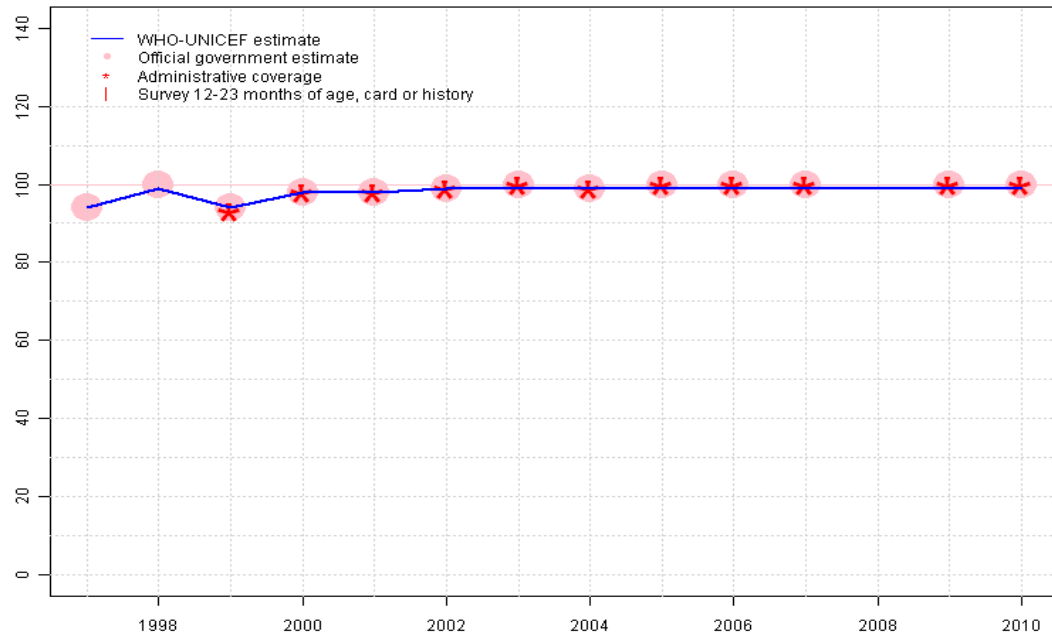
Description:

- 1997: Legacy estimate.
- 1998: Estimate based on reported data.
- 1999: Estimate based on reported data.
- 2000: Estimate based on reported data.
- 2001: Estimate based on reported data.
- 2002: Estimate based on reported data.
- 2003: Estimate based on reported data.
- 2004: Estimate based on reported data.
- 2005: Estimate based on reported data.
- 2006: Estimate based on reported data.
- 2007: Estimate based on reported data.
- 2008: Estimate based on interpolation between 2007 and 2009.
- 2009: Estimate based on reported data.
- 2010: Estimate based on reported data.

| | 1997 | 1998 | 1999 | 2000 | 2001 | 2002 | 2003 | 2004 | 2005 | 2006 | 2007 | 2008 | 2009 | 2010 |
|----------------|------|------|------|------|------|------|------|------|------|------|------|------|------|------|
| Estimate | 98 | 98 | 97 | 97 | 99 | 98 | 97 | 98 | 98 | 98 | 97 | 97 | 97 | 99 |
| Official | 98 | 98 | 97 | 97 | 99 | 98 | 97 | 98 | 98 | 98 | 97 | NA | 97 | 100 |
| Administrative | NA | NA | 97 | 97 | 99 | 98 | 97 | 98 | 98 | 98 | 97 | NA | 97 | 100 |
| Survey | NA | NA | NA | NA | NA | NA | NA | NA | NA | NA | NA | NA | NA | NA |

Bahrain - MCV

BHR - MCV



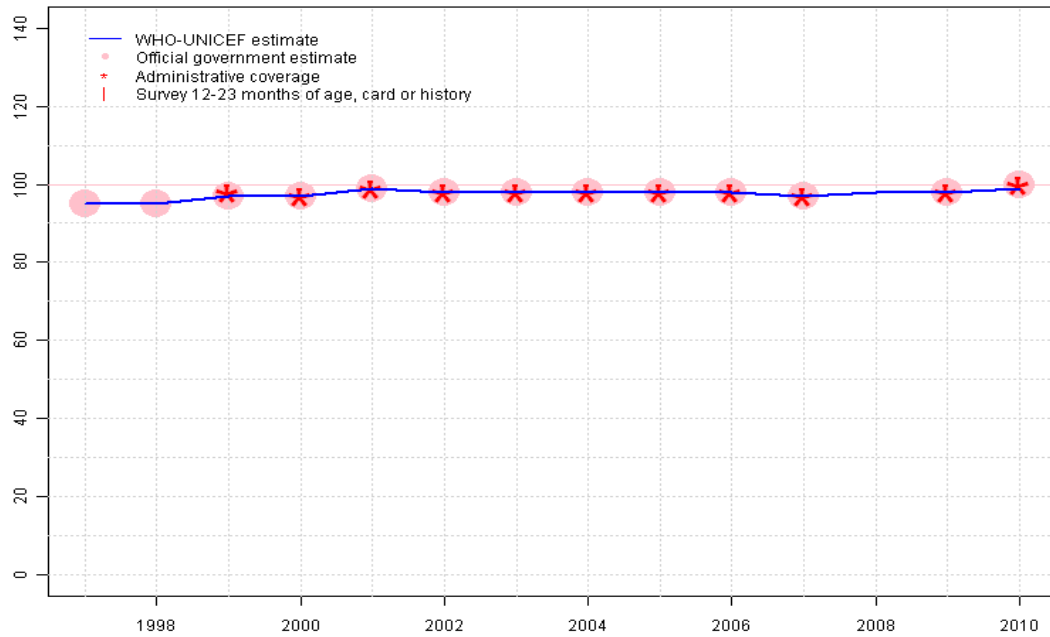
Description:

- 1997: Legacy estimate.
- 1998: Estimate based on reported data.
- 1999: Estimate based on reported data.
- 2000: Estimate based on reported data.
- 2001: Estimate based on reported data.
- 2002: Estimate based on reported data.
- 2003: Estimate based on reported data.
- 2004: Estimate based on reported data.
- 2005: Estimate based on reported data.
- 2006: Estimate based on reported data.
- 2007: Estimate based on reported data.
- 2008: Estimate based on interpolation between 2007 and 2009.
- 2009: Estimate based on reported data.
- 2010: Estimate based on reported data.

| | 1997 | 1998 | 1999 | 2000 | 2001 | 2002 | 2003 | 2004 | 2005 | 2006 | 2007 | 2008 | 2009 | 2010 |
|----------------|------|------|------|------|------|------|------|------|------|------|------|------|------|------|
| Estimate | 94 | 99 | 94 | 98 | 98 | 99 | 99 | 99 | 99 | 99 | 99 | 99 | 99 | 99 |
| Official | 94 | 100 | 94 | 98 | 98 | 99 | 100 | 99 | 100 | 100 | 100 | NA | 100 | 100 |
| Administrative | NA | NA | 93 | 98 | 98 | 99 | 100 | 99 | 100 | 100 | 100 | NA | 100 | 100 |
| Survey | NA | NA | NA | NA | NA | NA | NA | NA | NA | NA | NA | NA | NA | NA |

Bahrain - HepB3

BHR - HepB3



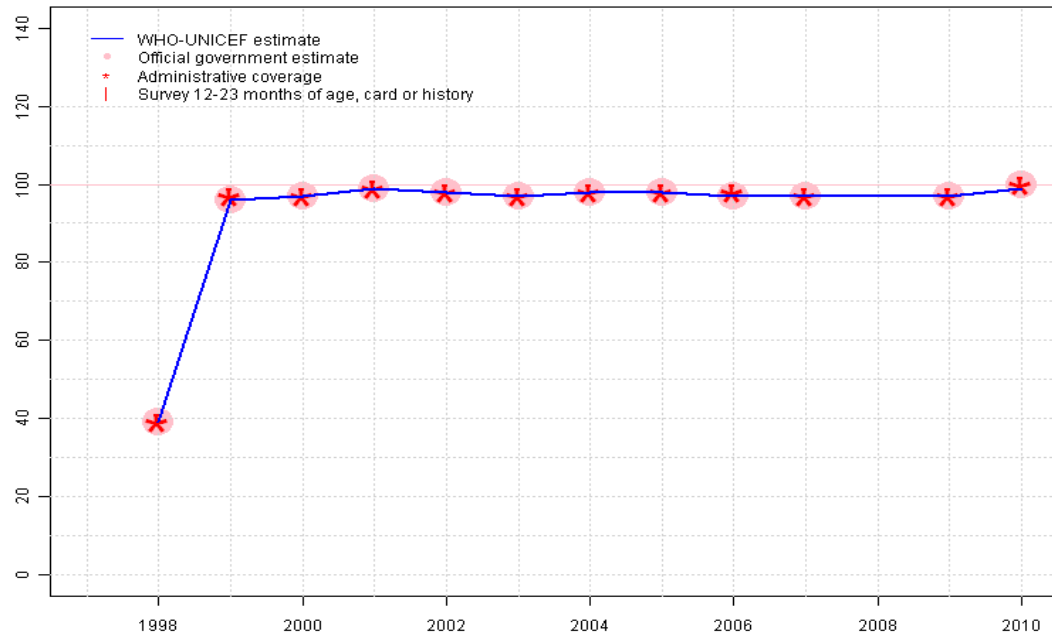
Description:

- 1997: Legacy estimate.
- 1998: Estimate based on reported data.
- 1999: Estimate based on reported data.
- 2000: Estimate based on reported data.
- 2001: Estimate based on reported data.
- 2002: Estimate based on reported data.
- 2003: Estimate based on reported data.
- 2004: Estimate based on reported data.
- 2005: Estimate based on reported data.
- 2006: Estimate based on reported data.
- 2007: Estimate based on reported data.
- 2008: Estimate based on interpolation between 2007 and 2009.
- 2009: Estimate based on reported data.
- 2010: Estimate based on reported data.

| | 1997 | 1998 | 1999 | 2000 | 2001 | 2002 | 2003 | 2004 | 2005 | 2006 | 2007 | 2008 | 2009 | 2010 |
|----------------|------|------|------|------|------|------|------|------|------|------|------|------|------|------|
| Estimate | 95 | 95 | 97 | 97 | 99 | 98 | 98 | 98 | 98 | 98 | 97 | 98 | 98 | 99 |
| Official | 95 | 95 | 97 | 97 | 99 | 98 | 98 | 98 | 98 | 98 | 97 | NA | 98 | 100 |
| Administrative | NA | NA | 98 | 97 | 99 | 98 | 98 | 98 | 98 | 98 | 97 | NA | 98 | 100 |
| Survey | NA | NA | NA | NA | NA | NA | NA | NA | NA | NA | NA | NA | NA | NA |

Bahrain - Hib3

BHR - Hib3



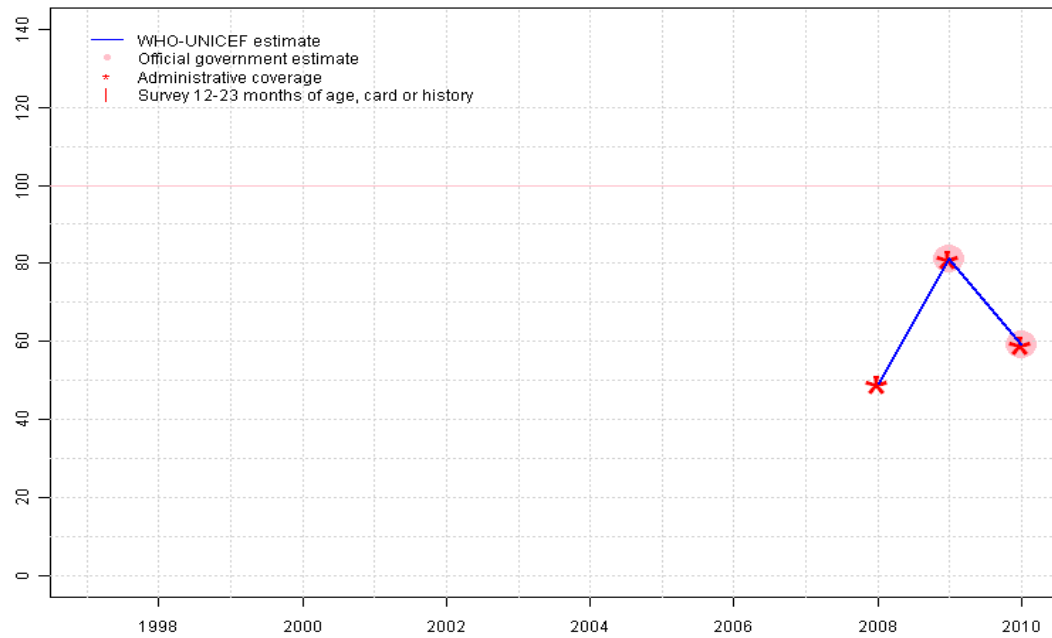
Description:

- 1998: Estimate based on reported data. Hib introduced in 1998
- 1999: Estimate based on reported data.
- 2000: Estimate based on reported data.
- 2001: Estimate based on reported data.
- 2002: Estimate based on reported data.
- 2003: Estimate based on reported data.
- 2004: Estimate based on reported data.
- 2005: Estimate based on reported data.
- 2006: Estimate based on reported data.
- 2007: Estimate based on reported data.
- 2008: Estimate based on interpolation between 2007 and 2009.
- 2009: Estimate based on reported data.
- 2010: Estimate based on reported data.

| | 1997 | 1998 | 1999 | 2000 | 2001 | 2002 | 2003 | 2004 | 2005 | 2006 | 2007 | 2008 | 2009 | 2010 |
|----------------|------|------|------|------|------|------|------|------|------|------|------|------|------|------|
| Estimate | NA | 39 | 96 | 97 | 99 | 98 | 97 | 98 | 98 | 97 | 97 | 97 | 97 | 99 |
| Official | NA | 39 | 96 | 97 | 99 | 98 | 97 | 98 | 98 | 97 | 97 | NA | 97 | 100 |
| Administrative | NA | 39 | 97 | 97 | 99 | 98 | 97 | 98 | 98 | 98 | 97 | NA | 97 | 100 |
| Survey | NA | NA | NA | NA | NA | NA | NA | NA | NA | NA | NA | NA | NA | NA |

Bahrain - RotaC

BHR - RotaC



Description:

2008: Estimate based on reported data. Rota introduced in 2008

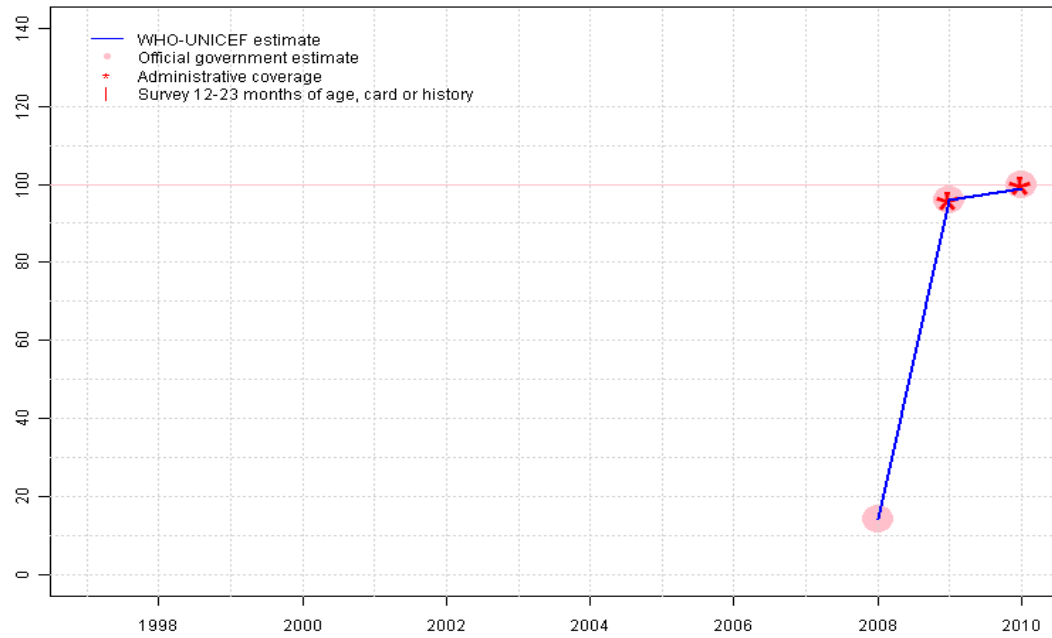
2009: Estimate based on reported data. Rapid increase to routine levels of other vaccines following introduction.

2010: Estimate based on reported data. Rota vaccine was suspended from March to June.

| | 1997 | 1998 | 1999 | 2000 | 2001 | 2002 | 2003 | 2004 | 2005 | 2006 | 2007 | 2008 | 2009 | 2010 |
|----------------|------|------|------|------|------|------|------|------|------|------|------|------|------|------|
| Estimate | NA | NA | NA | NA | NA | NA | NA | NA | NA | NA | NA | 49 | 81 | 59 |
| Official | NA | NA | NA | NA | NA | NA | NA | NA | NA | NA | NA | NA | 81 | 59 |
| Administrative | NA | NA | NA | NA | NA | NA | NA | NA | NA | NA | NA | 49 | 81 | 59 |
| Survey | NA | NA | NA | NA | NA | NA | NA | NA | NA | NA | NA | NA | NA | NA |

Bahrain - PcV3

BHR - PcV3



Description:

2008: Estimate based on reported data. PCV introduced in 2008

2009: Estimate based on reported data. PCV introduced in 2008 reporting started in 2009. Rapid increase to routine levels of other vaccines following introduction.

2010: Estimate based on reported data.

| | 1997 | 1998 | 1999 | 2000 | 2001 | 2002 | 2003 | 2004 | 2005 | 2006 | 2007 | 2008 | 2009 | 2010 |
|----------------|------|------|------|------|------|------|------|------|------|------|------|------|------|------|
| Estimate | NA | NA | NA | NA | NA | NA | NA | NA | NA | NA | NA | 14 | 96 | 99 |
| Official | NA | NA | NA | NA | NA | NA | NA | NA | NA | NA | NA | 14 | 96 | 100 |
| Administrative | NA | NA | NA | NA | NA | NA | NA | NA | NA | NA | NA | NA | 96 | 100 |
| Survey | NA | NA | NA | NA | NA | NA | NA | NA | NA | NA | NA | NA | NA | NA |

Further information and estimates for 1980-1996 are available at:

http://www.childinfo.org/immunization_countryreports.html

http://www.who.int/immunization_monitoring/routine/immunization_coverage/en/index4.html

Bahrain

WHO/UNICEF Estimates of Protection at Birth (PAB) against tetanus

In countries where tetanus is recommended for girls and women coverage is usually reported as "TT2+", i.e. the proportion of (pregnant) women who have received their second or superior TT dose in a given year. TT2 + coverage, however, can under-represent the actual proportion of births that are protected against tetanus as it does not include women who have previously received protective doses, women who received one dose without documentation of previous doses, and women who received doses in TT (or Td) supplemental immunization activities (SIA). In addition, girls who have received DTP in their childhood and are entering childbearing age, may be protected with TT booster doses.

WHO and UNICEF have developed a model that takes into account the above scenarios, and calculates the proportion of births in a given year that can be considered as having been protected against tetanus - "Protection at Birth".

In this model, annual cohorts of women are followed from infancy through their life. A proportion receive DTP in infancy (estimated based on the WHO-UNICEF estimates of DTP3 coverage). In addition some of these women also receive TT through routine services when they are pregnant and may also receive TT during SIAs. The model also adjusts reported data, taking into account coverage patterns in other years, and/or results available through surveys. The duration of protection is then calculated, based on WHO estimates of the duration of protection by doses ever received. The proportion of births that are protected against tetanus as a result of maternal immunization reflects the tetanus immunization received by the mother throughout her life rather than simply the TT immunizations received during the current pregnancy. From 1997 to 2009, reported PAB estimates have been used. PAB estimate for 2010 is based on 2009 reported PAB.

| Year | PAB coverage estimate (%) |
|------|---------------------------|
| 1997 | 72 |
| 1998 | 80 |
| 1999 | 76 |
| 2000 | 84 |
| 2001 | 86 |
| 2002 | 94 |
| 2003 | 91 |
| 2004 | 97 |
| 2005 | 97 |
| 2006 | 93 |
| 2007 | 96 |
| 2008 | 99 |
| 2009 | 94 |
| 2010 | 94 |

¹ This model is described in: Griffiths U., Wolfson L., Quddus A., Younus M., Hafiz R.. Incremental cost-effectiveness of supplementary immunization activities to prevent neo-natal tetanus in Pakistan. Bulletin of the World Health Organization 2004; 82:643-651.