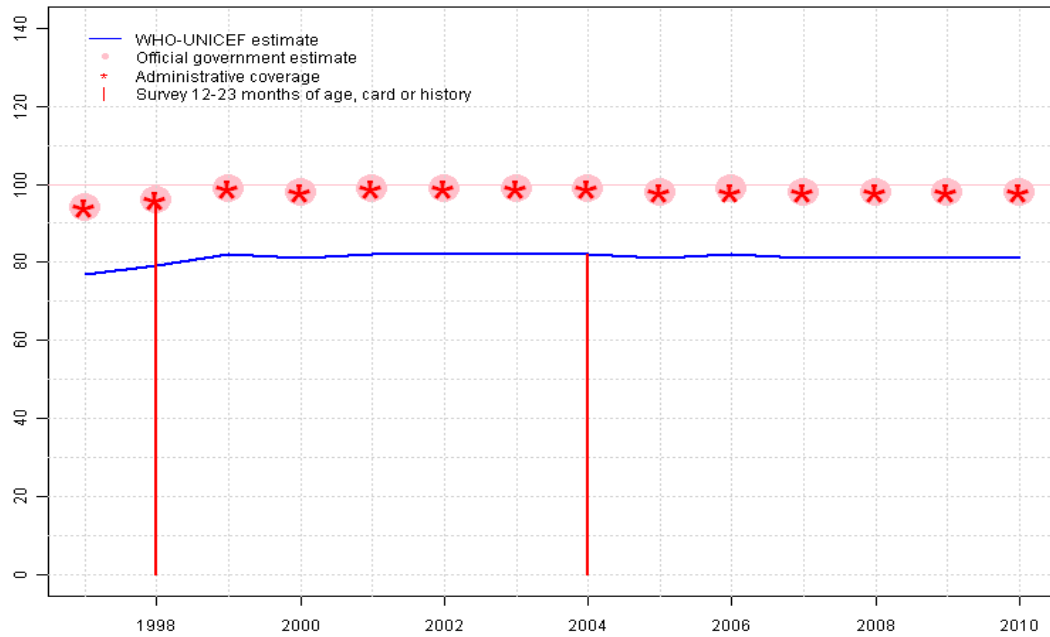


Azerbaijan - BCG

AZE - BCG



Description:

1997: Legacy estimate.

1998: Reported data calibrated to 1997 and 2004 levels. Survey not accepted. An April 2009 workshop found that birth estimates reported by the Ministry of Health was significantly lower than that reported by the State Committee of Statistics suggesting lower coverage levels.

1999: Reported data calibrated to 1997 and 2004 levels.

2000: Reported data calibrated to 1997 and 2004 levels.

2001: Reported data calibrated to 1997 and 2004 levels.

2002: Reported data calibrated to 1997 and 2004 levels.

2003: Reported data calibrated to 1997 and 2004 levels.

2004: Estimate based on survey results. 82 percent survey results does not support reported data of 99 percent.

2005: Reported data 98 percent calibrated to 2004 levels.

2006: Reported data 99 percent calibrated to 2004 levels.

2007: Reported data 98 percent calibrated to 2004 levels.

2008: Reported data 98 percent calibrated to 2004 levels.

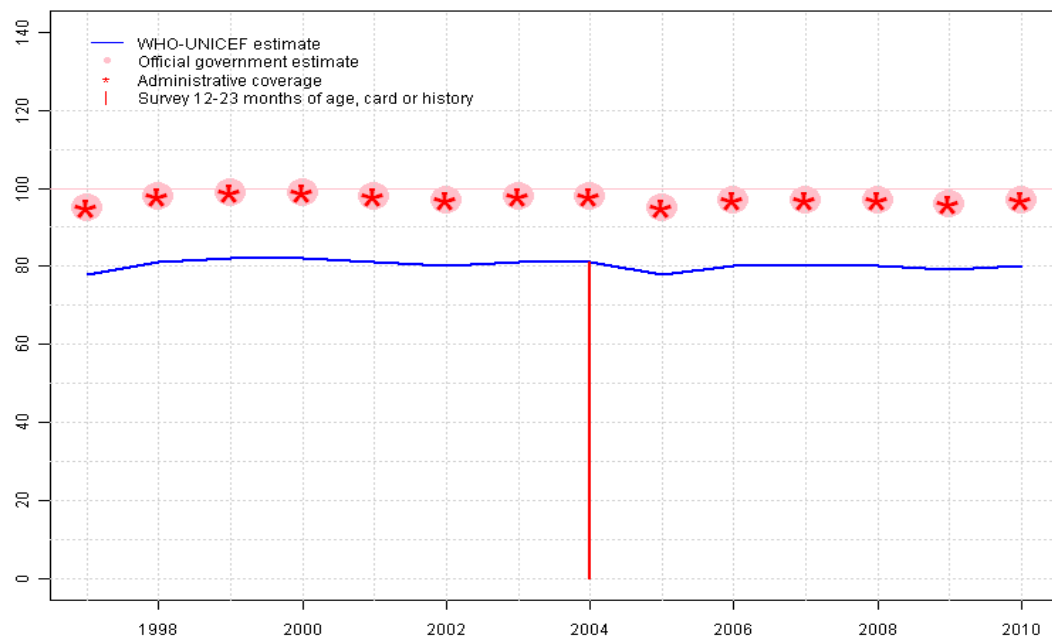
2009: Reported data 98 percent calibrated to 2004 levels.

2010: Reported data 98 percent calibrated to 2004 levels.

	1997	1998	1999	2000	2001	2002	2003	2004	2005	2006	2007	2008	2009	2010
Estimate	77	79	82	81	82	82	82	82	81	82	81	81	81	81
Official	94	96	99	98	99	99	99	99	98	99	98	98	98	98
Administrative	94	96	99	98	99	99	99	99	98	98	98	98	98	98
Survey	NA	95	NA	NA	NA	NA	NA	82	NA	NA	NA	NA	NA	NA

Azerbaijan - DTP1

AZE - DTP1



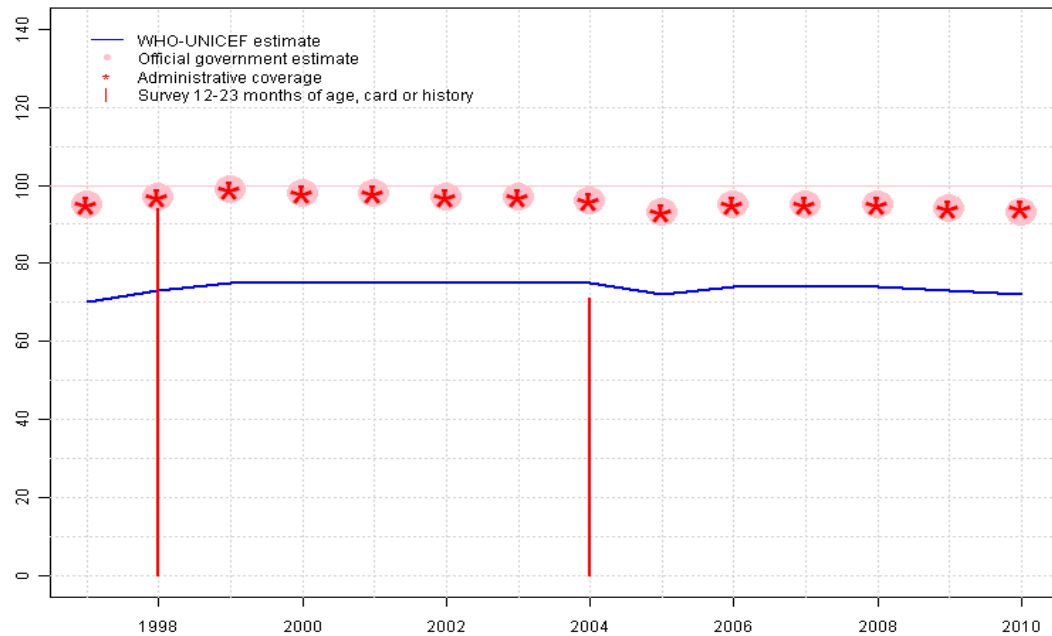
Description:

- 1997: Legacy estimate.
- 1998: Reported data calibrated to 1997 and 2004 levels.
- 1999: Reported data calibrated to 1997 and 2004 levels.
- 2000: Reported data calibrated to 1997 and 2004 levels.
- 2001: Reported data calibrated to 1997 and 2004 levels.
- 2002: Reported data calibrated to 1997 and 2004 levels.
- 2003: Reported data calibrated to 1997 and 2004 levels.
- 2004: Estimate based on survey results. 81 percent survey results does not support reported data of 98 percent.
- 2005: Reported data 95 percent calibrated to 2004 levels.
- 2006: Reported data 97 percent calibrated to 2004 levels.
- 2007: Reported data 97 percent calibrated to 2004 levels.
- 2008: Reported data 97 percent calibrated to 2004 levels.
- 2009: Reported data 96 percent calibrated to 2004 levels.
- 2010: Reported data 97 percent calibrated to 2004 levels.

	1997	1998	1999	2000	2001	2002	2003	2004	2005	2006	2007	2008	2009	2010
Estimate	78	81	82	82	81	80	81	81	78	80	80	80	79	80
Official	95	98	99	99	98	97	98	98	95	97	97	97	96	97
Administrative	95	98	99	99	98	97	98	98	95	97	97	97	96	97
Survey	NA	NA	NA	NA	NA	NA	NA	81	NA	NA	NA	NA	NA	NA

Azerbaijan - DTP3

AZE - DTP3



Description:

1997: Legacy estimate.

1998: Reported data calibrated to 1997 and 2004 levels. Survey not accepted. An April 2009 workshop found that birth estimates reported by the Ministry of Health was significantly lower than that reported by the State Committee of Statistics suggesting lower coverage levels.

1999: Reported data calibrated to 1997 and 2004 levels.

2000: Reported data calibrated to 1997 and 2004 levels.

2001: Reported data calibrated to 1997 and 2004 levels.

2002: Reported data calibrated to 1997 and 2004 levels.

2003: Reported data calibrated to 1997 and 2004 levels.

2004: Estimate based on survey results. 75 percent survey results does not support reported data of 96 percent. Survey results of 71 percent modified for recall bias to 75 percent based on 1st dose card or history coverage of 81 percent, 1st dose card only coverage of 71 percent and 3d dose card only coverage of 66 percent.

2005: Reported data 93 percent calibrated to 2004 levels.

2006: Reported data 95 percent calibrated to 2004 levels.

2007: Reported data 95 percent calibrated to 2004 levels.

2008: Reported data 95 percent calibrated to 2004 levels.

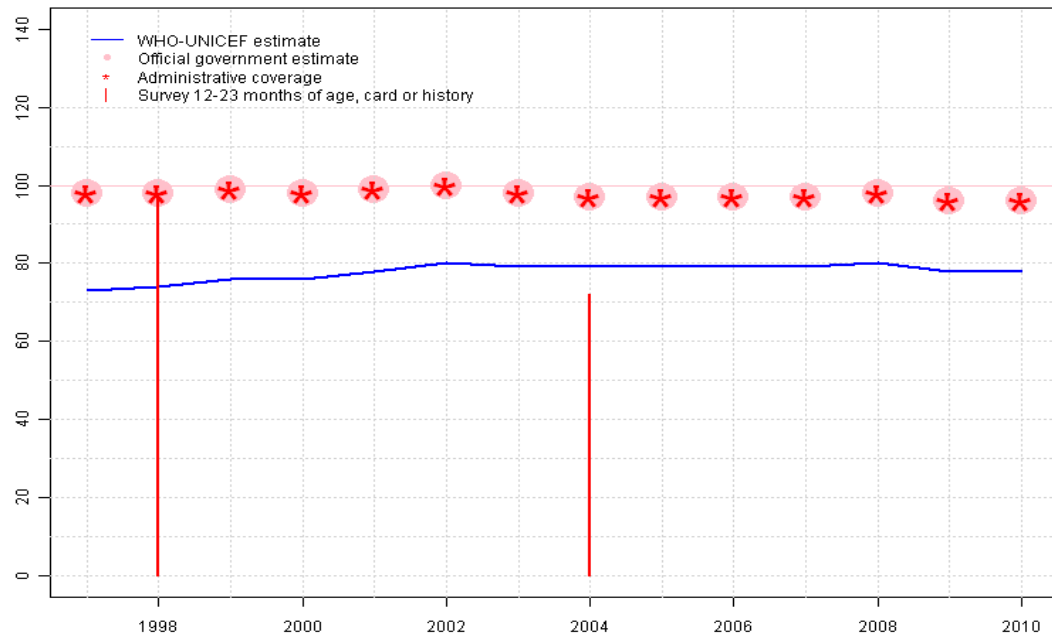
2009: Reported data 94 percent calibrated to 2004 levels.

2010: Reported data 93 percent calibrated to 2004 levels.

	1997	1998	1999	2000	2001	2002	2003	2004	2005	2006	2007	2008	2009	2010
Estimate	70	73	75	75	75	75	75	75	72	74	74	74	73	72
Official	95	97	99	98	98	97	97	96	93	95	95	95	94	93
Administrative	95	97	99	98	98	97	97	96	93	95	95	95	94	94
Survey	NA	94	NA	NA	NA	NA	NA	71	NA	NA	NA	NA	NA	NA

Azerbaijan - Pol3

AZE - Pol3



	1997	1998	1999	2000	2001	2002	2003	2004	2005	2006	2007	2008	2009	2010
Estimate	73	74	76	76	78	80	79	79	79	79	79	80	78	78
Official	98	98	99	98	99	100	98	97	97	97	97	98	96	96
Administrative	98	98	99	98	99	100	98	97	97	97	97	98	96	96
Survey	NA	97	NA	NA	NA	NA	NA	72	NA	NA	NA	NA	NA	NA

Description:

1997: Legacy estimate.

1998: Reported data calibrated to 1997 and 2004 levels. Survey not accepted. An April 2009 workshop found that birth estimates reported by the Ministry of Health was significantly lower than that reported by the State Committee of Statistics suggesting lower coverage levels.

1999: Reported data calibrated to 1997 and 2004 levels. Current estimate of 76 percent changed from previous revision value of 75 percent.

2000: Reported data calibrated to 1997 and 2004 levels.

2001: Reported data calibrated to 1997 and 2004 levels. Current estimate of 78 percent changed from previous revision value of 76 percent.

2002: Reported data calibrated to 1997 and 2004 levels. Current estimate of 80 percent changed from previous revision value of 77 percent.

2003: Reported data calibrated to 1997 and 2004 levels. Current estimate of 79 percent changed from previous revision value of 78 percent.

2004: Estimate based on survey results. 79 percent survey results does not support reported data of 97 percent. Survey results of 72 percent modified for recall bias to 79 percent based on 1st dose card or history coverage of 82 percent, 1st dose card only coverage of 71 percent and 3d dose card only coverage of 68 percent.

2005: Reported data 97 percent calibrated to 2004 levels.

2006: Reported data 97 percent calibrated to 2004 levels.

2007: Reported data 97 percent calibrated to 2004 levels.

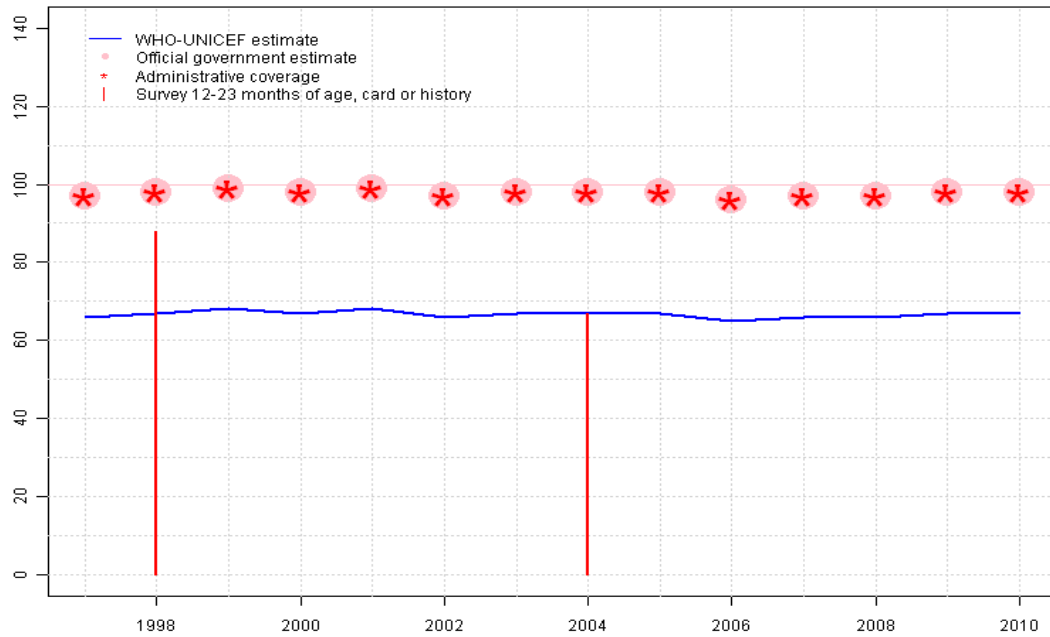
2008: Reported data 98 percent calibrated to 2004 levels. Current estimate of 80 percent changed from previous revision value of 79 percent.

2009: Reported data 96 percent calibrated to 2004 levels. Current estimate of 78 percent changed from previous revision value of 79 percent.

2010: Reported data 96 percent calibrated to 2004 levels.

Azerbaijan - MCV

AZE - MCV



Description:

1997: Legacy estimate.

1998: Reported data calibrated to 1997 and 2004 levels. Survey not accepted. An April 2009 workshop found that birth estimates reported by the Ministry of Health was significantly lower than that reported by the State Committee of Statistics suggesting lower coverage levels.

1999: Reported data calibrated to 1997 and 2004 levels.

2000: Reported data calibrated to 1997 and 2004 levels.

2001: Reported data calibrated to 1997 and 2004 levels.

2002: Reported data calibrated to 1997 and 2004 levels.

2003: Reported data calibrated to 1997 and 2004 levels.

2004: Estimate based on survey results. 67 percent survey results does not support reported data of 98 percent.

2005: Reported data 98 percent calibrated to 2004 levels.

2006: Reported data 96 percent calibrated to 2004 levels.

2007: Reported data 97 percent calibrated to 2004 levels.

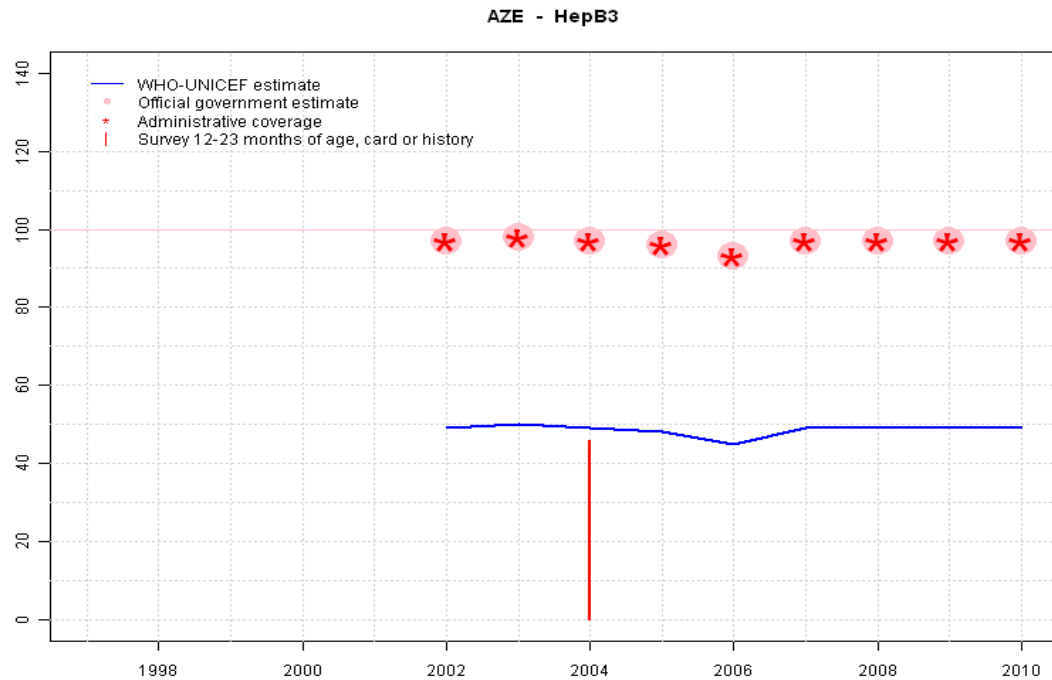
2008: Reported data 97 percent calibrated to 2004 levels.

2009: Reported data 98 percent calibrated to 2004 levels.

2010: Reported data 98 percent calibrated to 2004 levels.

	1997	1998	1999	2000	2001	2002	2003	2004	2005	2006	2007	2008	2009	2010
Estimate	66	67	68	67	68	66	67	67	67	65	66	66	67	67
Official	97	98	99	98	99	97	98	98	98	96	97	97	98	98
Administrative	97	98	99	98	99	97	98	98	98	96	97	97	98	98
Survey	NA	88	NA	NA	NA	NA	NA	67	NA	NA	NA	NA	NA	NA

Azerbaijan - HepB3

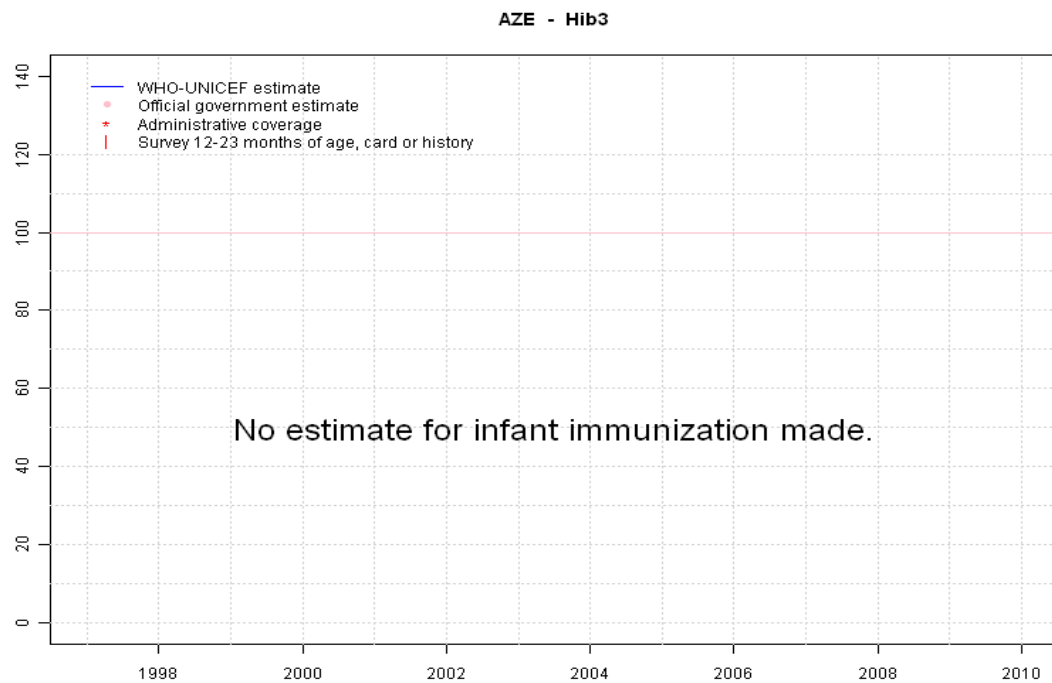


Description:

- 2002: Reported data 97 percent calibrated to 2004 levels. HepB introduced in 2001. Reporting started in 2002. Vaccine presentation is HepB .Current estimate of 49 percent changed from previous revision value of 46 percent.
- 2003: Reported data 98 percent calibrated to 2004 levels. Current estimate of 50 percent changed from previous revision value of 47 percent.
- 2004: Estimate based on survey results. 49 percent survey results does not support reported data of 97 percent. Survey results of 46 percent modified for recall bias to 49 percent based on 1st dose card or history coverage of 71 percent, 1st dose card only coverage of 64 percent and 3d dose card only coverage of 44 percent. Current estimate of 49 percent changed from previous revision value of 46 percent.
- 2005: Reported data 96 percent calibrated to 2004 levels. Current estimate of 48 percent changed from previous revision value of 45 percent.
- 2006: Reported data 93 percent calibrated to 2004 levels. Current estimate of 45 percent changed from previous revision value of 42 percent.
- 2007: Reported data 97 percent calibrated to 2004 levels. Current estimate of 49 percent changed from previous revision value of 46 percent.
- 2008: Reported data 97 percent calibrated to 2004 levels. Current estimate of 49 percent changed from previous revision value of 46 percent.
- 2009: Reported data 97 percent calibrated to 2004 levels. Current estimate of 49 percent changed from previous revision value of 46 percent.
- 2010: Reported data 97 percent calibrated to 2004 levels.

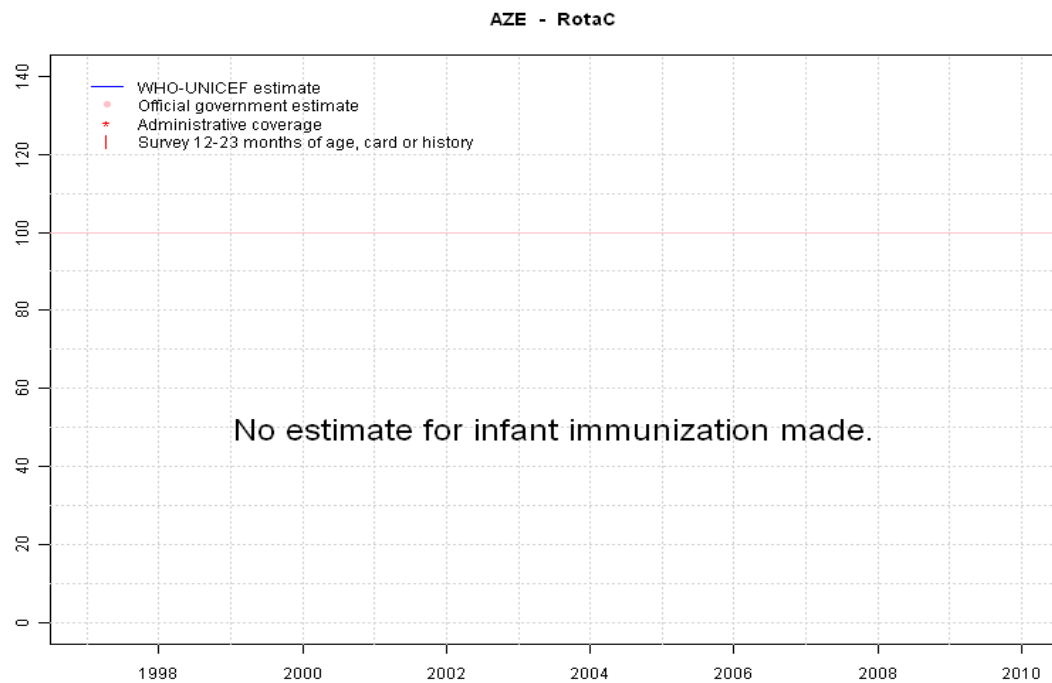
	1997	1998	1999	2000	2001	2002	2003	2004	2005	2006	2007	2008	2009	2010
Estimate	NA	NA	NA	NA	NA	49	50	49	48	45	49	49	49	49
Official	NA	NA	NA	NA	NA	97	98	97	96	93	97	97	97	97
Administrative	NA	NA	NA	NA	NA	97	98	97	96	93	97	97	97	97
Survey	NA	NA	NA	NA	NA	NA	NA	46	NA	NA	NA	NA	NA	NA

Azerbaijan - Hib3



	1997	1998	1999	2000	2001	2002	2003	2004	2005	2006	2007	2008	2009	2010
Estimate	NA	NA	NA	NA	NA	NA	NA	NA	NA	NA	NA	NA	NA	NA
Official	NA	NA	NA	NA	NA	NA	NA	NA	NA	NA	NA	NA	NA	NA
Administrative	NA	NA	NA	NA	NA	NA	NA	NA	NA	NA	NA	NA	NA	NA
Survey	NA	NA	NA	NA	NA	NA	NA	NA	NA	NA	NA	NA	NA	NA

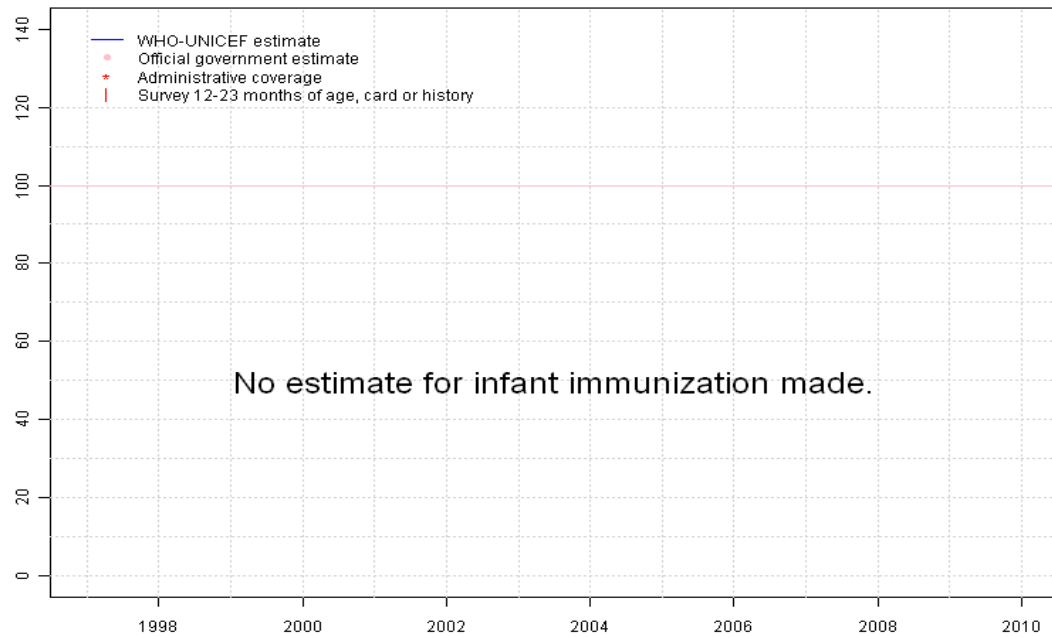
Azerbaijan - RotaC



	1997	1998	1999	2000	2001	2002	2003	2004	2005	2006	2007	2008	2009	2010
Estimate	NA	NA	NA	NA	NA	NA	NA	NA	NA	NA	NA	NA	NA	NA
Official	NA	NA	NA	NA	NA	NA	NA	NA	NA	NA	NA	NA	NA	NA
Administrative	NA	NA	NA	NA	NA	NA	NA	NA	NA	NA	NA	NA	NA	NA
Survey	NA	NA	NA	NA	NA	NA	NA	NA	NA	NA	NA	NA	NA	NA

Azerbaijan - PcV3

AZE - PcV3



	1997	1998	1999	2000	2001	2002	2003	2004	2005	2006	2007	2008	2009	2010
Estimate	NA	NA	NA	NA	NA	NA	NA	NA	NA	NA	NA	NA	NA	NA
Official	NA	NA	NA	NA	NA	NA	NA	NA	NA	NA	NA	NA	NA	NA
Administrative	NA	NA	NA	NA	NA	NA	NA	NA	NA	NA	NA	NA	NA	NA
Survey	NA	NA	NA	NA	NA	NA	NA	NA	NA	NA	NA	NA	NA	NA

Azerbaijan - survey details

2004 Azerbaijan Demographic and Health Survey 2006

Vaccine	Confirmation method	Coverage	Age cohort	Sample	Cards seen
BCG	C or H <18 months	80	18-29 m	467	72
BCG	Card	68	18-29 m	467	72
BCG	Card or History	82	18-29 m	467	72
BCG	History	14	18-29 m	467	72
DTP1	C or H <18 months	80	18-29 m	467	72
DTP1	Card	71	18-29 m	467	72
DTP1	Card or History	81	18-29 m	467	72
DTP1	History	10	18-29 m	467	72
DTP3	C or H <18 months	65	18-29 m	467	72
DTP3	Card	66	18-29 m	467	72
DTP3	Card or History	71	18-29 m	467	72
DTP3	History	5	18-29 m	467	72
HepB1	Card or History	71	18-29 m	467	72
HepB1	Card	64	18-29 m	467	72
HepB1	History	7	18-29 m	467	72
HepB1	C or H <18 months	71	18-29 m	467	72
HepB3	Card	44	18-29 m	467	72
HepB3	Card or History	46	18-29 m	467	72
HepB3	History	1	18-29 m	467	72
HepB3	C or H <18 months	44	18-29 m	467	72

MCV	History	9	18-29 m	467	72
MCV	C or H <18 months	61	18-29 m	467	72
MCV	Card	58	18-29 m	467	72
MCV	Card or History	67	18-29 m	467	72
Pol1	History	11	18-29 m	467	72
Pol1	Card or History	82	18-29 m	467	72
Pol1	C or H <18 months	81	18-29 m	467	72
Pol1	Card	71	18-29 m	467	72
Pol3	History	4	18-29 m	467	72
Pol3	C or H <18 months	68	18-29 m	467	72
Pol3	Card	68	18-29 m	467	72
Pol3	Card or History	72	18-29 m	467	72

1998 National Immunization Programme Evaluation Azerbaijan, 1999

Vaccine	Confirmation method	Coverage	Age cohort	Sample	Cards seen
BCG	Card or History	95	15-26 m	2145	0
DTP3	Card or History	94	15-26 m	2145	0
MCV	Card or History	88	15-26 m	2145	0
Pol3	Card or History	97	15-26 m	2145	0

Further information and estimates for 1980-1996 are available at:

http://www.childinfo.org/immunization_countryreports.html

http://www.who.int/immunization_monitoring/routine/immunization_coverage/en/index4.html