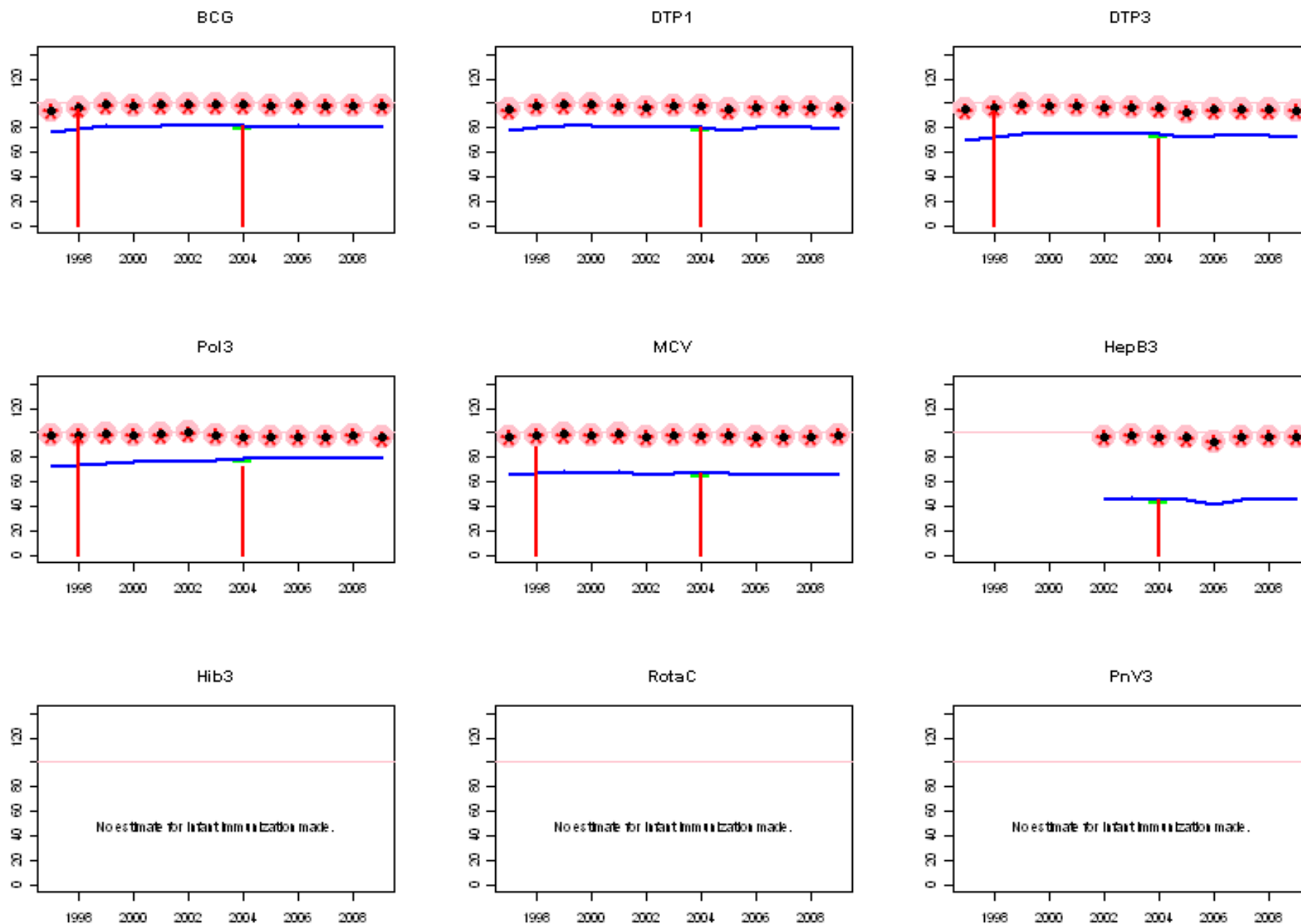
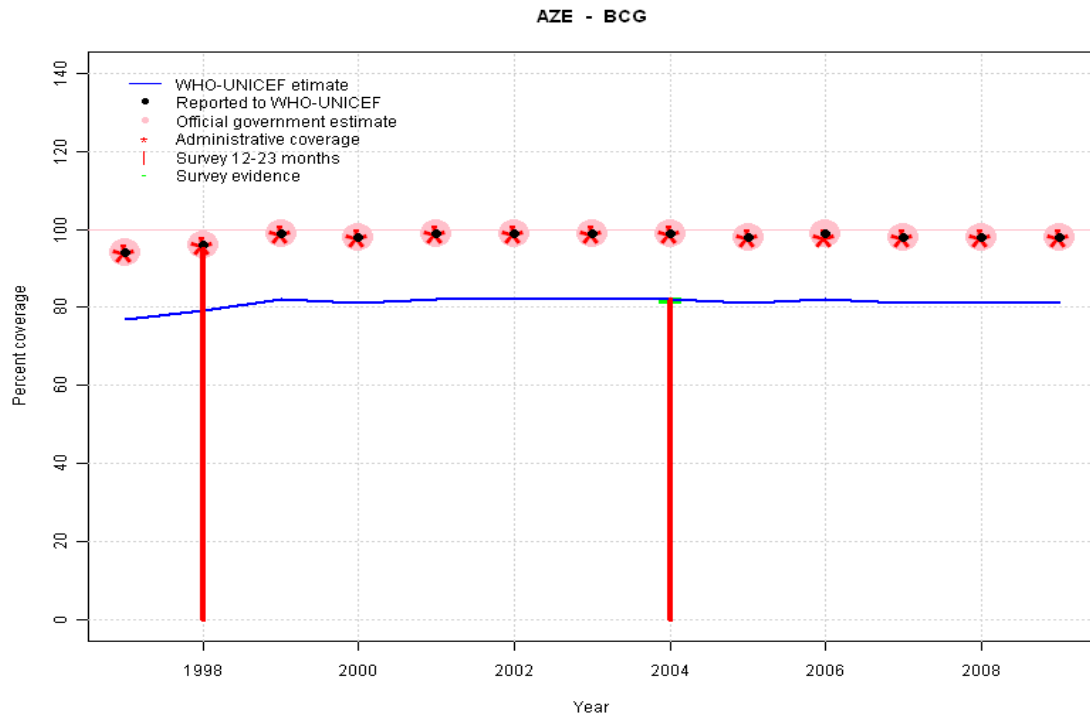


Azerbaijan: WHO and UNICEF estimates of immunization coverage, 1997 - 2009



Azerbaijan - BCG



Description:

1997: Legacy estimate.

1998: Reported data (96 percent) calibrated to 1997 and 2004 levels. Survey results of 95 percent ignored by working group. An April 2009 workshop found that birth estimates reported by the Ministry of Health was significantly lower than that reported by the State Committee of Statistics suggesting lower coverage levels.

1999: Reported data (99 percent) calibrated to 1997 and 2004 levels.

2000: Reported data (98 percent) calibrated to 1997 and 2004 levels.

2001: Reported data (99 percent) calibrated to 1997 and 2004 levels.

2002: Reported data (99 percent) calibrated to 1997 and 2004 levels.

2003: Reported data (99 percent) calibrated to 1997 and 2004 levels.

2004: Estimate based on survey results. Reported data (99 percent) not consistent with survey results (82 percent).

2005: Reported data (98 percent) calibrated to 2004 level (82 percent).

2006: Reported data (99 percent) calibrated to 2004 level (82 percent).

2007: Reported data (98 percent) calibrated to 2004 level (82 percent).

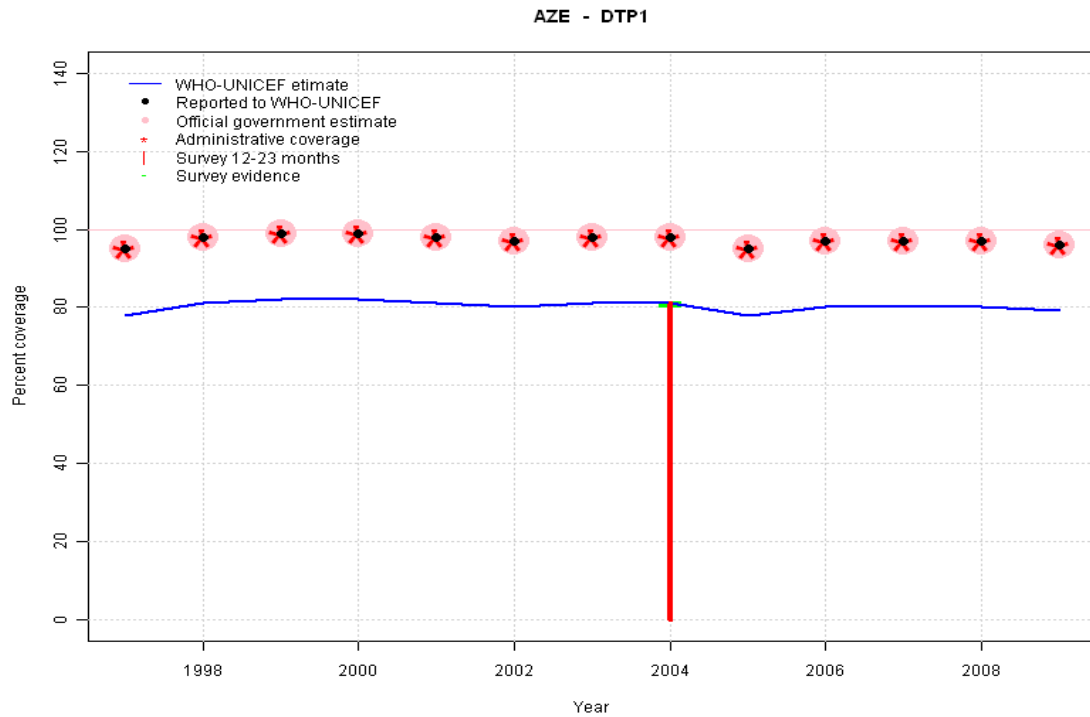
2008: Reported data (98 percent) calibrated to 2004 level (82 percent).

2009: Reported data (98 percent) calibrated to 2004 level (82 percent).

	1997	1998	1999	2000	2001	2002	2003	2004	2005	2006	2007	2008	2009
Estimate	77	79	82	81	82	82	82	82	81	82	81	81	81
Reported	94	96	99	98	99	99	99	99	98	99	98	98	98
Official	94	96	99	98	99	99	99	99	98	99	98	98	98
Administrative	94	96	99	98	99	99	99	99	98	98	98	98	98
Survey	NA	NA	NA	NA	NA	NA	NA	82	NA	NA	NA	NA	NA

Azerbaijan - DTP1

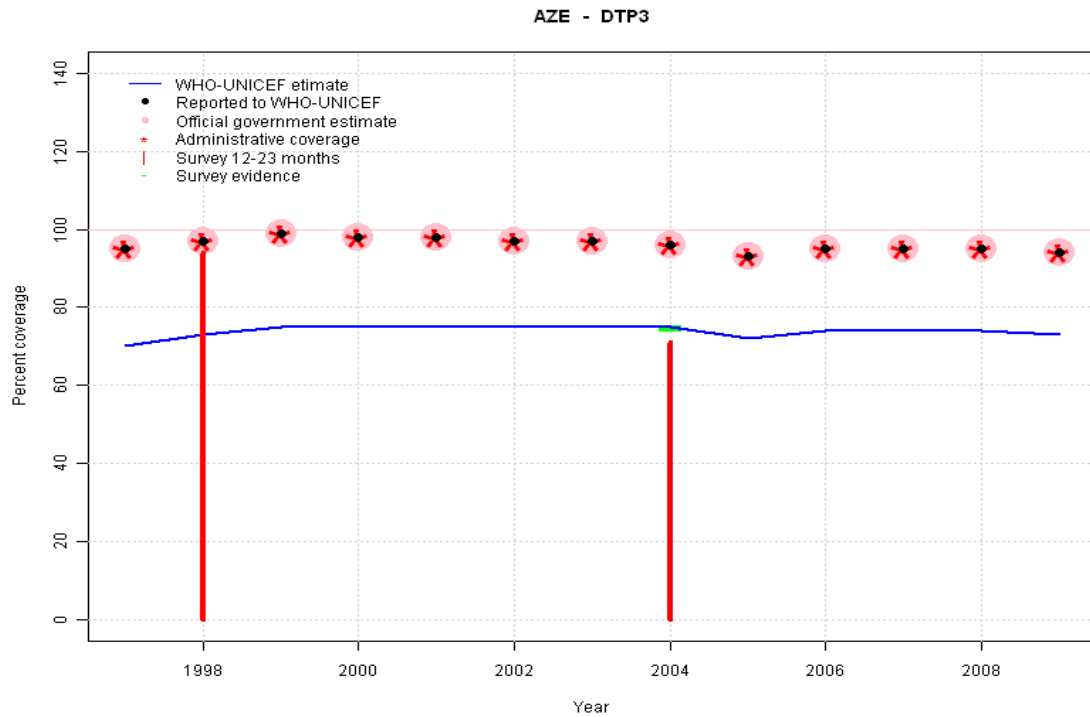
Description:



1997: Legacy estimate.
 1998: Reported data (98 percent) calibrated to 1997 and 2004 levels.
 1999: Reported data (99 percent) calibrated to 1997 and 2004 levels.
 2000: Reported data (99 percent) calibrated to 1997 and 2004 levels.
 2001: Reported data (98 percent) calibrated to 1997 and 2004 levels.
 2002: Reported data (97 percent) calibrated to 1997 and 2004 levels.
 2003: Reported data (98 percent) calibrated to 1997 and 2004 levels.
 2004: Estimate based on survey results. Reported data (98 percent) not consistent with survey results (81 percent).
 2005: Reported data (95 percent) calibrated to 2004 level (81 percent).
 2006: Reported data (97 percent) calibrated to 2004 level (81 percent).
 2007: Reported data (97 percent) calibrated to 2004 level (81 percent).
 2008: Reported data (97 percent) calibrated to 2004 level (81 percent).
 2009: Reported data (96 percent) calibrated to 2004 level (81 percent).

	1997	1998	1999	2000	2001	2002	2003	2004	2005	2006	2007	2008	2009
Estimate	78	81	82	82	81	80	81	81	78	80	80	80	79
Reported	95	98	99	99	98	97	98	98	95	97	97	97	96
Official	95	98	99	99	98	97	98	98	95	97	97	97	96
Administrative	95	98	99	99	98	97	98	98	95	97	97	97	96
Survey	NA	NA	NA	NA	NA	NA	NA	81	NA	NA	NA	NA	NA

Azerbaijan - DTP3



	1997	1998	1999	2000	2001	2002	2003	2004	2005	2006	2007	2008	2009
Estimate	70	73	75	75	75	75	75	75	72	74	74	74	73
Reported	95	97	99	98	98	97	97	96	93	95	95	95	94
Official	95	97	99	98	98	97	97	96	93	95	95	95	94
Administrative	95	97	99	98	98	97	97	96	93	95	95	95	94
Survey	NA	NA	NA	NA	NA	NA	NA	75	NA	NA	NA	NA	NA

Description:

1997: Legacy estimate.

1998: Reported data (97 percent) calibrated to 1997 and 2004 levels. Survey results of 94 percent ignored by working group. An April 2009 workshop found that birth estimates reported by the Ministry of Health was significantly lower than that reported by the State Committee of Statistics suggesting lower coverage levels.

1999: Reported data (99 percent) calibrated to 1997 and 2004 levels.

2000: Reported data (98 percent) calibrated to 1997 and 2004 levels.

2001: Reported data (98 percent) calibrated to 1997 and 2004 levels.

2002: Reported data (97 percent) calibrated to 1997 and 2004 levels.

2003: Reported data (97 percent) calibrated to 1997 and 2004 levels.

2004: Estimate based on survey results. Reported data (96 percent) not consistent with survey results (75 percent). Survey results (71 percent) adjusted for recall bias to 75 percent based on first dose card or history coverage (81 percent) and documented drop-out between first (71 percent) and third (66 percent) doses.

2005: Reported data (93 percent) calibrated to 2004 level (75 percent).

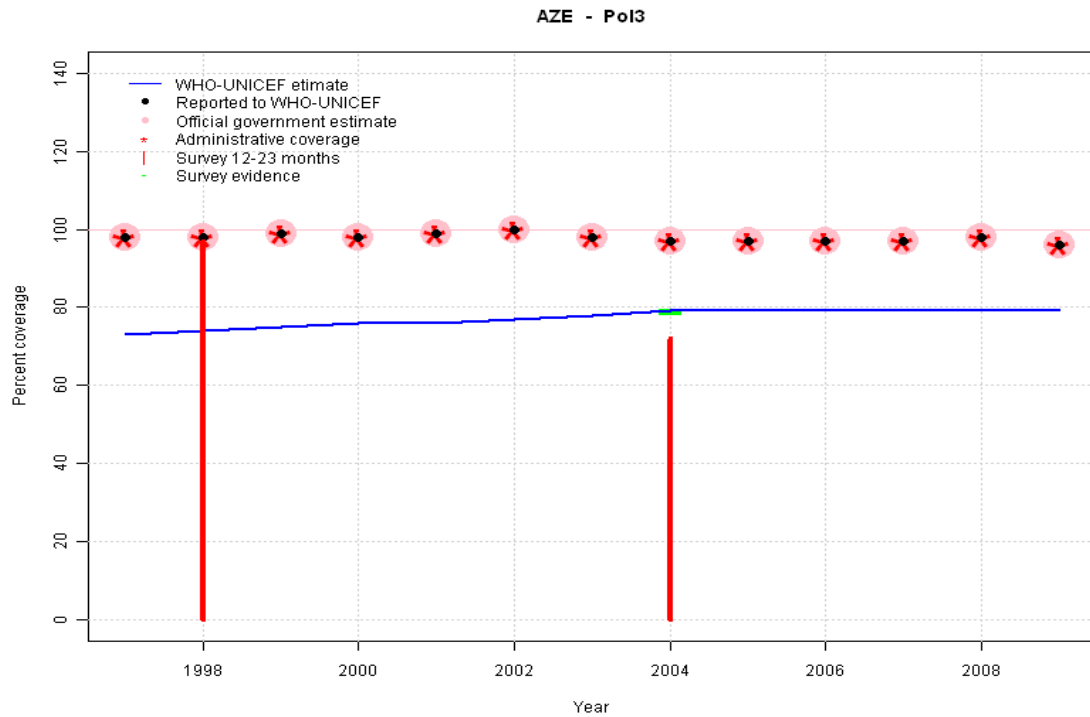
2006: Reported data (95 percent) calibrated to 2004 level (75 percent).

2007: Reported data (95 percent) calibrated to 2004 level (75 percent).

2008: Reported data (95 percent) calibrated to 2004 level (75 percent).

2009: Reported data (94 percent) calibrated to 2004 level (75 percent).

Azerbaijan - Pol3



Description:

1997: Legacy estimate.

1998: Estimate interpolated between 1997 and 2004 estimates. Survey results of 97 percent ignored by working group. An April 2009 workshop found that birth estimates reported by the Ministry of Health was significantly lower than that reported by the State Committee of Statistics suggesting lower coverage levels.

1999: Estimate interpolated between 1997 and 2004 estimates.

2000: Estimate interpolated between 1997 and 2004 estimates.

2001: Estimate interpolated between 1997 and 2004 estimates.

2002: Estimate interpolated between 1997 and 2004 estimates.

2003: Estimate interpolated between 1997 and 2004 estimates.

2004: Estimate based on survey results. Reported data (97 percent) not consistent with survey results (79 percent). Survey results (72 percent) adjusted for recall bias to 79 percent based on first dose card or history coverage (82 percent) and documented drop-out between first (71 percent) and third (68 percent) doses.

2005: Estimate extrapolated from 2004 level (79 percent).

2006: Estimate extrapolated from 2004 level (79 percent).

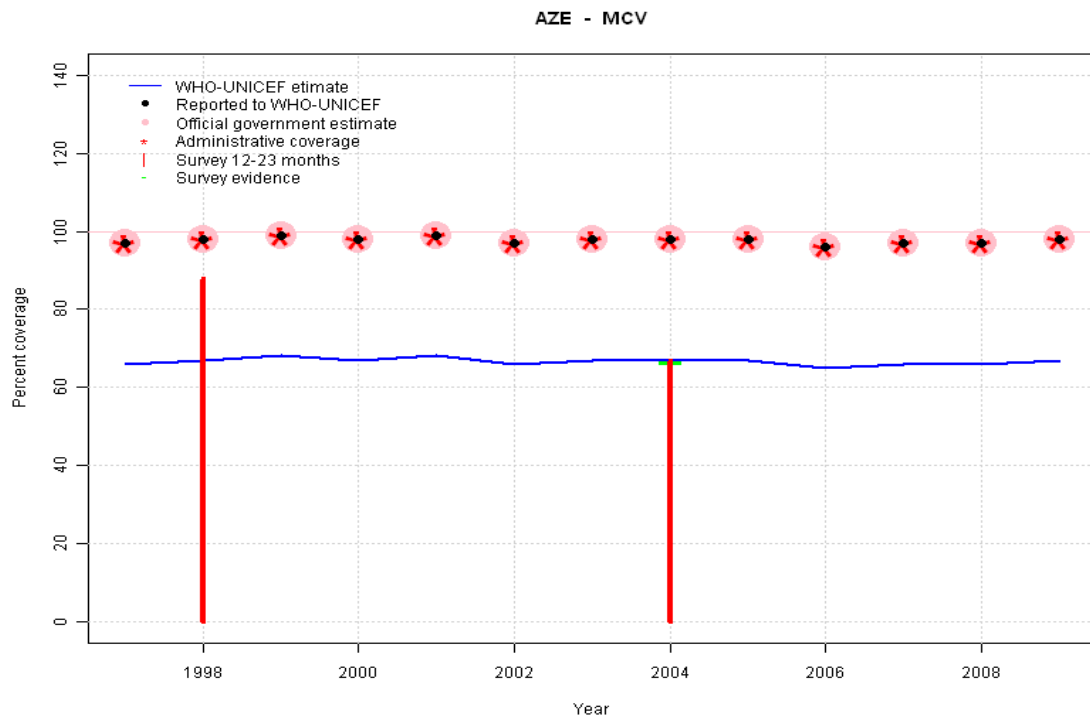
2007: Estimate extrapolated from 2004 level (79 percent).

2008: Estimate extrapolated from 2004 level (79 percent).

2009: Estimate extrapolated from 2004 level (79 percent).

	1997	1998	1999	2000	2001	2002	2003	2004	2005	2006	2007	2008	2009
Estimate	73	74	75	76	76	77	78	79	79	79	79	79	79
Reported	98	98	99	98	99	100	98	97	97	97	97	98	96
Official	98	98	99	98	99	100	98	97	97	97	97	98	96
Administrative	98	98	99	98	99	100	98	97	97	97	97	98	96
Survey	NA	NA	NA	NA	NA	NA	NA	79	NA	NA	NA	NA	NA

Azerbaijan - MCV



Description:

1997: Legacy estimate.

1998: Reported data (98 percent) calibrated to 1997 and 2004 levels. Survey results of 88 percent ignored by working group. An April 2009 workshop found that birth estimates reported by the Ministry of Health was significantly lower than that reported by the State Committee of Statistics suggesting lower coverage levels.

1999: Reported data (99 percent) calibrated to 1997 and 2004 levels.

2000: Reported data (98 percent) calibrated to 1997 and 2004 levels.

2001: Reported data (99 percent) calibrated to 1997 and 2004 levels.

2002: Reported data (97 percent) calibrated to 1997 and 2004 levels.

2003: Reported data (98 percent) calibrated to 1997 and 2004 levels.

2004: Estimate based on survey results. Reported data (98 percent) not consistent with survey results (67 percent).

2005: Reported data (98 percent) calibrated to 2004 level (67 percent).

2006: Reported data (96 percent) calibrated to 2004 level (67 percent).

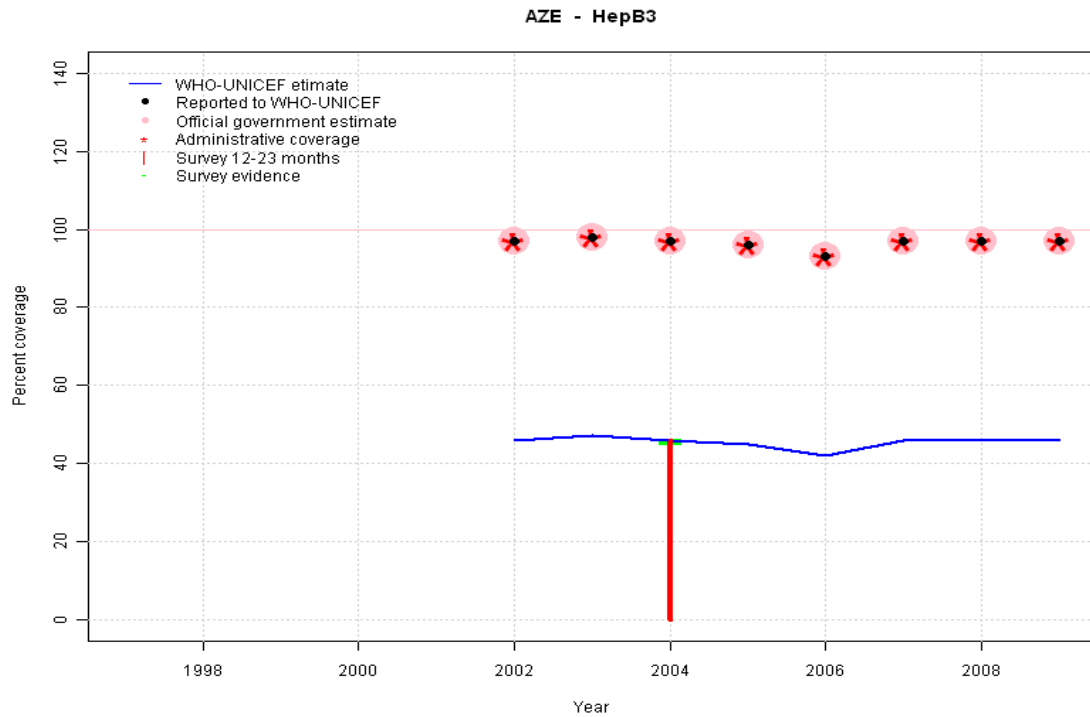
2007: Reported data (97 percent) calibrated to 2004 level (67 percent).

2008: Reported data (97 percent) calibrated to 2004 level (67 percent).

2009: Reported data (98 percent) calibrated to 2004 level (67 percent).

	1997	1998	1999	2000	2001	2002	2003	2004	2005	2006	2007	2008	2009
Estimate	66	67	68	67	68	66	67	67	67	65	66	66	67
Reported	97	98	99	98	99	97	98	98	98	96	97	97	98
Official	97	98	99	98	99	97	98	98	98	96	97	97	98
Administrative	97	98	99	98	99	97	98	98	98	96	97	97	98
Survey	NA	NA	NA	NA	NA	NA	NA	67	NA	NA	NA	NA	NA

Azerbaijan - HepB3

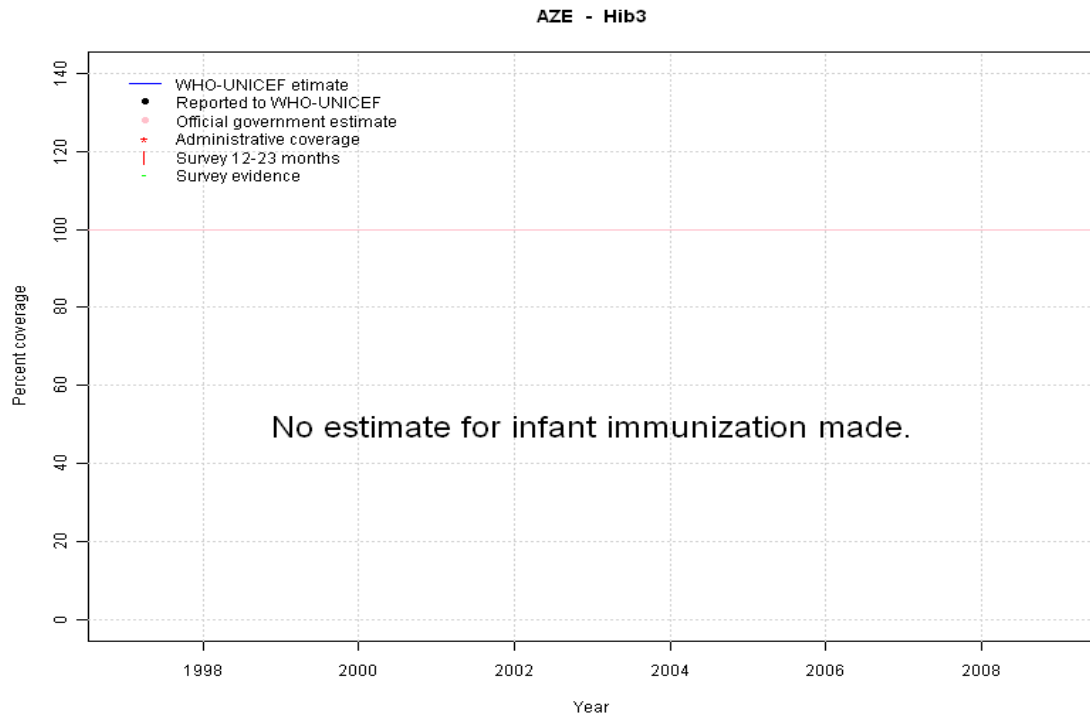


Description:

- 2002: Estimate calibrated to 2004 level (46 percent) and reported coverage (97 percent). HepB introduced in 2001. Reporting started in 2002. Vaccine presentation is HepB .
- 2003: Estimate calibrated to 2004 level (46 percent) and reported coverage (98 percent).
- 2004: Estimate based on survey results. Reported data (97 percent) not consistent with survey results (46 percent).
- 2005: Estimate calibrated to 2004 level (46 percent) and reported coverage (96 percent).
- 2006: Estimate calibrated to 2004 level (46 percent) and reported coverage (93 percent).
- 2007: Estimate calibrated to 2004 level (46 percent) and reported coverage (97 percent).
- 2008: Estimate calibrated to 2004 level (46 percent) and reported coverage (97 percent).
- 2009: Estimate calibrated to 2004 level (46 percent) and reported coverage (97 percent).

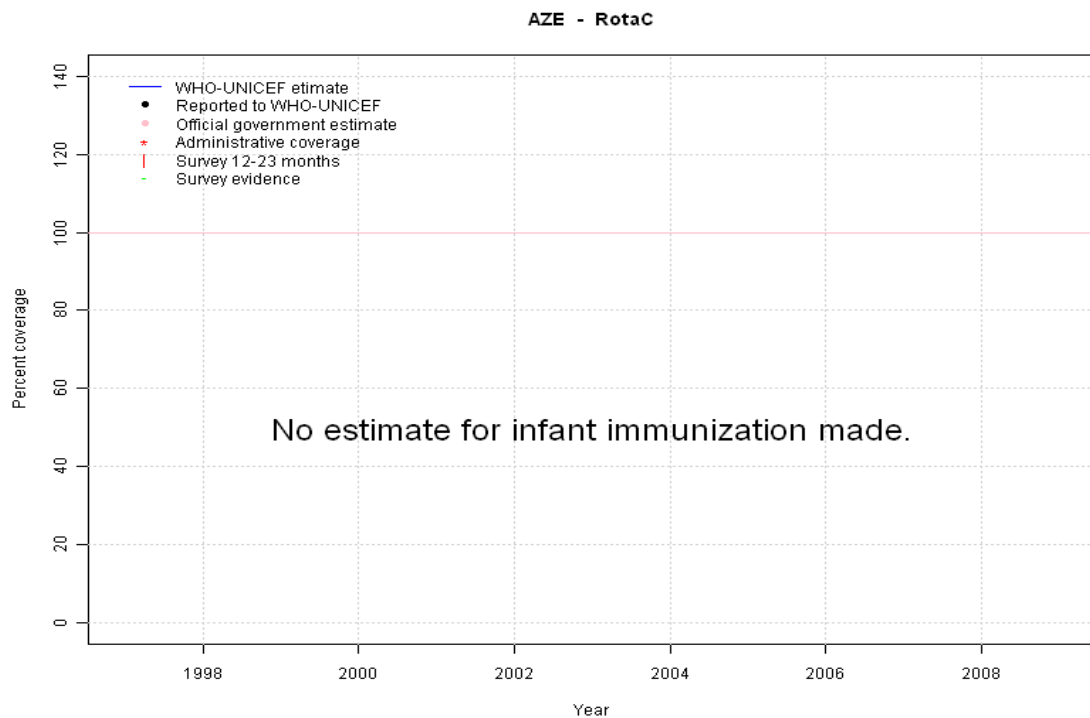
	1997	1998	1999	2000	2001	2002	2003	2004	2005	2006	2007	2008	2009
Estimate	NA	NA	NA	NA	NA	46	47	46	45	42	46	46	46
Reported	NA	NA	NA	NA	NA	97	98	97	96	93	97	97	97
Official	NA	NA	NA	NA	NA	97	98	97	96	93	97	97	97
Administrative	NA	NA	NA	NA	NA	97	98	97	96	93	97	97	97
Survey	NA	NA	NA	NA	NA	NA	NA	46	NA	NA	NA	NA	NA

Azerbaijan - Hib3



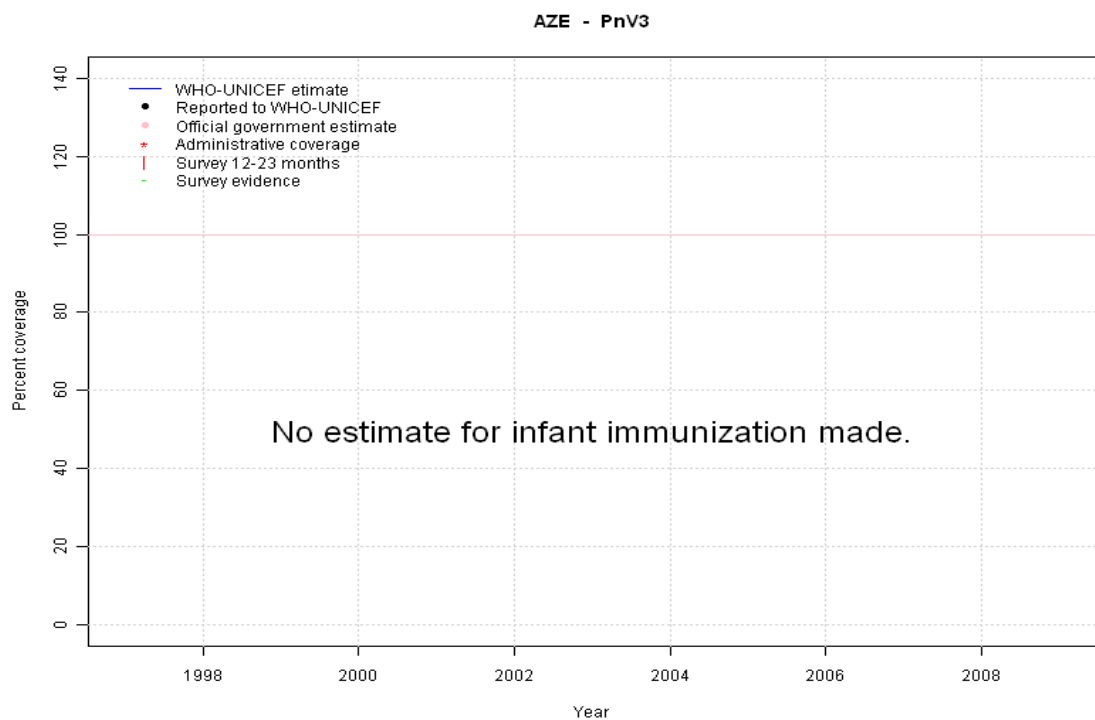
	1997	1998	1999	2000	2001	2002	2003	2004	2005	2006	2007	2008	2009
Estimate	NA	NA	NA	NA	NA	NA	NA	NA	NA	NA	NA	NA	NA
Reported	NA	NA	NA	NA	NA	NA	NA	NA	NA	NA	NA	NA	NA
Official	NA	NA	NA	NA	NA	NA	NA	NA	NA	NA	NA	NA	NA
Administrative	NA	NA	NA	NA	NA	NA	NA	NA	NA	NA	NA	NA	NA
Survey	NA	NA	NA	NA	NA	NA	NA	NA	NA	NA	NA	NA	NA

Azerbaijan - RotaC



	1997	1998	1999	2000	2001	2002	2003	2004	2005	2006	2007	2008	2009
Estimate	NA	NA	NA	NA	NA	NA	NA	NA	NA	NA	NA	NA	NA
Reported	NA	NA	NA	NA	NA	NA	NA	NA	NA	NA	NA	NA	NA
Official	NA	NA	NA	NA	NA	NA	NA	NA	NA	NA	NA	NA	NA
Administrative	NA	NA	NA	NA	NA	NA	NA	NA	NA	NA	NA	NA	NA
Survey	NA	NA	NA	NA	NA	NA	NA	NA	NA	NA	NA	NA	NA

Azerbaijan - PnV3



	1997	1998	1999	2000	2001	2002	2003	2004	2005	2006	2007	2008	2009
Estimate	NA	NA	NA	NA	NA	NA	NA	NA	NA	NA	NA	NA	NA
Reported	NA	NA	NA	NA	NA	NA	NA	NA	NA	NA	NA	NA	NA
Official	NA	NA	NA	NA	NA	NA	NA	NA	NA	NA	NA	NA	NA
Administrative	NA	NA	NA	NA	NA	NA	NA	NA	NA	NA	NA	NA	NA
Survey	NA	NA	NA	NA	NA	NA	NA	NA	NA	NA	NA	NA	NA

Azerbaijan - survey details

2004 Azerbaijan Demographic and Health Survey 2006

Vaccine	Confirmation method	Coverage	Age cohort	Sample	Cards seen
BCG	C or H <18 months	80	18-29 m	467	72
BCG	Card	68	18-29 m	467	72
BCG	Card or History	82	18-29 m	467	72
BCG	History	14	18-29 m	467	72
DTP1	C or H <18 months	80	18-29 m	467	72
DTP1	Card	71	18-29 m	467	72
DTP1	Card or History	81	18-29 m	467	72
DTP1	History	10	18-29 m	467	72
DTP3	C or H <18 months	65	18-29 m	467	72
DTP3	Card	66	18-29 m	467	72
DTP3	Card or History	71	18-29 m	467	72
DTP3	History	5	18-29 m	467	72
HepB1	Card or History	71	18-29 m	467	72
HepB1	Card	64	18-29 m	467	72
HepB1	History	7	18-29 m	467	72
HepB1	C or H <18 months	71	18-29 m	467	72
HepB3	Card	44	18-29 m	467	72
HepB3	Card or History	46	18-29 m	467	72
HepB3	History	1	18-29 m	467	72
HepB3	C or H <18 months	44	18-29 m	467	72

MCV	History	9	18-29 m	467	72
MCV	C or H <18 months	61	18-29 m	467	72
MCV	Card	58	18-29 m	467	72
MCV	Card or History	67	18-29 m	467	72
Pol1	History	11	18-29 m	467	72
Pol1	Card or History	82	18-29 m	467	72
Pol1	C or H <18 months	81	18-29 m	467	72
Pol1	Card	71	18-29 m	467	72
Pol3	History	4	18-29 m	467	72
Pol3	C or H <18 months	68	18-29 m	467	72
Pol3	Card	68	18-29 m	467	72
Pol3	Card or History	72	18-29 m	467	72

1998 National Immunization Programme Evaluation Azerbaijan, 1999

Vaccine	Confirmation method	Coverage	Age cohort	Sample	Cards seen
BCG	Card or History	95	15-26 m	2145	0
DTP3	Card or History	94	15-26 m	2145	0
MCV	Card or History	88	15-26 m	2145	0
Pol3	Card or History	97	15-26 m	2145	0

Further information and estimates for 1980-1996 are available at:

http://www.childinfo.org/immunization_countryreports.html

http://www.who.int/immunization_monitoring/routine/immunization_coverage/en/index4.html