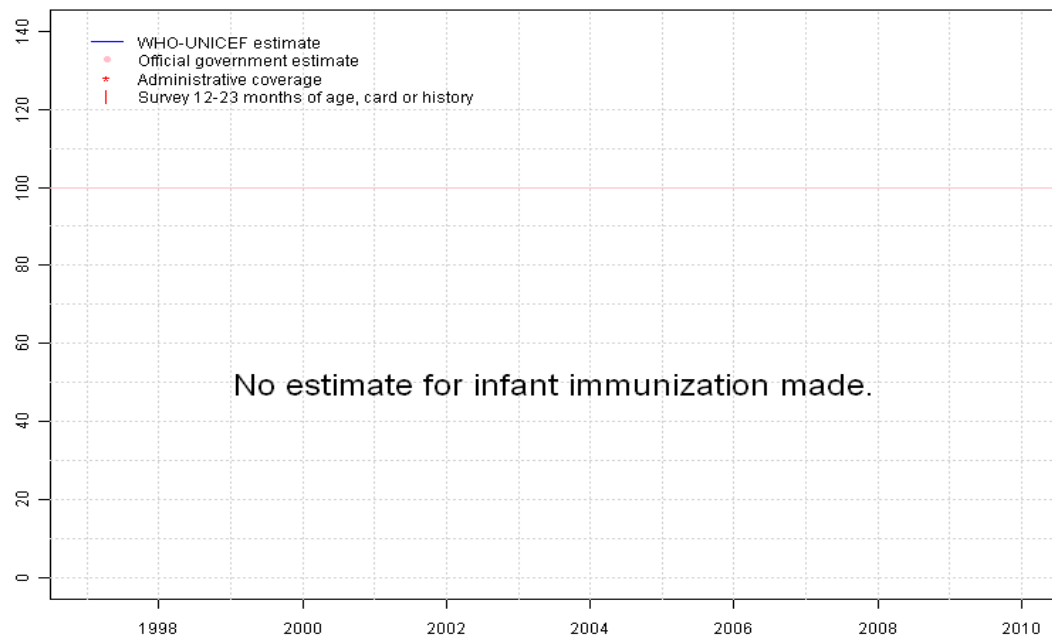


# Australia - BCG

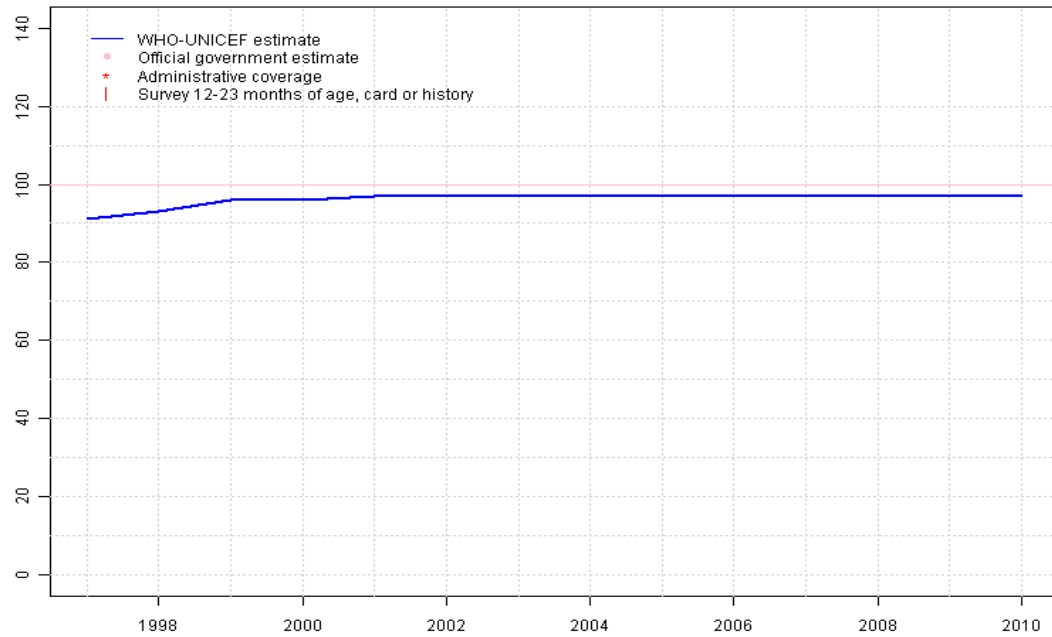
AUS - BCG



	1997	1998	1999	2000	2001	2002	2003	2004	2005	2006	2007	2008	2009	2010
Estimate	NA	NA	NA	NA	NA	NA	NA	NA	NA	NA	NA	NA	NA	NA
Official	NA	NA	NA	NA	NA	NA	NA	NA	NA	NA	NA	NA	NA	NA
Administrative	NA	NA	NA	NA	NA	NA	NA	NA	NA	NA	NA	NA	NA	NA
Survey	NA	NA	NA	NA	NA	NA	NA	NA	NA	NA	NA	NA	NA	NA

# Australia - DTP1

AUS - DTP1



## Description:

1997: Legacy estimate.

1997: No DTP1 data reported. Estimate based on estimated DTP3 coverage.

1998: No DTP1 data reported. Estimate based on estimated DTP3 coverage. Current estimate of 93 percent changed from previous revision value of 94 percent.

1999: No DTP1 data reported. Estimate based on estimated DTP3 coverage.

2000: No DTP1 data reported. Estimate based on estimated DTP3 coverage.

2001: No DTP1 data reported. Estimate based on estimated DTP3 coverage.

2002: No DTP1 data reported. Estimate based on estimated DTP3 coverage.

2003: No DTP1 data reported. Estimate based on estimated DTP3 coverage.

2004: No DTP1 data reported. Estimate based on estimated DTP3 coverage.

2005: No DTP1 data reported. Estimate based on estimated DTP3 coverage. Reported data from 2005 onward based on Medicate Australia, Australian Childhood Immunization Register Coverage Report.

2006: No DTP1 data reported. Estimate based on estimated DTP3 coverage.

2007: No DTP1 data reported. Estimate based on estimated DTP3 coverage.

2008: No DTP1 data reported. Estimate based on estimated DTP3 coverage.

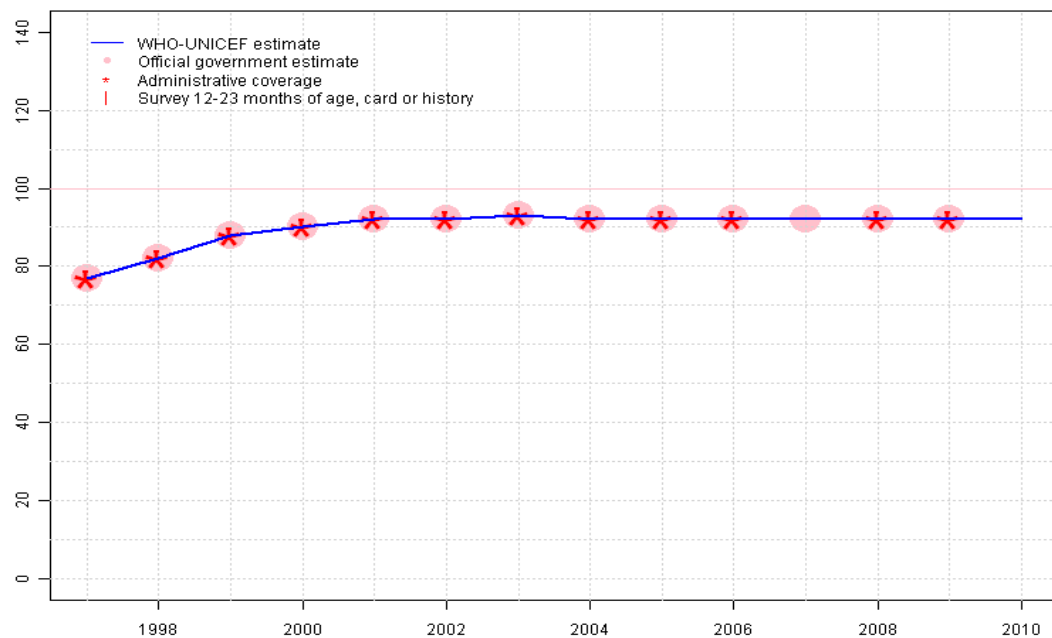
2009: No DTP1 data reported. Estimate based on estimated DTP3 coverage.

2010: Estimate based on extrapolation from 2009 value of 97 percent.

	1997	1998	1999	2000	2001	2002	2003	2004	2005	2006	2007	2008	2009	2010
Estimate	91	93	96	96	97	97	97	97	97	97	97	97	97	97
Official	NA	NA	NA	NA	NA	NA	NA	NA	NA	NA	NA	NA	NA	NA
Administrative	NA	NA	NA	NA	NA	NA	NA	NA	NA	NA	NA	NA	NA	NA
Survey	NA	NA	NA	NA	NA	NA	NA	NA	NA	NA	NA	NA	NA	NA

# Australia - DTP3

AUS - DTP3



## Description:

1997: Legacy estimate.

1998: Estimate based on reported data.

1999: Estimate based on reported data.

2000: Estimate based on reported data.

2001: Estimate based on reported data.

2002: Estimate based on reported data.

2003: Estimate based on reported data.

2004: Estimate based on reported data.

2005: Estimate based on reported data. Reported data from 2005 onward based on Medicate Australia, Australian Childhood Immunization Register Coverage Report.

2006: Estimate based on reported data.

2007: Estimate based on reported data.

2008: Estimate based on reported data.

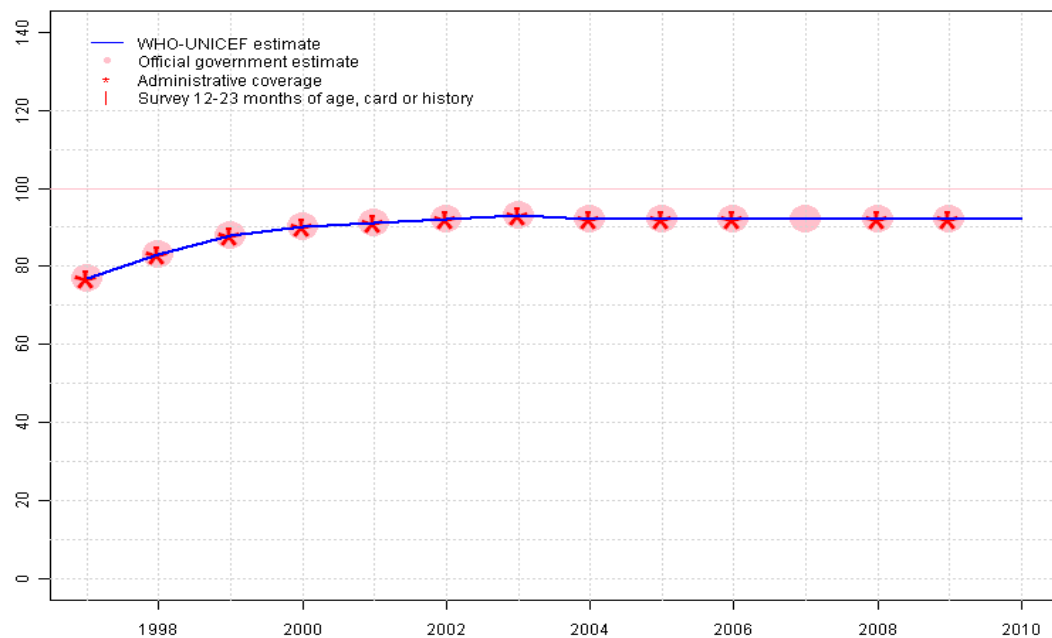
2009: Estimate based on reported data.

2010: Estimate based on extrapolation from 2009 value of 92 percent.

	1997	1998	1999	2000	2001	2002	2003	2004	2005	2006	2007	2008	2009	2010
Estimate	77	82	88	90	92	92	93	92	92	92	92	92	92	92
Official	77	82	88	90	92	92	93	92	92	92	92	92	92	NA
Administrative	77	82	88	90	92	92	93	92	92	92	NA	92	92	NA
Survey	NA	NA	NA	NA	NA	NA	NA	NA	NA	NA	NA	NA	NA	NA

# Australia - Pol3

AUS - Pol3



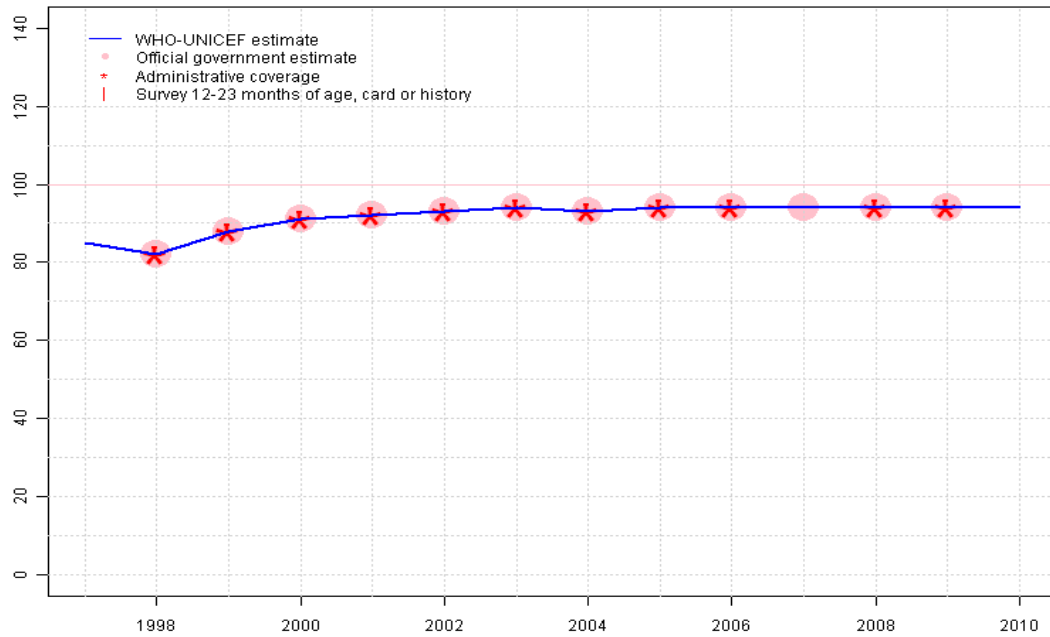
## Description:

- 1997: Legacy estimate.
- 1998: Estimate based on reported data.
- 1999: Estimate based on reported data.
- 2000: Estimate based on reported data.
- 2001: Estimate based on reported data.
- 2002: Estimate based on reported data.
- 2003: Estimate based on reported data.
- 2004: Estimate based on reported data.
- 2005: Estimate based on reported data. Reported data from 2005 onward based on Medicate Australia, Australian Childhood Immunization Register Coverage Report.
- 2006: Estimate based on reported data.
- 2007: Estimate based on reported data.
- 2008: Estimate based on reported data.
- 2009: Estimate based on reported data.
- 2010: Estimate based on extrapolation from 2009 value of 92 percent.

	1997	1998	1999	2000	2001	2002	2003	2004	2005	2006	2007	2008	2009	2010
Estimate	77	83	88	90	91	92	93	92	92	92	92	92	92	92
Official	77	83	88	90	91	92	93	92	92	92	92	92	92	NA
Administrative	77	83	88	90	91	92	93	92	92	92	NA	92	92	NA
Survey	NA	NA	NA	NA	NA	NA	NA	NA	NA	NA	NA	NA	NA	NA

# Australia - MCV

AUS - MCV



## Description:

1997: Legacy estimate.

1998: Estimates based on reported data.

1999: Estimate based on reported data.

2000: Estimate based on reported data.

2001: Estimate based on reported data.

2002: Estimate based on reported data.

2003: Estimate based on reported data.

2004: Estimate based on reported data.

2005: Estimate based on reported data. Reported data from 2005 onward based on Medicate Australia, Australian Childhood Immunization Register Coverage Report.

2006: Estimate based on reported data.

2007: Estimate based on reported data.

2008: Estimate based on reported data.

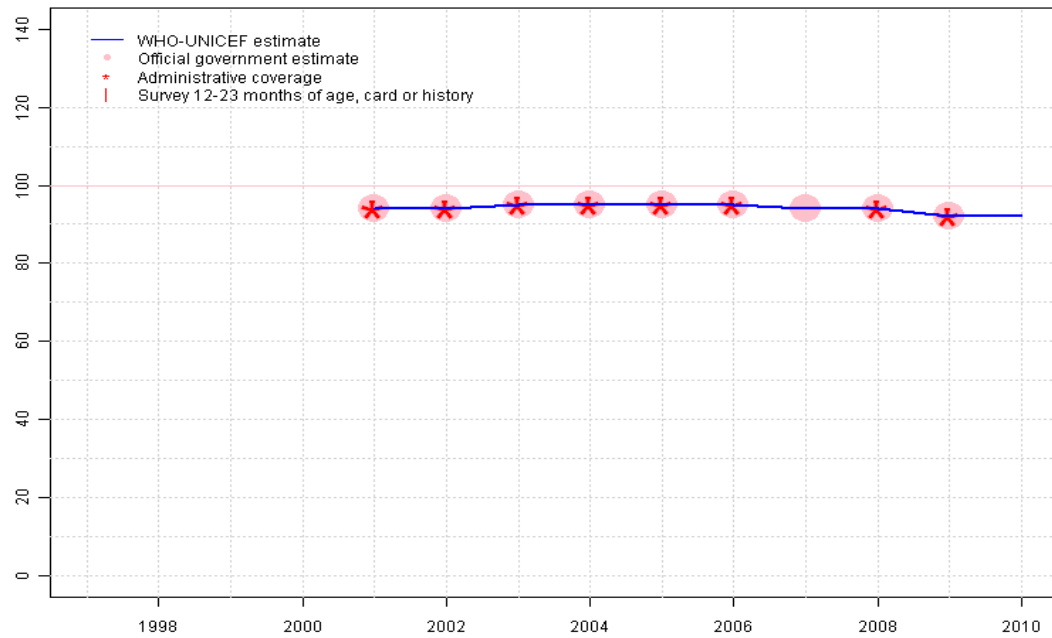
2009: Estimate based on reported data.

2010: Estimate based on extrapolation from 2009 value of 94 percent.

	1997	1998	1999	2000	2001	2002	2003	2004	2005	2006	2007	2008	2009	2010
Estimate	85	82	88	91	92	93	94	93	94	94	94	94	94	94
Official	NA	82	88	91	92	93	94	93	94	94	94	94	94	NA
Administrative	NA	82	88	91	92	93	94	93	94	94	NA	94	94	NA
Survey	NA	NA	NA	NA	NA	NA	NA	NA	NA	NA	NA	NA	NA	NA

# Australia - HepB3

AUS - HepB3



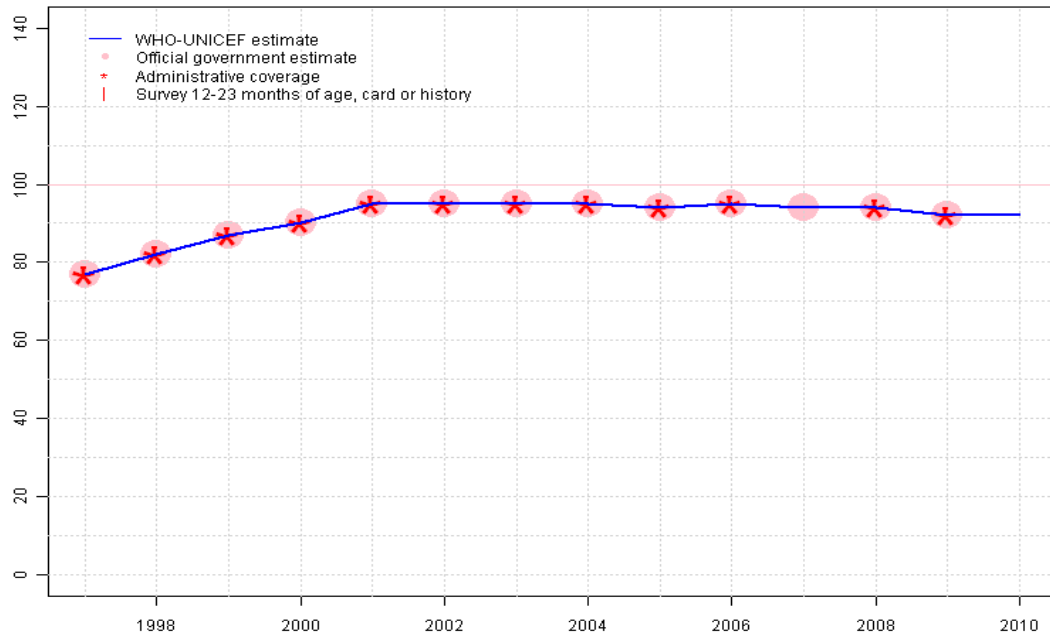
## Description:

- 2001: Estimate based on reported data. HepB introduced in 2000. Reporting started in 2001.
- 2002: Estimate based on reported data.
- 2003: Estimate based on reported data.
- 2004: Estimate based on reported data.
- 2005: Estimate based on reported data. Reported data from 2005 onward based on Medicate Australia, Australian Childhood Immunization Register Coverage Report.
- 2006: Estimate based on reported data.
- 2007: Estimate based on reported data.
- 2008: Estimate based on reported data.
- 2009: Estimate based on reported data.
- 2010: Estimate based on extrapolation from 2009 value of 92 percent.

	1997	1998	1999	2000	2001	2002	2003	2004	2005	2006	2007	2008	2009	2010
Estimate	NA	NA	NA	NA	94	94	95	95	95	95	94	94	92	92
Official	NA	NA	NA	NA	94	94	95	95	95	95	94	94	92	NA
Administrative	NA	NA	NA	NA	94	94	95	95	95	95	NA	94	92	NA
Survey	NA	NA	NA	NA	NA	NA	NA	NA	NA	NA	NA	NA	NA	NA

# Australia - Hib3

AUS - Hib3



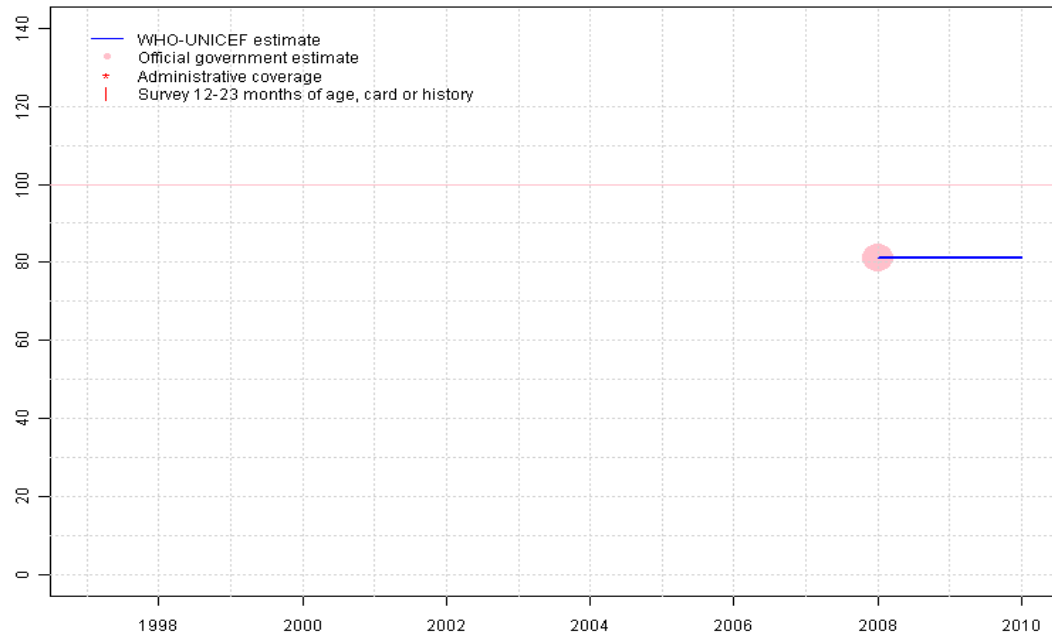
## Description:

- 1997: Legacy estimate. Hib introduced in 1993. Reporting started in 1997.
- 1998: Estimate based on reported data.
- 1999: Estimate based on reported data.
- 2000: Estimate based on reported data.
- 2001: Estimate based on reported data.
- 2002: Estimate based on reported data.
- 2003: Estimate based on reported data.
- 2004: Estimate based on reported data.
- 2005: Estimate based on reported data. Reported data from 2005 onward based on Medicate Australia, Australian Childhood Immunization Register Coverage Report.
- 2006: Estimate based on reported data.
- 2007: Estimate based on reported data.
- 2008: Estimate based on reported data.
- 2009: Estimate based on reported data.
- 2010: Estimate based on extrapolation from 2009 value of 92 percent.

	1997	1998	1999	2000	2001	2002	2003	2004	2005	2006	2007	2008	2009	2010
Estimate	77	82	87	90	95	95	95	95	94	95	94	94	92	92
Official	77	82	87	90	95	95	95	95	94	95	94	94	92	NA
Administrative	77	82	87	90	95	95	95	95	94	95	NA	94	92	NA
Survey	NA	NA	NA	NA	NA	NA	NA	NA	NA	NA	NA	NA	NA	NA

# Australia - RotaC

AUS - RotaC



## Description:

2008: Estimate based on reported data. Rota introduced in 2007 reporting started in 2008

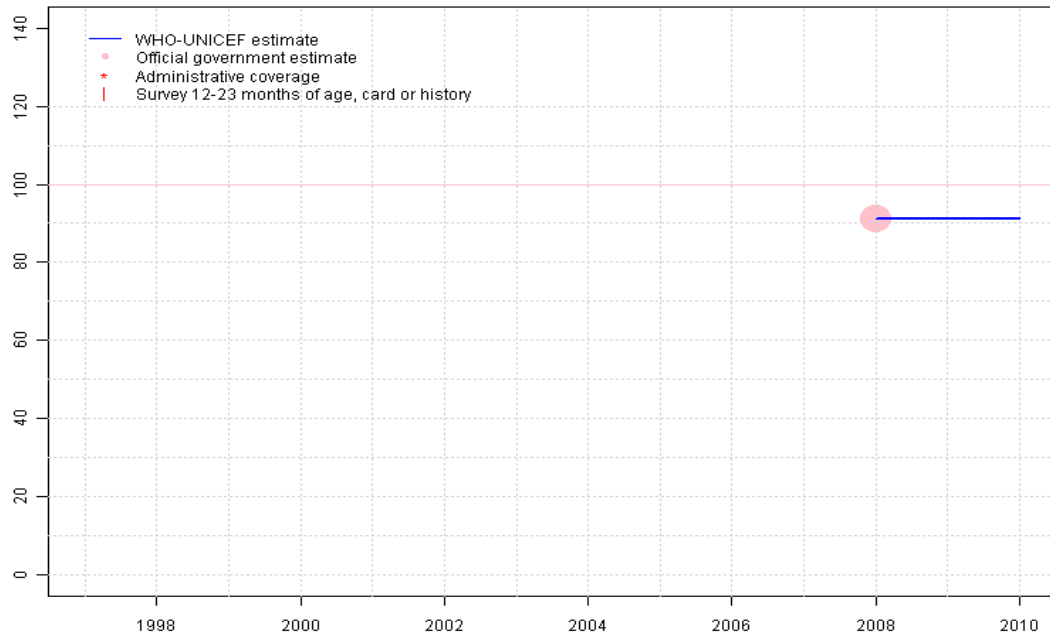
2009: Estimate based on extrapolation from 2008 value of 81 percent.

2010: Estimate based on extrapolation from 2008 value of 81 percent.

	1997	1998	1999	2000	2001	2002	2003	2004	2005	2006	2007	2008	2009	2010
Estimate	NA	NA	NA	NA	NA	NA	NA	NA	NA	NA	NA	81	81	81
Official	NA	NA	NA	NA	NA	NA	NA	NA	NA	NA	NA	81	NA	NA
Administrative	NA	NA	NA	NA	NA	NA	NA	NA	NA	NA	NA	NA	NA	NA
Survey	NA	NA	NA	NA	NA	NA	NA	NA	NA	NA	NA	NA	NA	NA

# Australia - PcV3

AUS - PcV3



## Description:

2008: Estimate based on reported data.

2009: Estimate based on extrapolation from 2008 value of 91 percent.

2010: Estimate based on extrapolation from 2008 value of 91 percent.

	1997	1998	1999	2000	2001	2002	2003	2004	2005	2006	2007	2008	2009	2010
Estimate	NA	NA	NA	NA	NA	NA	NA	NA	NA	NA	NA	91	91	91
Official	NA	NA	NA	NA	NA	NA	NA	NA	NA	NA	NA	91	NA	NA
Administrative	NA	NA	NA	NA	NA	NA	NA	NA	NA	NA	NA	NA	NA	NA
Survey	NA	NA	NA	NA	NA	NA	NA	NA	NA	NA	NA	NA	NA	NA

Further information and estimates for 1980-1996 are available at:

[http://www.childinfo.org/immunization\\_countryreports.html](http://www.childinfo.org/immunization_countryreports.html)

[http://www.who.int/immunization\\_monitoring/routine/immunization\\_coverage/en/index4.html](http://www.who.int/immunization_monitoring/routine/immunization_coverage/en/index4.html)