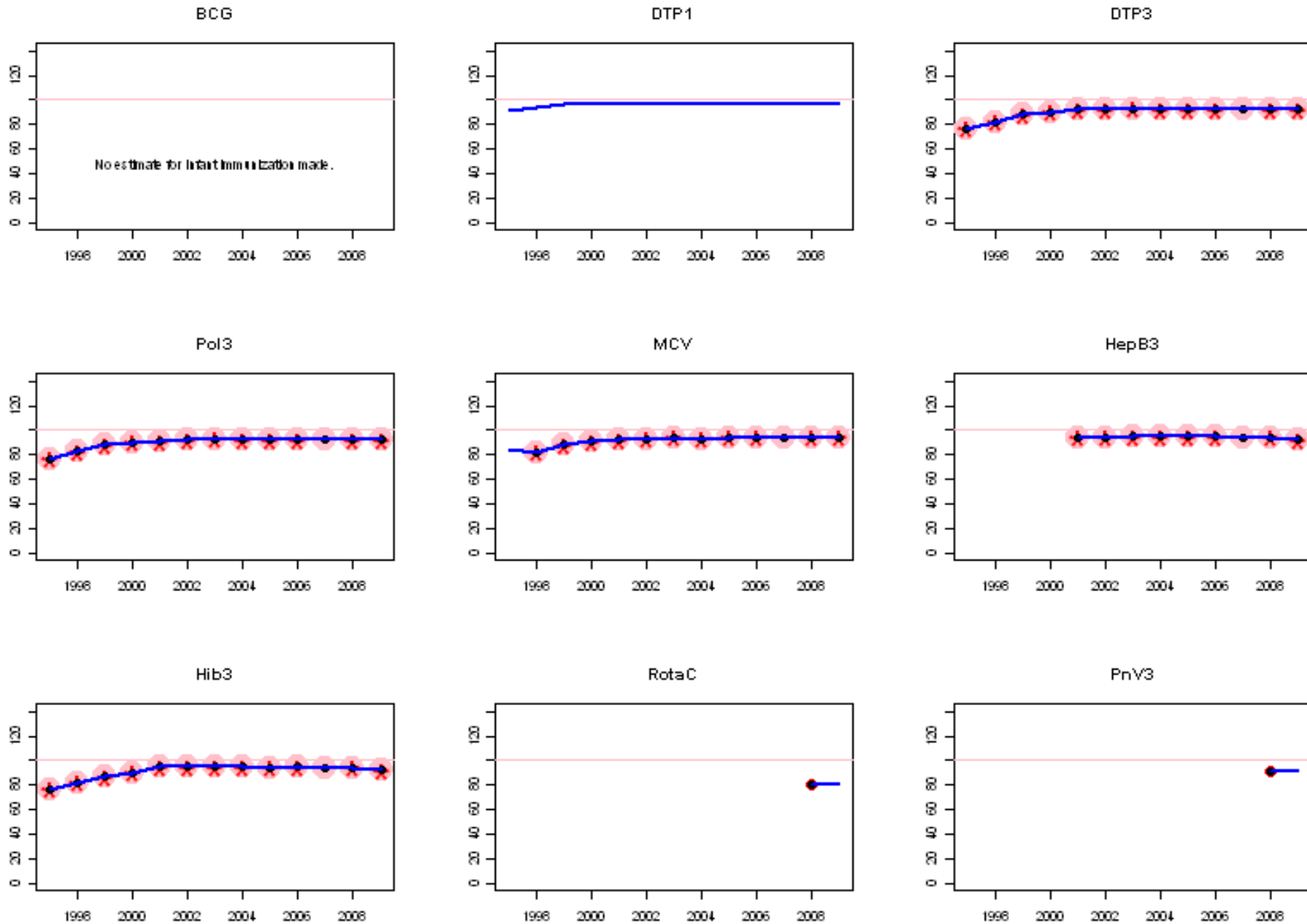
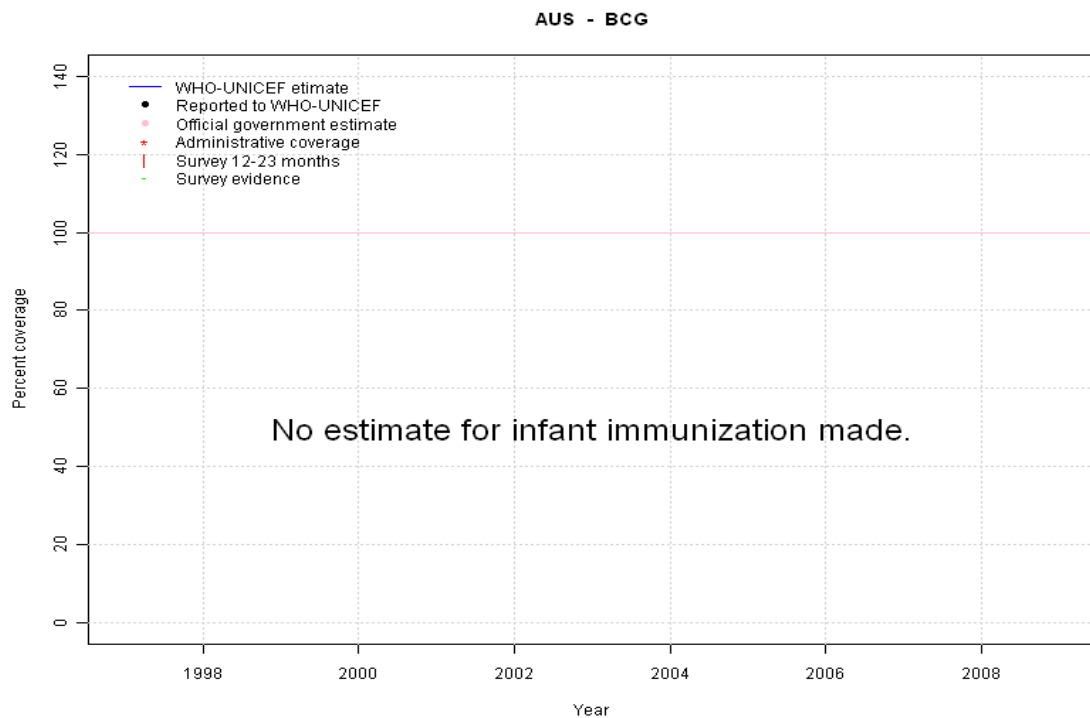


Australia: WHO and UNICEF estimates of immunization coverage, 1997 - 2009



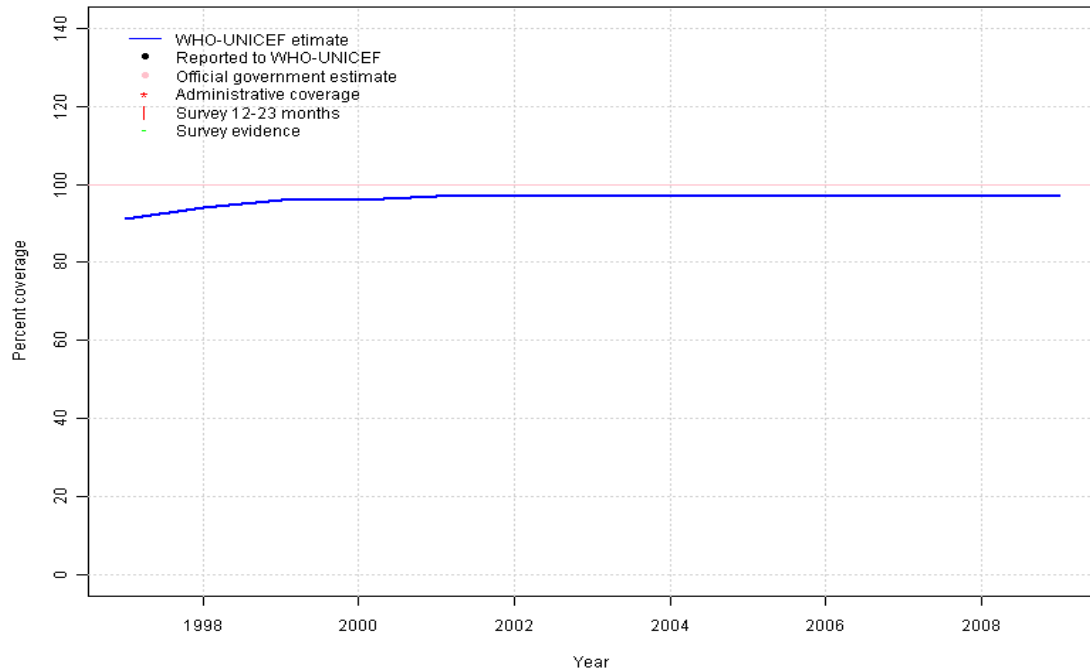
Australia - BCG



	1997	1998	1999	2000	2001	2002	2003	2004	2005	2006	2007	2008	2009
Estimate	NA	NA	NA	NA	NA	NA	NA	NA	NA	NA	NA	NA	NA
Reported	NA	NA	NA	NA	NA	NA	NA	NA	NA	NA	NA	NA	NA
Official	NA	NA	NA	NA	NA	NA	NA	NA	NA	NA	NA	NA	NA
Administrative	NA	NA	NA	NA	NA	NA	NA	NA	NA	NA	NA	NA	NA
Survey	NA	NA	NA	NA	NA	NA	NA	NA	NA	NA	NA	NA	NA

Australia - DTP1

AUS - DTP1



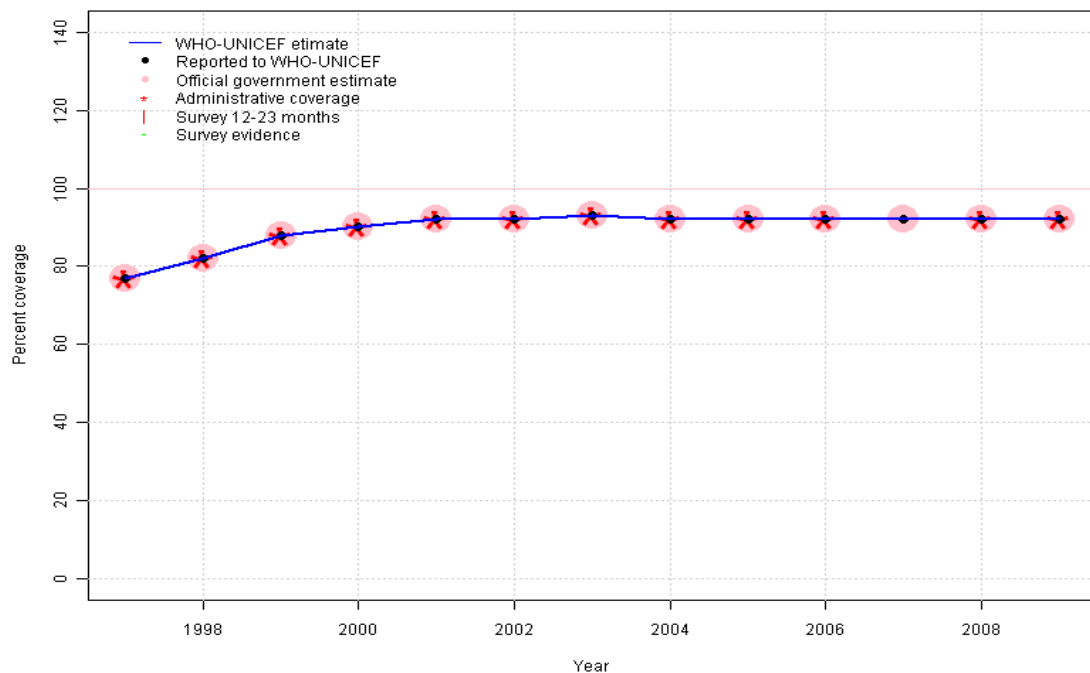
	1997	1998	1999	2000	2001	2002	2003	2004	2005	2006	2007	2008	2009
Estimate	91	94	96	96	97	97	97	97	97	97	97	97	97
Reported	NA	NA	NA	NA	NA	NA	NA	NA	NA	NA	NA	NA	NA
Official	NA	NA	NA	NA	NA	NA	NA	NA	NA	NA	NA	NA	NA
Administrative	NA	NA	NA	NA	NA	NA	NA	NA	NA	NA	NA	NA	NA
Survey	NA	NA	NA	NA	NA	NA	NA	NA	NA	NA	NA	NA	NA

Description:

- 1997: No DTP1 data available for any year; estimate based on the relationship between DTP1 and DTP3 from 282 surveys.
- 1998: No DTP1 data available for any year; estimate based on the relationship between DTP1 and DTP3 from 282 surveys.
- 1999: No DTP1 data available for any year; estimate based on the relationship between DTP1 and DTP3 from 282 surveys.
- 2000: No DTP1 data available for any year; estimate based on the relationship between DTP1 and DTP3 from 282 surveys.
- 2001: No DTP1 data available for any year; estimate based on the relationship between DTP1 and DTP3 from 282 surveys.
- 2002: No DTP1 data available for any year; estimate based on the relationship between DTP1 and DTP3 from 282 surveys.
- 2003: No DTP1 data available for any year; estimate based on the relationship between DTP1 and DTP3 from 282 surveys.
- 2004: No DTP1 data available for any year; estimate based on the relationship between DTP1 and DTP3 from 282 surveys.
- 2005: No DTP1 data available for any year; estimate based on the relationship between DTP1 and DTP3 from 282 surveys. Reported data from 2005 onward based on Medicate Australia, Australian Childhood Immunization Register Coverage Report.
- 2006: No DTP1 data available for any year; estimate based on the relationship between DTP1 and DTP3 from 282 surveys.
- 2007: No DTP1 data available for any year; estimate based on the relationship between DTP1 and DTP3 from 282 surveys.
- 2008: No DTP1 data available for any year; estimate based on the relationship between DTP1 and DTP3 from 282 surveys.
- 2009: No DTP1 data available for any year; estimate based on the relationship between DTP1 and DTP3 from 282 surveys.

Australia - DTP3

AUS - DTP3



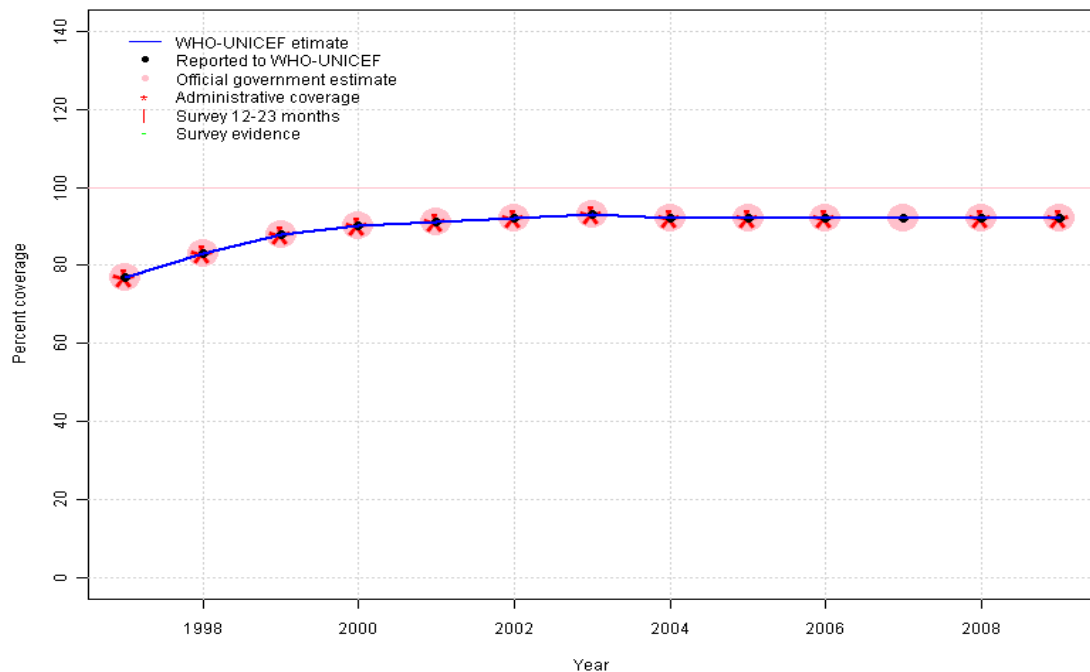
Description:

- 1997: Legacy estimate.
- 1998: Estimate based on reported data.
- 1999: Estimate based on reported data.
- 2000: Estimate based on reported data.
- 2001: Estimate based on reported data.
- 2002: Estimate based on reported data.
- 2003: Estimate based on reported data.
- 2004: Estimate based on reported data.
- 2005: Estimate based on reported data. Reported data from 2005 onward based on Medicate Australia, Australian Childhood Immunization Register Coverage Report.
- 2006: Estimate based on reported data.
- 2007: Estimate based on reported data.
- 2008: Estimate based on reported data.
- 2009: Estimate based on reported data.

	1997	1998	1999	2000	2001	2002	2003	2004	2005	2006	2007	2008	2009
Estimate	77	82	88	90	92	92	93	92	92	92	92	92	92
Reported	77	82	88	90	92	92	93	92	92	92	92	92	92
Official	77	82	88	90	92	92	93	92	92	92	92	92	92
Administrative	77	82	88	90	92	92	93	92	92	92	NA	92	92
Survey	NA	NA	NA	NA	NA	NA	NA	NA	NA	NA	NA	NA	NA

Australia - Pol3

AUS - Pol3



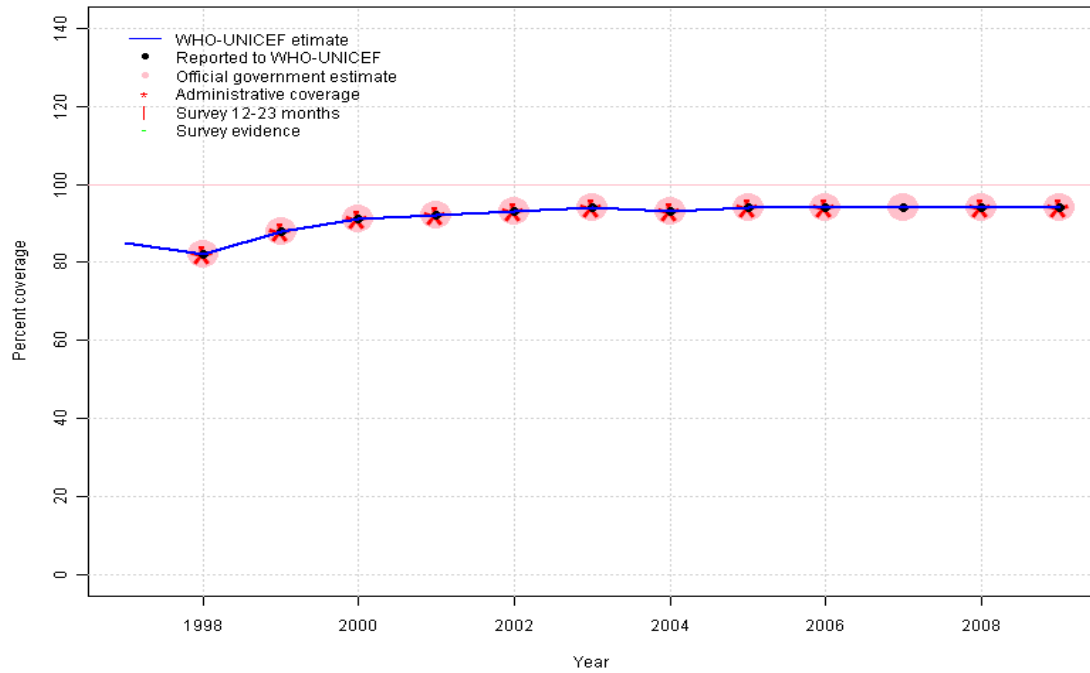
Description:

- 1997: Legacy estimate.
- 1998: Estimate based on reported data.
- 1999: Estimate based on reported data.
- 2000: Estimate based on reported data.
- 2001: Estimate based on reported data.
- 2002: Estimate based on reported data.
- 2003: Estimate based on reported data.
- 2004: Estimate based on reported data.
- 2005: Estimate based on reported data. Reported data from 2005 onward based on Medicate Australia, Australian Childhood Immunization Register Coverage Report.
- 2006: Estimate based on reported data.
- 2007: Estimate based on reported data.
- 2008: Estimate based on reported data.
- 2009: Estimate based on reported data.

	1997	1998	1999	2000	2001	2002	2003	2004	2005	2006	2007	2008	2009
Estimate	77	83	88	90	91	92	93	92	92	92	92	92	92
Reported	77	83	88	90	91	92	93	92	92	92	92	92	92
Official	77	83	88	90	91	92	93	92	92	92	92	92	92
Administrative	77	83	88	90	91	92	93	92	92	92	NA	92	92
Survey	NA	NA	NA	NA	NA	NA	NA	NA	NA	NA	NA	NA	NA

Australia - MCV

AUS - MCV



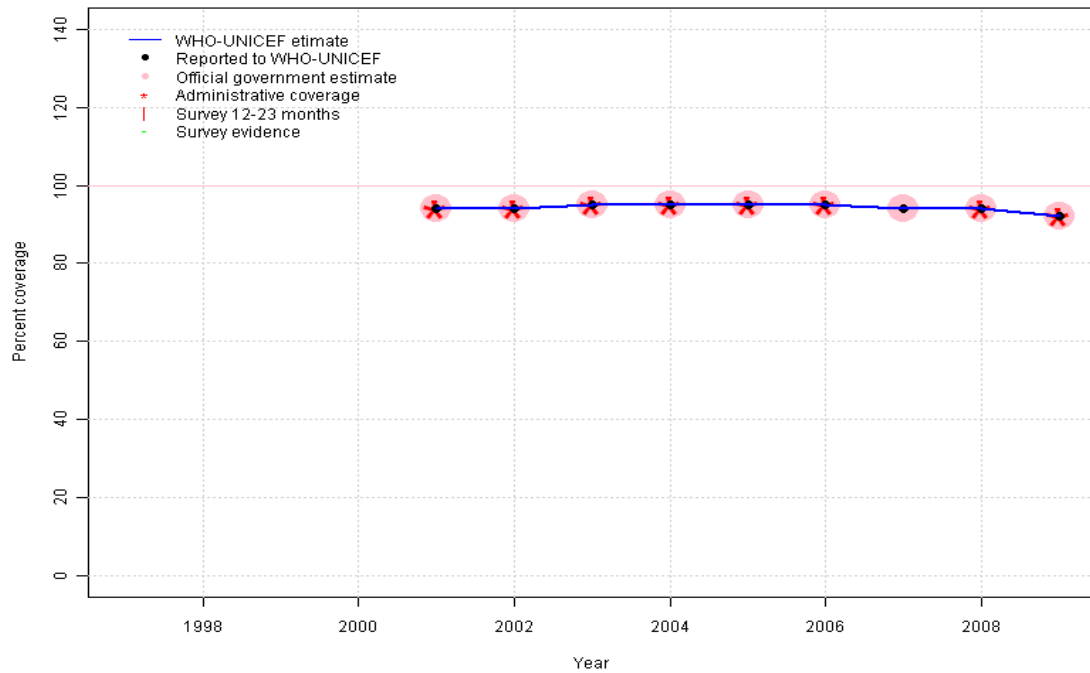
Description:

- 1997: Legacy estimate.
- 1998: Estimates based on reported data.
- 1999: Estimate based on reported data.
- 2000: Estimate based on reported data.
- 2001: Estimate based on reported data.
- 2002: Estimate based on reported data.
- 2003: Estimate based on reported data.
- 2004: Estimate based on reported data.
- 2005: Estimate based on reported data. Reported data from 2005 onward based on Medicate Australia, Australian Childhood Immunization Register Coverage Report.
- 2006: Estimate based on reported data.
- 2007: Estimate based on reported data.
- 2008: Estimate based on reported data.
- 2009: Estimate based on reported data.

	1997	1998	1999	2000	2001	2002	2003	2004	2005	2006	2007	2008	2009
Estimate	85	82	88	91	92	93	94	93	94	94	94	94	94
Reported	NA	82	88	91	92	93	94	93	94	94	94	94	94
Official	NA	82	88	91	92	93	94	93	94	94	94	94	94
Administrative	NA	82	88	91	92	93	94	93	94	94	NA	94	94
Survey	NA	NA	NA	NA	NA	NA	NA	NA	NA	NA	NA	NA	NA

Australia - HepB3

AUS - HepB3



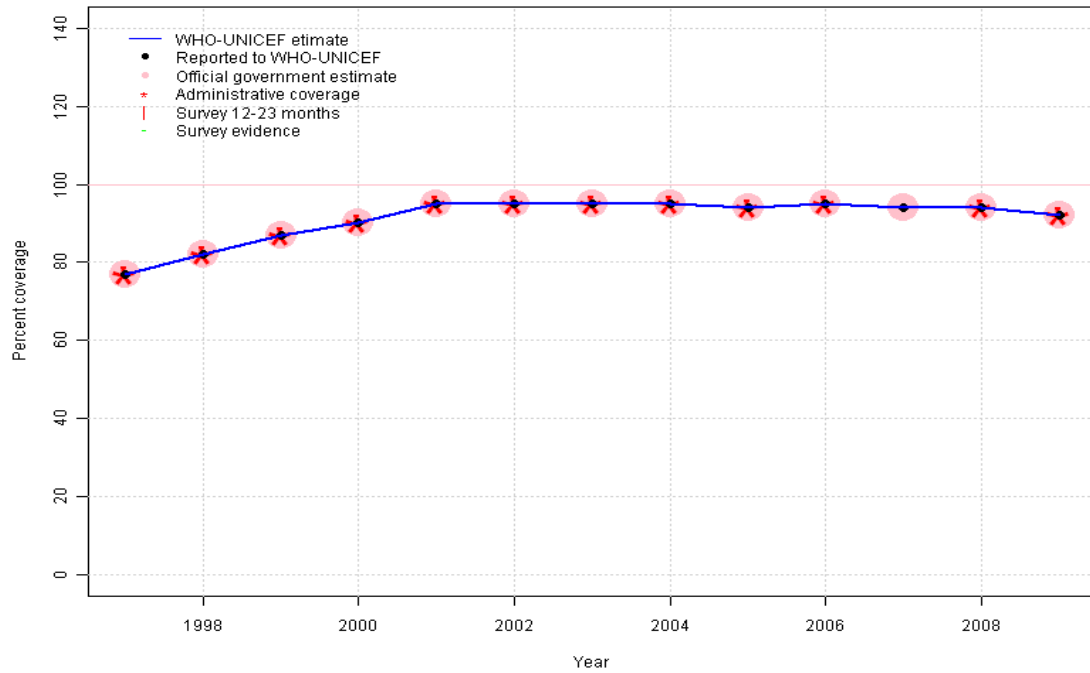
Description:

- 2001: Estimate based on reported data. HepB introduced in 2000. Reporting started in 2001.
- 2002: Estimate based on reported data.
- 2003: Estimate based on reported data.
- 2004: Estimate based on reported data.
- 2005: Estimate based on reported data. Reported data from 2005 onward based on Medicare Australia, Australian Childhood Immunization Register Coverage Report.
- 2006: Estimate based on reported data.
- 2007: Estimate based on reported data.
- 2008: Estimate based on reported data.
- 2009: Estimate based on reported data.

	1997	1998	1999	2000	2001	2002	2003	2004	2005	2006	2007	2008	2009
Estimate	NA	NA	NA	NA	94	94	95	95	95	95	94	94	92
Reported	NA	NA	NA	NA	94	94	95	95	95	95	94	94	92
Official	NA	NA	NA	NA	94	94	95	95	95	95	94	94	92
Administrative	NA	NA	NA	NA	94	94	95	95	95	95	NA	94	92
Survey	NA	NA	NA	NA	NA	NA	NA	NA	NA	NA	NA	NA	NA

Australia - Hib3

AUS - Hib3



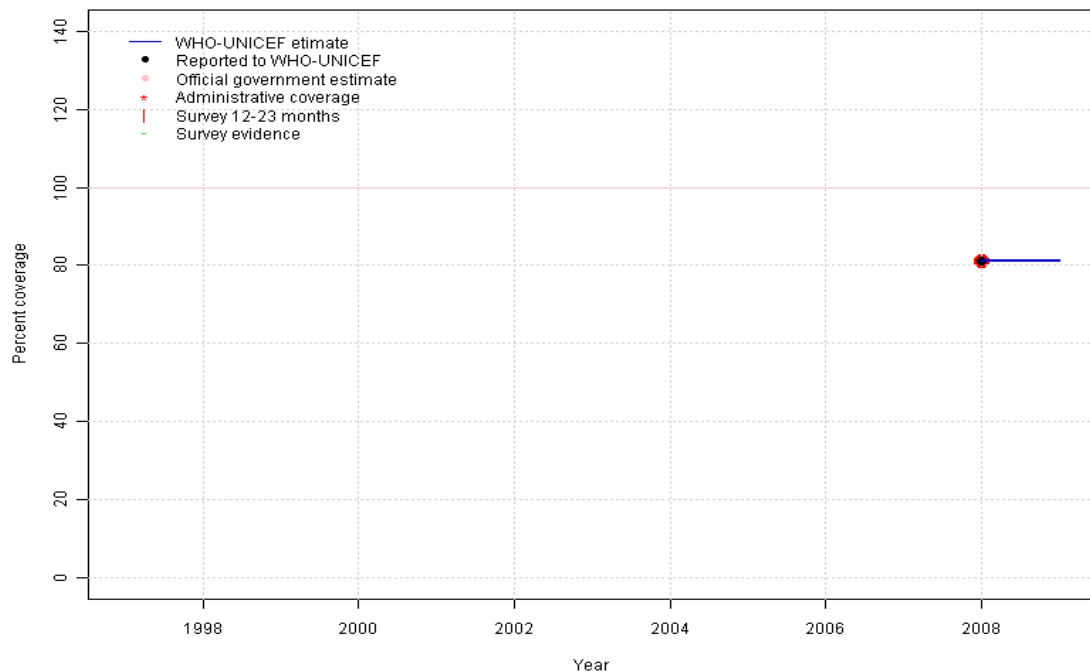
Description:

- 1997: Legacy estimate. Hib introduced in 1993. Reporting started in 1997.
- 1998: Estimate based on reported data.
- 1999: Estimate based on reported data.
- 2000: Estimate based on reported data.
- 2001: Estimate based on reported data.
- 2002: Estimate based on reported data.
- 2003: Estimate based on reported data.
- 2004: Estimate based on reported data.
- 2005: Estimate based on reported data. Reported data from 2005 onward based on Medicate Australia, Australian Childhood Immunization Register Coverage Report.
- 2006: Estimate based on reported data.
- 2007: Estimate based on reported data.
- 2008: Estimate based on reported data.
- 2009: Estimate based on reported data.

	1997	1998	1999	2000	2001	2002	2003	2004	2005	2006	2007	2008	2009
Estimate	77	82	87	90	95	95	95	95	94	95	94	94	92
Reported	77	82	87	90	95	95	95	95	94	95	94	94	92
Official	77	82	87	90	95	95	95	95	94	95	94	94	92
Administrative	77	82	87	90	95	95	95	95	94	95	NA	94	92
Survey	NA	NA	NA	NA	NA	NA	NA	NA	NA	NA	NA	NA	NA

Australia - RotaC

AUS - RotaC



Description:

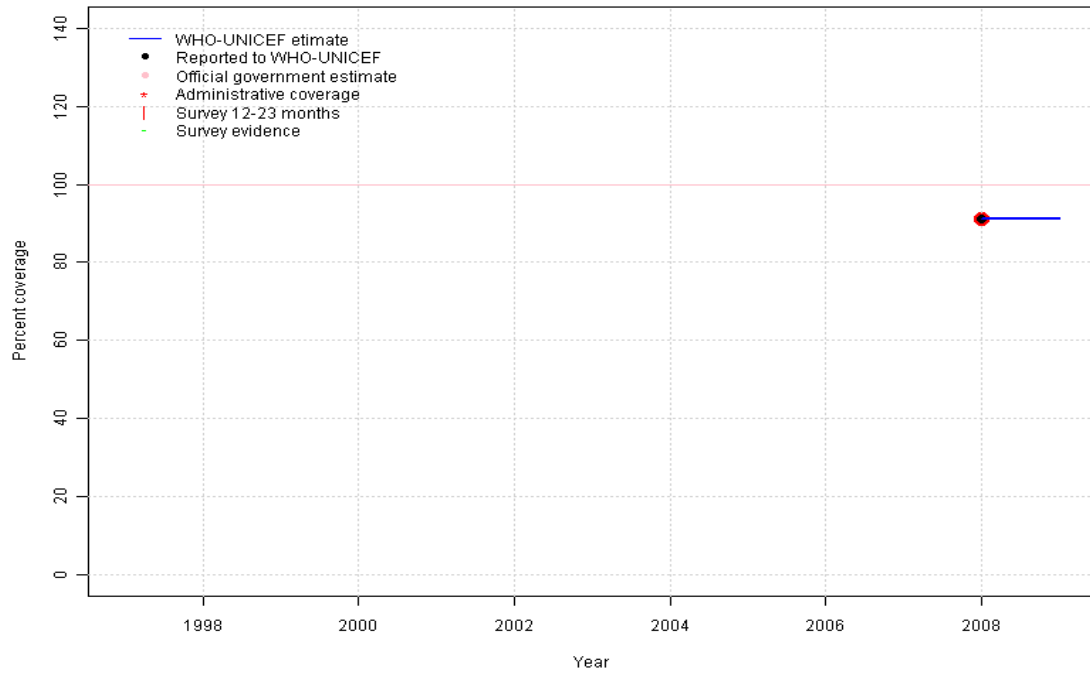
2008: Estimate based on reported data. Rota introduced in 2007 reporting started in 2008

2009: Estimate based on reported data. Missing or ignored reported value estimated by extrapolation from 2008 reported value of 81 percent.

	1997	1998	1999	2000	2001	2002	2003	2004	2005	2006	2007	2008	2009
Estimate	NA	NA	NA	NA	NA	NA	NA	NA	NA	NA	NA	81	81
Reported	NA	NA	NA	NA	NA	NA	NA	NA	NA	NA	NA	81	NA
Official	NA	NA	NA	NA	NA	NA	NA	NA	NA	NA	NA	NA	NA
Administrative	NA	NA	NA	NA	NA	NA	NA	NA	NA	NA	NA	NA	NA
Survey	NA	NA	NA	NA	NA	NA	NA	NA	NA	NA	NA	NA	NA

Australia - PnV3

AUS - PnV3



Description:

2008: Estimate based on reported data. PCV introduced in 2005 reporting started in 2008

2009: Estimate based on reported data. Missing or ignored reported value estimated by extrapolation from 2008 reported value of 91 percent. PCV introduced in 2005 reporting started in 2009

	1997	1998	1999	2000	2001	2002	2003	2004	2005	2006	2007	2008	2009
Estimate	NA	NA	NA	NA	NA	NA	NA	NA	NA	NA	NA	91	91
Reported	NA	NA	NA	NA	NA	NA	NA	NA	NA	NA	NA	91	NA
Official	NA	NA	NA	NA	NA	NA	NA	NA	NA	NA	NA	NA	NA
Administrative	NA	NA	NA	NA	NA	NA	NA	NA	NA	NA	NA	NA	NA
Survey	NA	NA	NA	NA	NA	NA	NA	NA	NA	NA	NA	NA	NA

Further information and estimates for 1980-1996 are available at:

http://www.childinfo.org/immunization_countryreports.html

http://www.who.int/immunization_monitoring/routine/immunization_coverage/en/index4.html