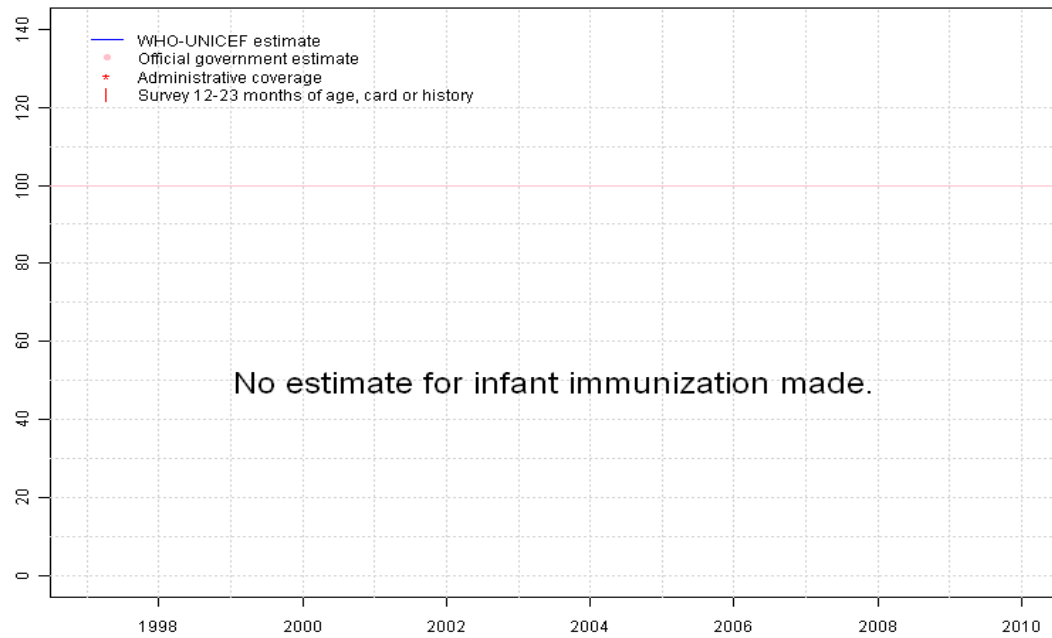


# Antigua and Barbuda - BCG

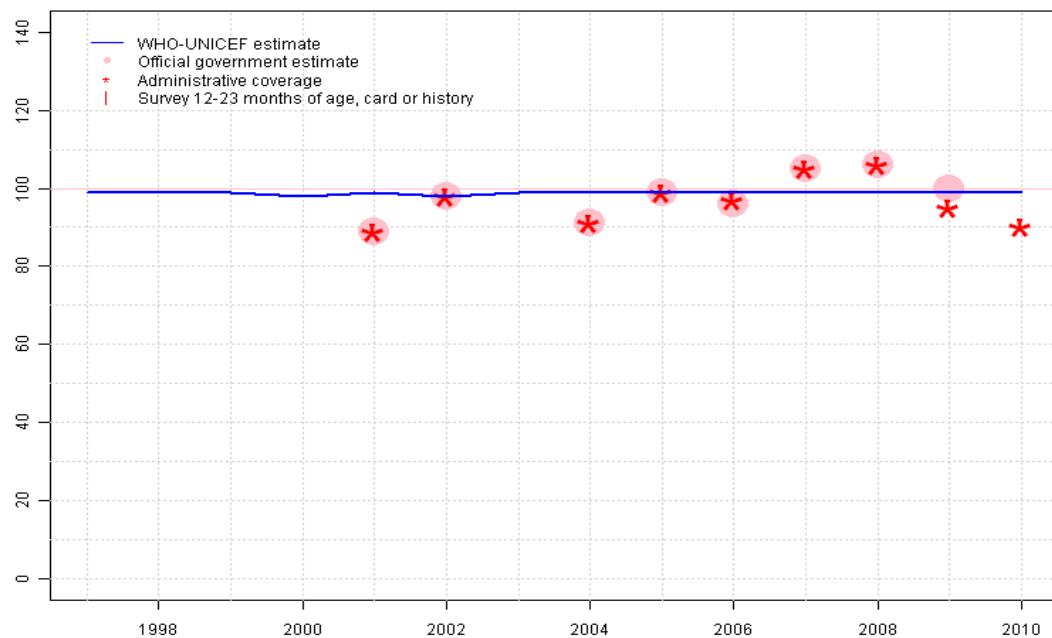
ATG - BCG



	1997	1998	1999	2000	2001	2002	2003	2004	2005	2006	2007	2008	2009	2010
Estimate	NA	NA	NA	NA	NA	NA	NA	NA	NA	NA	NA	NA	NA	NA
Official	NA	NA	NA	NA	NA	NA	NA	NA	NA	NA	NA	NA	NA	NA
Administrative	NA	NA	NA	NA	NA	NA	NA	NA	NA	NA	NA	NA	NA	NA
Survey	NA	NA	NA	NA	NA	NA	NA	NA	NA	NA	NA	NA	NA	NA

# Antigua and Barbuda - DTP1

ATG - DTP1



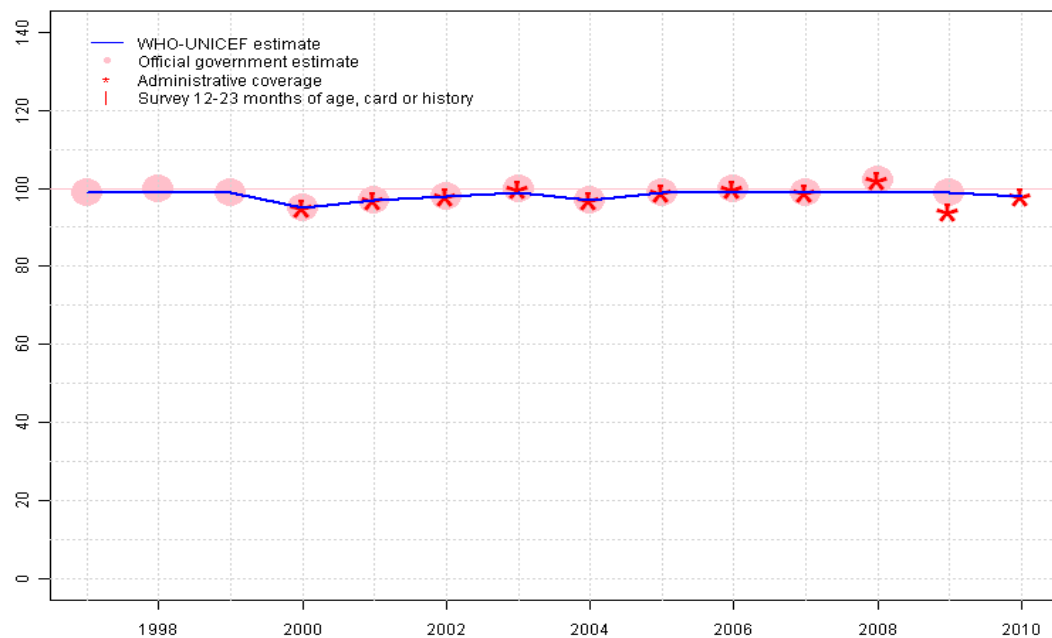
## Description:

- 1997: Legacy estimate.
- 1998: No accepted DTP1 data. Estimate based on DTP3 coverage of 100.
- 1999: No accepted DTP1 data. Estimate based on DTP3 coverage of 99.
- 2000: No accepted DTP1 data. Estimate based on DTP3 coverage of 95. Current estimate of 98 percent changed from previous revision value of 99 percent.
- 2001: DTP1 coverage estimated based on DTP3 coverage of 97.
- 2002: Estimate based reported data. Current estimate of 98 percent changed from previous revision value of 99 percent.
- 2003: No accepted DTP1 data. Estimate based on DTP3 coverage of 100.
- 2004: DTP1 coverage estimated based on DTP3 coverage of 97.
- 2005: Estimate based on reported data.
- 2006: DTP1 coverage estimated based on DTP3 coverage of 100.
- 2007: No accepted DTP1 data. Estimate based on DTP3 coverage of 99. Reported data of 105 percent greater than 100 percent.
- 2008: Estimate based on interpolation between 2007 and 2009. Reported data of 106 percent greater than 100 percent.
- 2009: Estimate based on reported data.
- 2010: DTP1 coverage estimated based on DTP3 coverage of 98.

	1997	1998	1999	2000	2001	2002	2003	2004	2005	2006	2007	2008	2009	2010
Estimate	99	99	99	98	99	98	99	99	99	99	99	99	99	99
Official	NA	NA	NA	NA	89	98	NA	91	99	96	105	106	100	NA
Administrative	NA	NA	NA	NA	89	98	NA	91	99	97	105	106	95	90
Survey	NA	NA	NA	NA	NA	NA	NA	NA	NA	NA	NA	NA	NA	NA

# Antigua and Barbuda - DTP3

ATG - DTP3



## Description:

1997: Legacy estimate.

1998: Estimate based on reported data.

1999: Estimate based on reported data.

2000: Estimate based on reported data.

2001: Estimate based on reported data.

2002: Estimate based on reported data.

2003: Estimate based on reported data.

2004: Estimate based on reported data.

2005: Estimate based on reported data.

2006: Estimate based on reported data.

2007: Estimate based on reported data.

2008: Estimate based on interpolation between 2007 and 2009. Reported data of 102 percent greater than 100 percent.

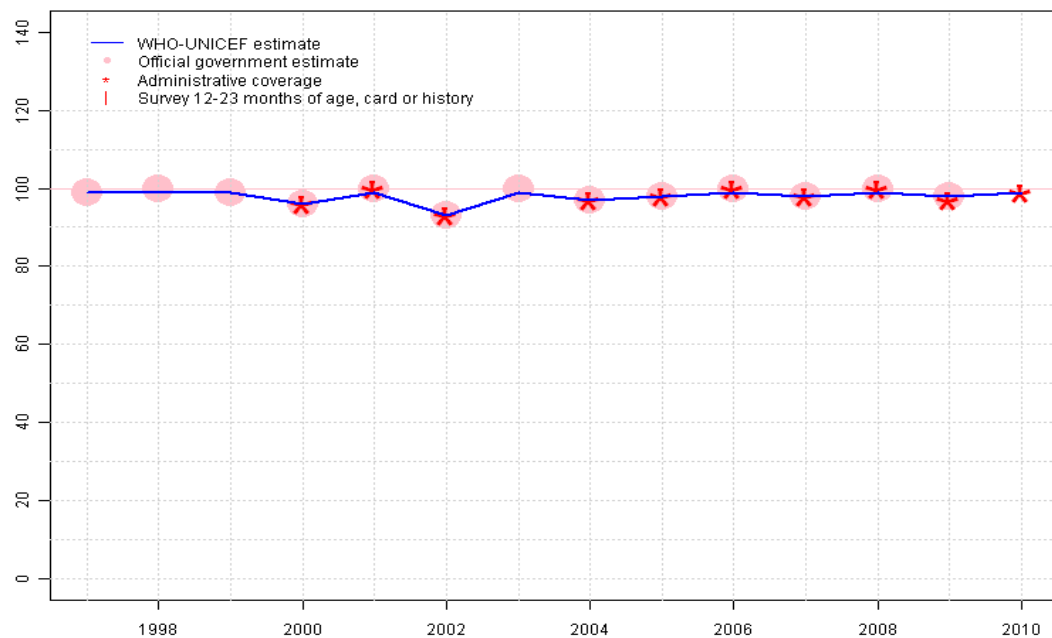
2009: Estimate based on reported data.

2010: Estimate based on reported data.

	1997	1998	1999	2000	2001	2002	2003	2004	2005	2006	2007	2008	2009	2010
Estimate	99	99	99	95	97	98	99	97	99	99	99	99	99	98
Official	99	100	99	95	97	98	100	97	99	100	99	102	99	NA
Administrative	NA	NA	NA	95	97	98	100	97	99	100	99	102	94	98
Survey	NA	NA	NA	NA	NA	NA	NA	NA	NA	NA	NA	NA	NA	NA

# Antigua and Barbuda - Pol3

ATG - Pol3



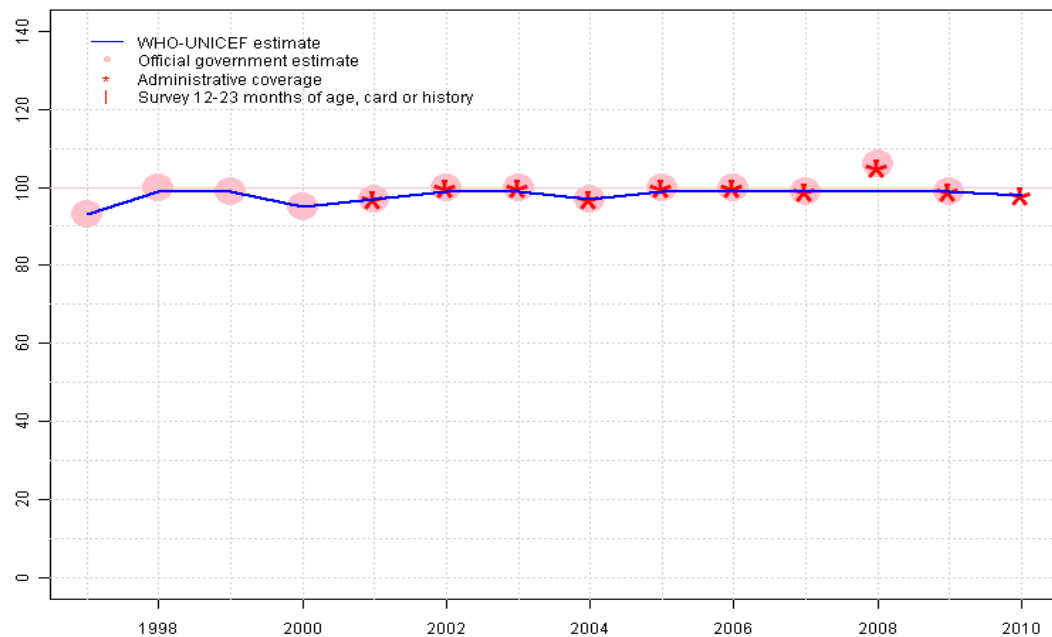
## Description:

1997: Legacy estimate.  
 1998: Estimate based on reported data.  
 1999: Estimate based on reported data.  
 2000: Estimate based on reported data.  
 2001: Estimate based on reported data.  
 2002: Estimate based on reported data.  
 2003: Estimate based on reported data.  
 2004: Estimate based on reported data.  
 2005: Estimate based on reported data.  
 2006: Estimate based on reported data.  
 2007: Estimate based on reported data.  
 2008: Estimate based on reported data.  
 2009: Estimate based on reported data.  
 2010: Estimate based on reported data.

	1997	1998	1999	2000	2001	2002	2003	2004	2005	2006	2007	2008	2009	2010
Estimate	99	99	99	96	99	93	99	97	98	99	98	99	98	99
Official	99	100	99	96	100	93	100	97	98	100	98	100	98	NA
Administrative	NA	NA	NA	96	100	93	NA	97	98	100	98	100	97	99
Survey	NA	NA	NA	NA	NA	NA	NA	NA	NA	NA	NA	NA	NA	NA

# Antigua and Barbuda - MCV

ATG - MCV



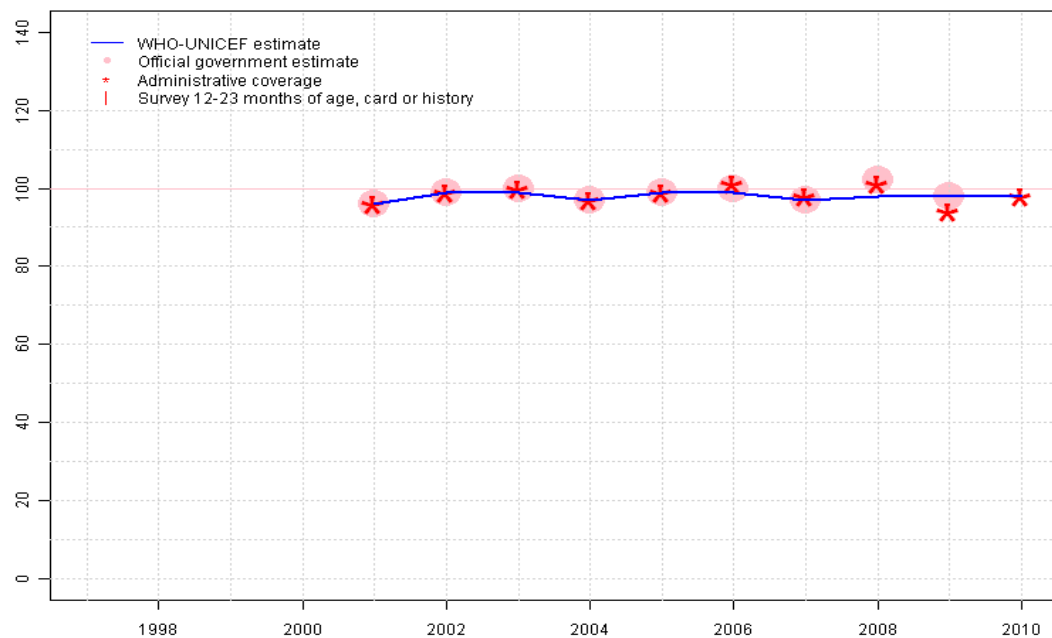
## Description:

- 1997: Legacy estimate.
- 1998: Estimate based on reported data.
- 1999: Estimate based on reported data.
- 2000: Estimate based on reported data.
- 2001: Estimate based on reported data.
- 2002: Estimate based on reported data.
- 2003: Estimate based on reported data.
- 2004: Estimate based on reported data.
- 2005: Estimate based on reported data.
- 2006: Estimate based on reported data.
- 2007: Estimate based on reported data.
- 2008: Estimate based on interpolation between 2007 and 2009. Reported data of 106 percent greater than 100 percent.
- 2009: Estimate based on reported data.
- 2010: Estimate based on reported data.

	1997	1998	1999	2000	2001	2002	2003	2004	2005	2006	2007	2008	2009	2010
Estimate	93	99	99	95	97	99	99	97	99	99	99	99	99	98
Official	93	100	99	95	97	100	100	97	100	100	99	106	99	NA
Administrative	NA	NA	NA	NA	97	100	100	97	100	100	99	105	99	98
Survey	NA	NA	NA	NA	NA	NA	NA	NA	NA	NA	NA	NA	NA	NA

# Antigua and Barbuda - HepB3

ATG - HepB3



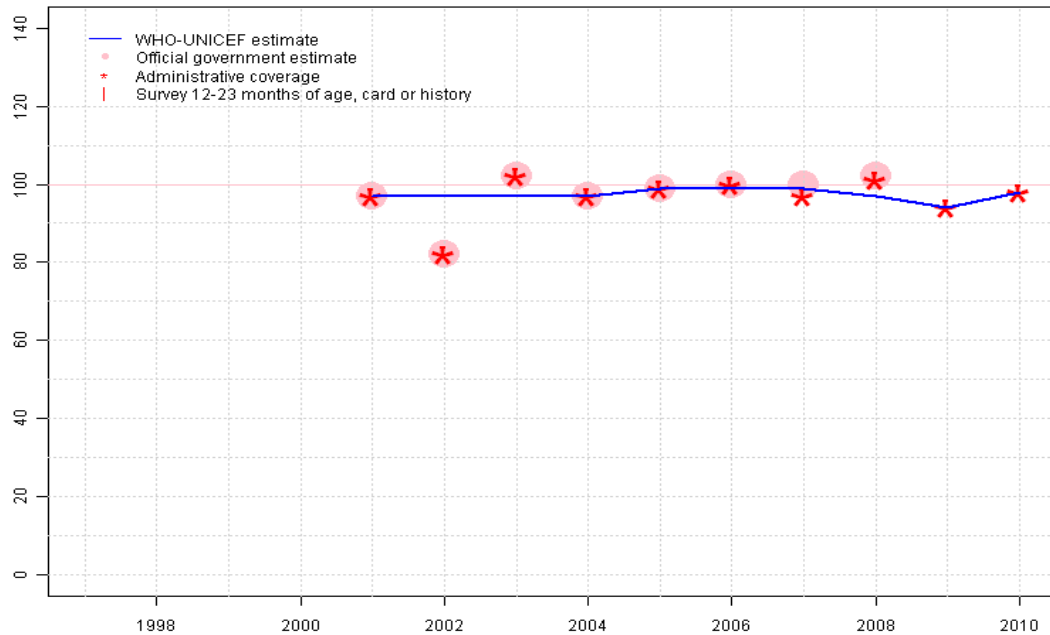
## Description:

- 2001: Estimate based on reported data. HepB introduced in 1999. Reporting started in 2001.
- 2002: Estimate based on reported data.
- 2003: Estimate based on reported data.
- 2004: Estimate based on reported data.
- 2005: Estimate based on reported data.
- 2006: Estimate based on reported data.
- 2007: Estimate based on reported data.
- 2008: Estimate based on interpolation between 2007 and 2009. Reported data of 102 percent greater than 100 percent.
- 2009: Estimate based on reported data.
- 2010: Estimate based on reported data.

	1997	1998	1999	2000	2001	2002	2003	2004	2005	2006	2007	2008	2009	2010
Estimate	NA	NA	NA	NA	96	99	99	97	99	99	97	98	98	98
Official	NA	NA	NA	NA	96	99	100	97	99	100	97	102	98	NA
Administrative	NA	NA	NA	NA	96	99	100	97	99	101	98	101	94	98
Survey	NA	NA	NA	NA	NA	NA	NA	NA	NA	NA	NA	NA	NA	NA

# Antigua and Barbuda - Hib3

ATG - Hib3

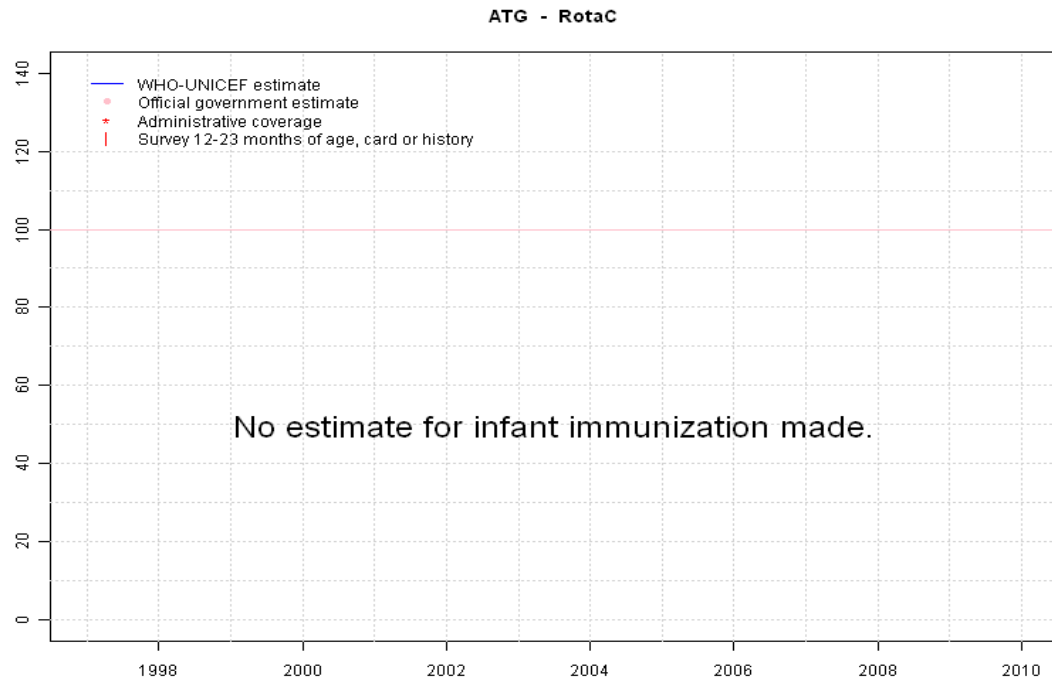


## Description:

- 2001: Estimate based on reported data. Hib introduced in 2000. Reporting started in 2001. Vaccine presentation is DTP-HepB-Hib.
- 2002: Estimate based on interpolation between 2001 and 2004. Reported data not accepted due to a decline from 97 percent to 82 percent with a subsequent increase to 102 percent.
- 2003: Estimate based on interpolation between 2001 and 2004. Reported data of 102 percent greater than 100 percent.
- 2004: Estimate based on reported data.
- 2005: Estimate based on reported data.
- 2006: Estimate based on reported data.
- 2007: Estimate based on reported data.
- 2008: Estimate based on interpolation between 2007 and 2009. Reported data of 102 percent greater than 100 percent. Current estimate of 97 percent changed from previous revision value of 99 percent.
- 2009: Estimate based on reported data. Current estimate of 94 percent changed from previous revision value of 99 percent.
- 2010: Estimate based on reported data.

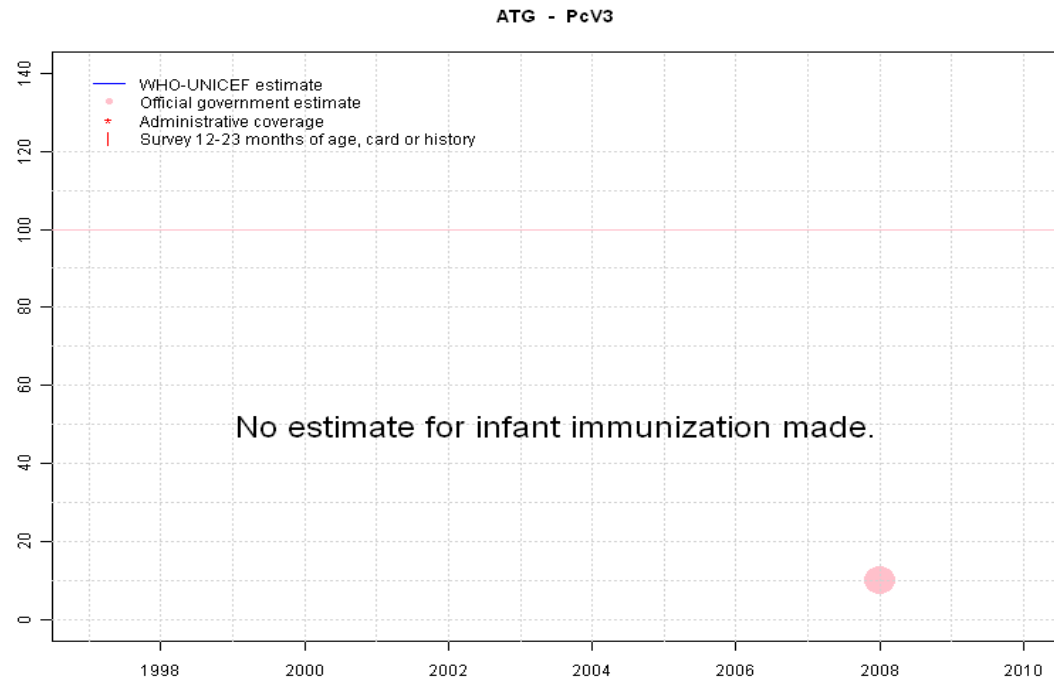
	1997	1998	1999	2000	2001	2002	2003	2004	2005	2006	2007	2008	2009	2010
Estimate	NA	NA	NA	NA	97	97	97	97	99	99	99	97	94	98
Official	NA	NA	NA	NA	97	82	102	97	99	100	100	102	NA	NA
Administrative	NA	NA	NA	NA	97	82	102	97	99	100	97	101	94	98
Survey	NA	NA	NA	NA	NA	NA	NA	NA	NA	NA	NA	NA	NA	NA

# Antigua and Barbuda - RotaC



	1997	1998	1999	2000	2001	2002	2003	2004	2005	2006	2007	2008	2009	2010
Estimate	NA	NA	NA	NA	NA	NA	NA	NA	NA	NA	NA	NA	NA	NA
Official	NA	NA	NA	NA	NA	NA	NA	NA	NA	NA	NA	NA	NA	NA
Administrative	NA	NA	NA	NA	NA	NA	NA	NA	NA	NA	NA	NA	NA	NA
Survey	NA	NA	NA	NA	NA	NA	NA	NA	NA	NA	NA	NA	NA	NA

# Antigua and Barbuda - PcV3



	1997	1998	1999	2000	2001	2002	2003	2004	2005	2006	2007	2008	2009	2010
Estimate	NA	NA	NA	NA	NA	NA	NA	NA	NA	NA	NA	NA	NA	NA
Official	NA	NA	NA	NA	NA	NA	NA	NA	NA	NA	NA	10	NA	NA
Administrative	NA	NA	NA	NA	NA	NA	NA	NA	NA	NA	NA	NA	NA	NA
Survey	NA	NA	NA	NA	NA	NA	NA	NA	NA	NA	NA	NA	NA	NA

Further information and estimates for 1980-1996 are available at:

[http://www.childinfo.org/immunization\\_countryreports.html](http://www.childinfo.org/immunization_countryreports.html)

[http://www.who.int/immunization\\_monitoring/routine/immunization\\_coverage/en/index4.html](http://www.who.int/immunization_monitoring/routine/immunization_coverage/en/index4.html)