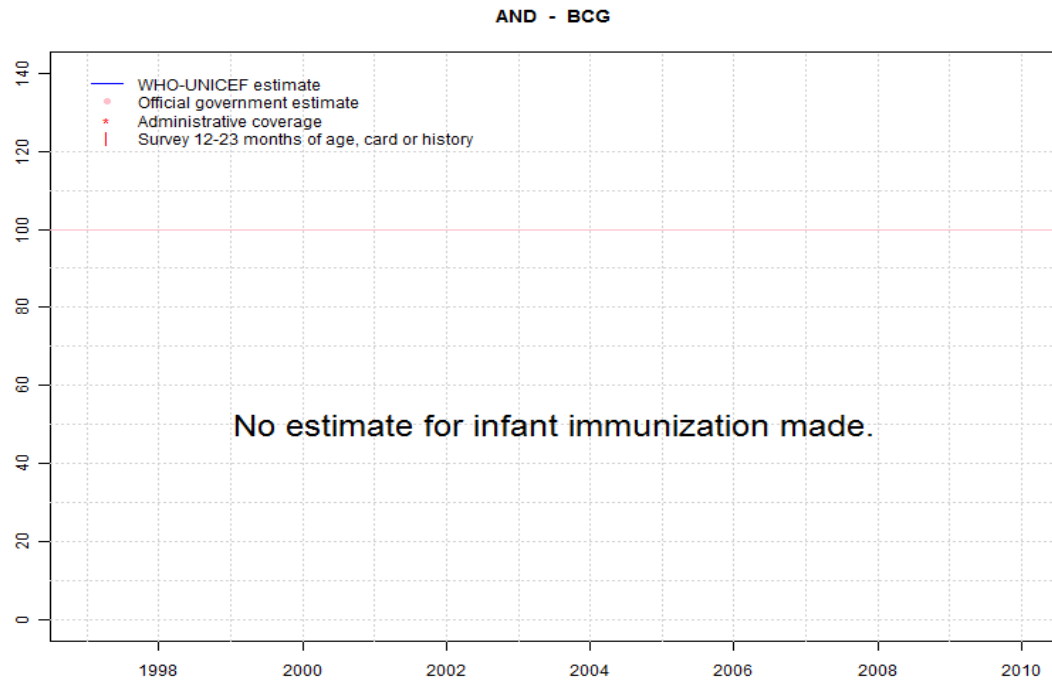


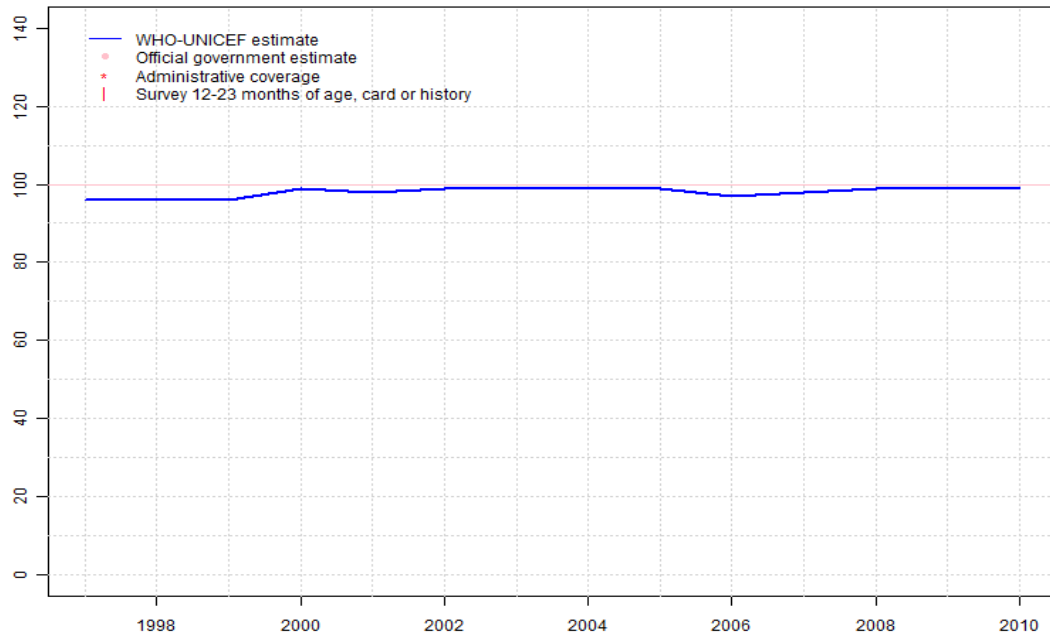
Andorra - BCG



	1997	1998	1999	2000	2001	2002	2003	2004	2005	2006	2007	2008	2009	2010
Estimate	NA	NA	NA	NA	NA	NA	NA	NA	NA	NA	NA	NA	NA	NA
Official	NA	NA	NA	NA	NA	NA	NA	NA	NA	NA	NA	NA	NA	NA
Administrative	NA	NA	NA	NA	NA	NA	NA	NA	NA	NA	NA	NA	NA	NA
Survey	NA	NA	NA	NA	NA	NA	NA	NA	NA	NA	NA	NA	NA	NA

Andorra - DTP1

AND - DTP1



	1997	1998	1999	2000	2001	2002	2003	2004	2005	2006	2007	2008	2009	2010
Estimate	96	96	96	99	98	99	99	99	99	97	98	99	99	99
Official	NA	NA	NA	NA	NA	NA	NA	NA	NA	NA	NA	NA	NA	NA
Administrative	NA	NA	NA	NA	NA	NA	NA	NA	NA	NA	NA	NA	NA	NA
Survey	NA	NA	NA	NA	NA	NA	NA	NA	NA	NA	NA	NA	NA	NA

Description:

1997: Legacy estimate.

1997: No DTP1 data reported. Estimate based on estimated DTP3 coverage.

1998: No DTP1 data reported. Estimate based on estimated DTP3 coverage.

1999: No DTP1 data reported. Estimate based on estimated DTP3 coverage.

2000: No DTP1 data reported. Estimate based on estimated DTP3 coverage.
Current estimate of 99 percent changed from previous revision value of 98 percent.

2001: No DTP1 data reported. Estimate based on estimated DTP3 coverage.

2002: No DTP1 data reported. Estimate based on estimated DTP3 coverage.
Current estimate of 99 percent changed from previous revision value of 98 percent.

2003: No DTP1 data reported. Estimate based on estimated DTP3 coverage.
Current estimate of 99 percent changed from previous revision value of 98 percent.

2004: No DTP1 data reported. Estimate based on estimated DTP3 coverage.
Current estimate of 99 percent changed from previous revision value of 98 percent.

2005: No DTP1 data reported. Estimate based on estimated DTP3 coverage.
Current estimate of 99 percent changed from previous revision value of 98 percent.

2006: No DTP1 data reported. Estimate based on estimated DTP3 coverage.

2007: No DTP1 data reported. Estimate based on estimated DTP3 coverage.

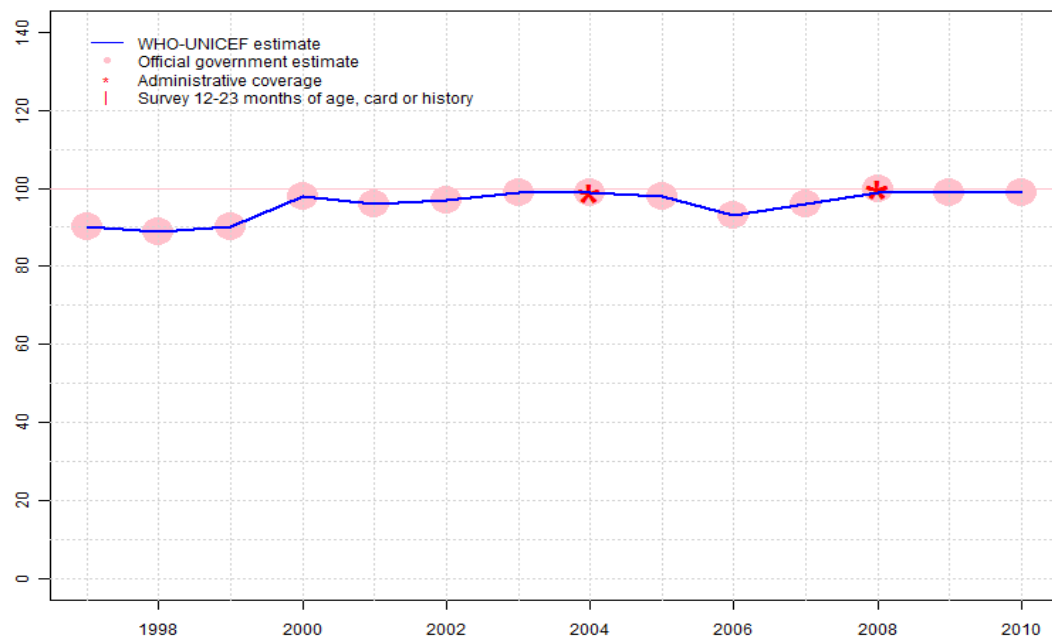
2008: DTP1 coverage estimated based on DTP3 coverage of 100. Current estimate of 99 percent changed from previous revision value of 98 percent.

2009: No DTP1 data reported. Estimate based on estimated DTP3 coverage.
Current estimate of 99 percent changed from previous revision value of 98 percent.

2010: No DTP1 data reported. Estimate based on estimated DTP3 coverage.

Andorra - DTP3

AND - DTP3



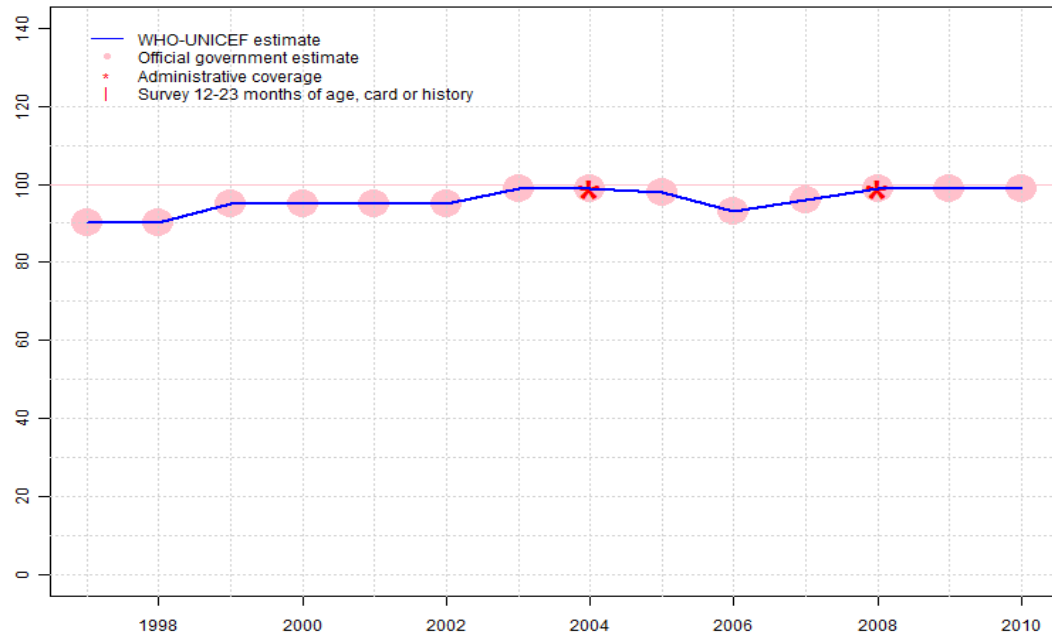
Description:

1997: Legacy estimate.
 1998: Estimate based on reported data.
 1999: Estimate based on reported data.
 2000: Estimate based on reported data.
 2001: Estimate based on reported data.
 2002: Estimate based on reported data.
 2003: Estimate based on reported data.
 2004: Estimate based on reported data.
 2005: Estimate based on reported data.
 2006: Estimate based on reported data.
 2007: Estimate based on reported data.
 2008: Estimate based on reported data.
 2009: Estimate based on reported data.
 2010: Estimate based on reported data.

	1997	1998	1999	2000	2001	2002	2003	2004	2005	2006	2007	2008	2009	2010
Estimate	90	89	90	98	96	97	99	99	98	93	96	99	99	99
Official	90	89	90	98	96	97	99	99	98	93	96	100	99	99
Administrative	NA	NA	NA	NA	NA	NA	NA	99	NA	NA	NA	100	NA	NA
Survey	NA	NA	NA	NA	NA	NA	NA	NA	NA	NA	NA	NA	NA	NA

Andorra - Pol3

AND - Pol3



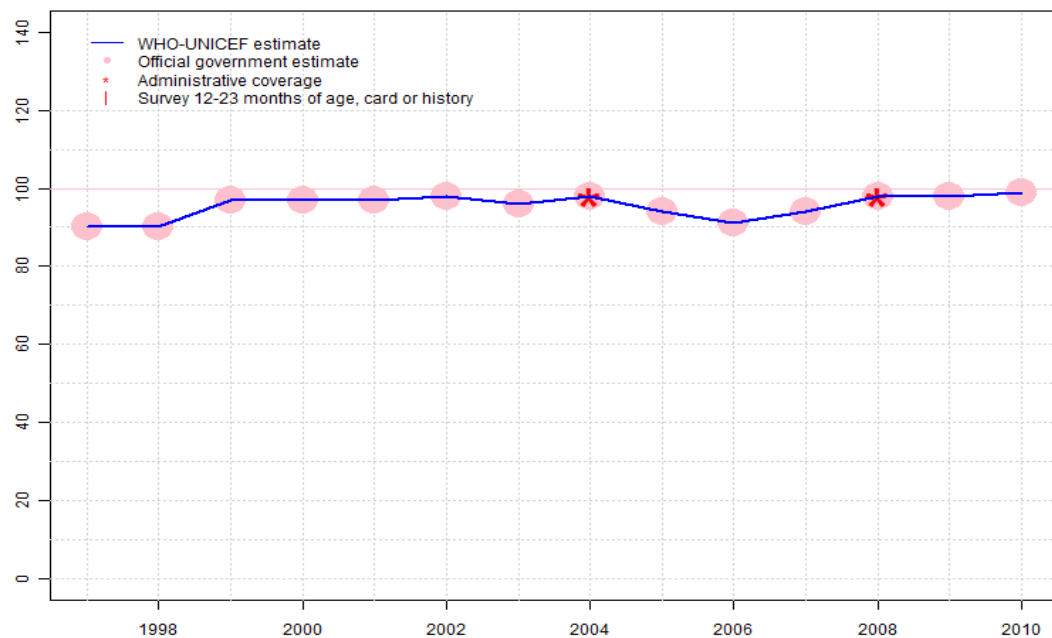
Description:

1997: Legacy estimate.
 1998: Estimate based on reported data.
 1999: Estimate based on reported data.
 2000: Estimate based on reported data.
 2001: Estimate based on reported data.
 2002: Estimate based on reported data.
 2003: Estimate based on reported data.
 2004: Estimate based on reported data.
 2005: Estimate based on reported data.
 2006: Estimate based on reported data.
 2007: Estimate based on reported data.
 2008: Estimate based on reported data.
 2009: Estimate based on reported data.
 2010: Estimate based on reported data.

	1997	1998	1999	2000	2001	2002	2003	2004	2005	2006	2007	2008	2009	2010
Estimate	90	90	95	95	95	95	99	99	98	93	96	99	99	99
Official	90	90	95	95	95	95	99	99	98	93	96	99	99	99
Administrative	NA	NA	NA	NA	NA	NA	NA	99	NA	NA	NA	99	NA	NA
Survey	NA	NA	NA	NA	NA	NA	NA	NA	NA	NA	NA	NA	NA	NA

Andorra - MCV

AND - MCV



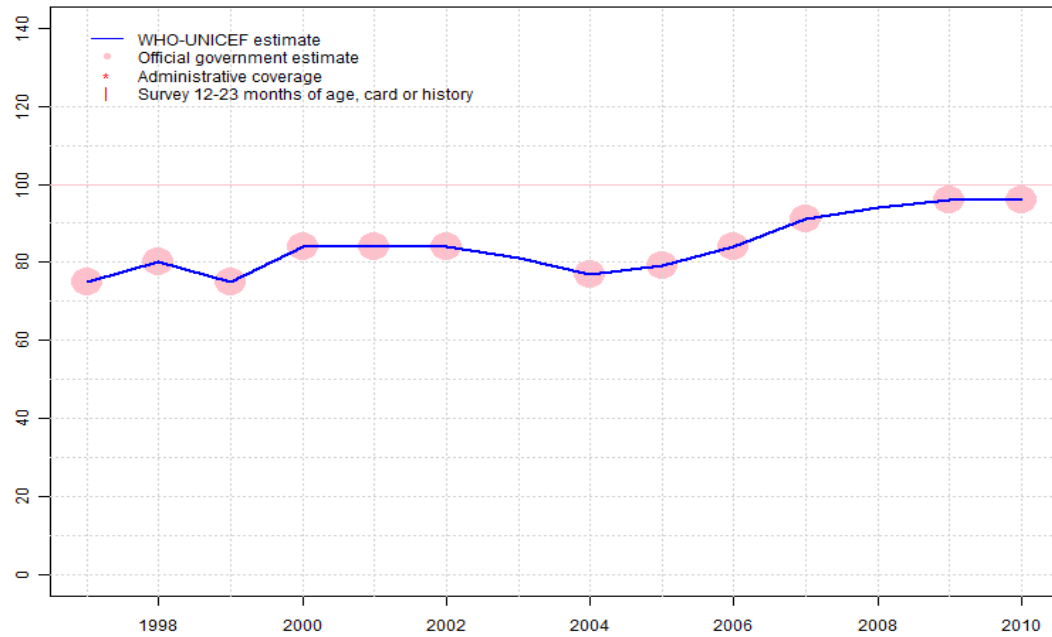
Description:

1997: Legacy estimate.
 1998: Estimate based on reported data.
 1999: Estimate based on reported data.
 2000: Estimate based on reported data.
 2001: Estimate based on reported data.
 2002: Estimate based on reported data.
 2003: Estimate based on reported data.
 2004: Estimate based on reported data.
 2005: Estimate based on reported data.
 2006: Estimate based on reported data.
 2007: Estimate based on reported data.
 2008: Estimate based on reported data.
 2009: Estimate based on reported data.
 2010: Estimate based on reported data.

	1997	1998	1999	2000	2001	2002	2003	2004	2005	2006	2007	2008	2009	2010
Estimate	90	90	97	97	97	98	96	98	94	91	94	98	98	99
Official	90	90	97	97	97	98	96	98	94	91	94	98	98	99
Administrative	NA	NA	NA	NA	NA	NA	NA	98	NA	NA	NA	98	NA	NA
Survey	NA	NA	NA	NA	NA	NA	NA	NA	NA	NA	NA	NA	NA	NA

Andorra - HepB3

AND - HepB3



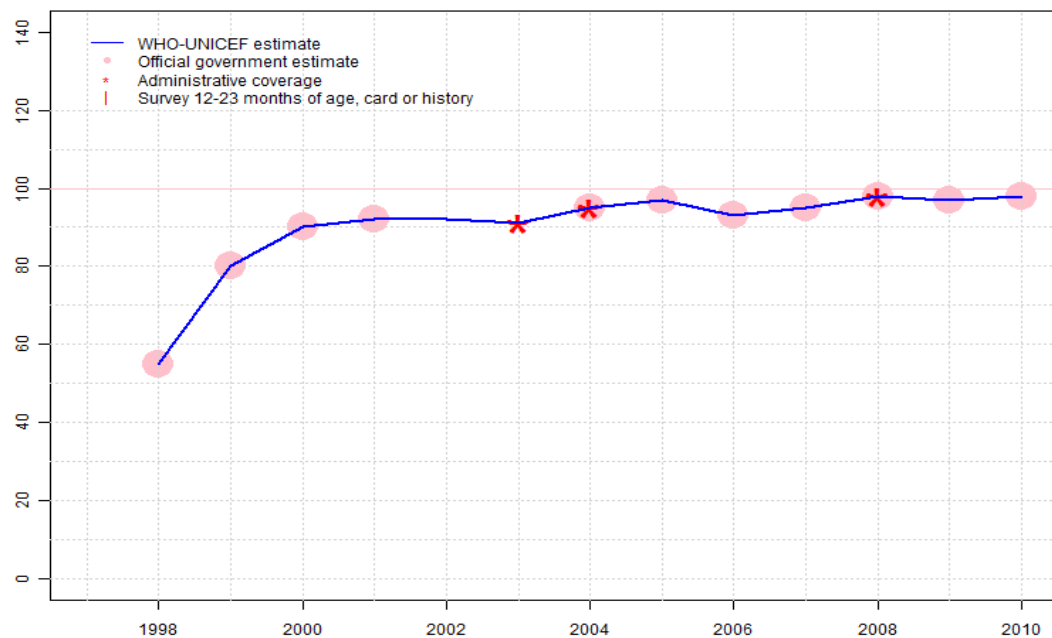
Description:

1997: Legacy estimate. HepB introduced in 1991. Reporting started in 1997.
 1998: Estimate based on reported data.
 1999: Estimate based on reported data.
 2000: Estimate based on reported data.
 2001: Estimate based on reported data.
 2002: Estimate based on reported data.
 2003: Estimate based on interpolation between 2002 and 2004.
 2004: Estimate based on reported data.
 2005: Estimate based on reported data.
 2006: Estimate based on reported data.
 2007: Estimate based on reported data.
 2008: Estimate based on interpolation between 2007 and 2009.
 2009: Estimate based on reported data.
 2010: Estimate based on reported data.

	1997	1998	1999	2000	2001	2002	2003	2004	2005	2006	2007	2008	2009	2010
Estimate	75	80	75	84	84	84	81	77	79	84	91	94	96	96
Official	75	80	75	84	84	84	NA	77	79	84	91	NA	96	96
Administrative	NA	NA	NA	NA	NA	NA	NA	NA	NA	NA	NA	NA	NA	NA
Survey	NA	NA	NA	NA	NA	NA	NA	NA	NA	NA	NA	NA	NA	NA

Andorra - Hib3

AND - Hib3

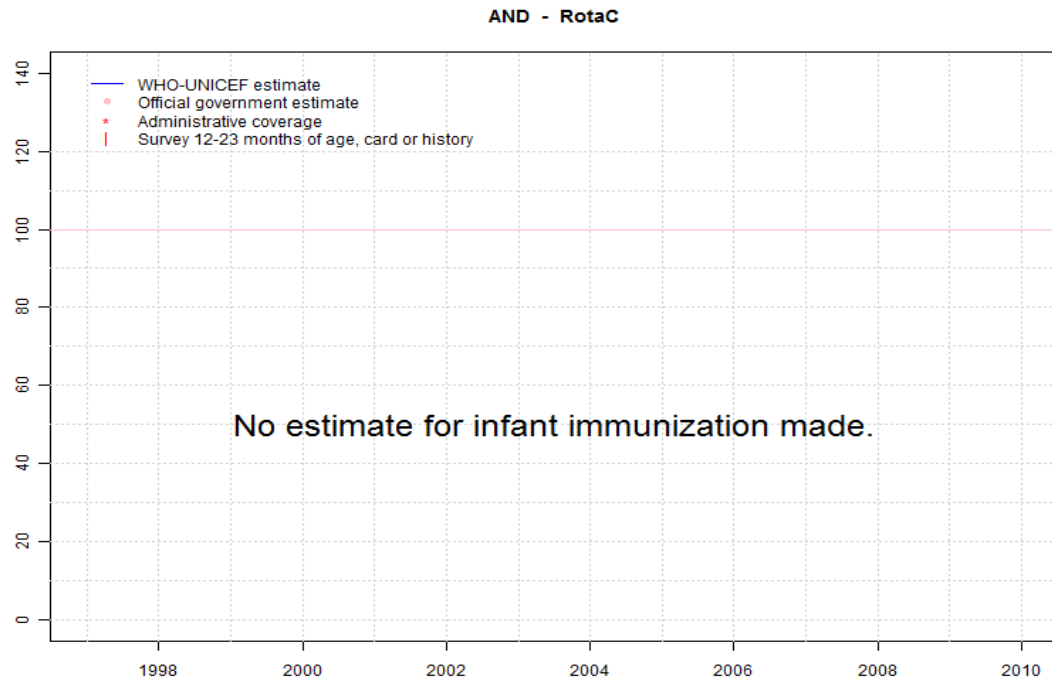


Description:

- 1998: Estimate based on reported data. Hib nationally introduced in 1999 reporting started in 1998
- 1999: Estimate based on reported data.
- 2000: Estimate based on reported data.
- 2001: Estimate based on reported data.
- 2002: Estimate based on interpolation between 2001 and 2003.
- 2003: Estimate based on reported data.
- 2004: Estimate based on reported data.
- 2005: Estimate based on reported data.
- 2006: Estimate based on reported data.
- 2007: Estimate based on reported data.
- 2008: Estimate based on reported data.
- 2009: Estimate based on reported data.
- 2010: Estimate based on reported data.

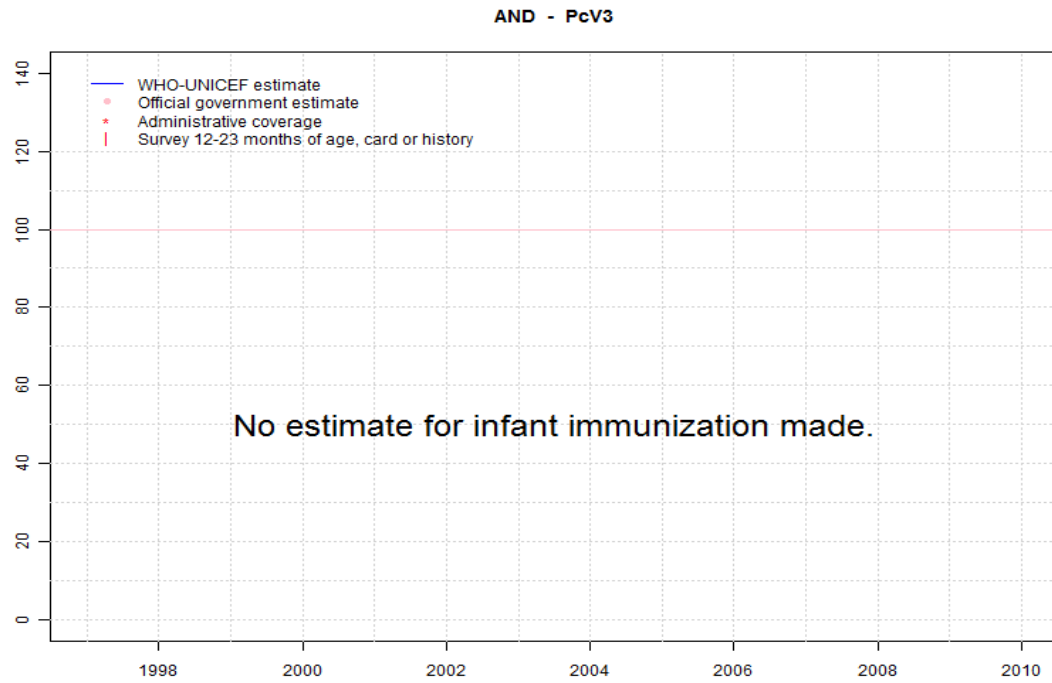
	1997	1998	1999	2000	2001	2002	2003	2004	2005	2006	2007	2008	2009	2010
Estimate	NA	55	80	90	92	92	91	95	97	93	95	98	97	98
Official	NA	55	80	90	92	NA	NA	95	97	93	95	98	97	98
Administrative	NA	NA	NA	NA	NA	NA	91	95	NA	NA	NA	98	NA	NA
Survey	NA	NA	NA	NA	NA	NA	NA	NA	NA	NA	NA	NA	NA	NA

Andorra - RotaC



	1997	1998	1999	2000	2001	2002	2003	2004	2005	2006	2007	2008	2009	2010
Estimate	NA	NA	NA	NA	NA	NA	NA	NA	NA	NA	NA	NA	NA	NA
Official	NA	NA	NA	NA	NA	NA	NA	NA	NA	NA	NA	NA	NA	NA
Administrative	NA	NA	NA	NA	NA	NA	NA	NA	NA	NA	NA	NA	NA	NA
Survey	NA	NA	NA	NA	NA	NA	NA	NA	NA	NA	NA	NA	NA	NA

Andorra - PcV3



	1997	1998	1999	2000	2001	2002	2003	2004	2005	2006	2007	2008	2009	2010
Estimate	NA	NA	NA	NA	NA	NA	NA	NA	NA	NA	NA	NA	NA	NA
Official	NA	NA	NA	NA	NA	NA	NA	NA	NA	NA	NA	NA	NA	NA
Administrative	NA	NA	NA	NA	NA	NA	NA	NA	NA	NA	NA	NA	NA	NA
Survey	NA	NA	NA	NA	NA	NA	NA	NA	NA	NA	NA	NA	NA	NA

Further information and estimates for 1980-1996 are available at:

http://www.childinfo.org/immunization_countryreports.html

http://www.who.int/immunization_monitoring/routine/immunization_coverage/en/index4.html